以人为先　诚信为本　专业制造　追求卓越
Honesty Professional Excellence

浙江海格威液压科技有限公司
Zhejiang HGW Hydraulics Technology Co.,Ltd.

地址：中国.浙江.宁波市宁海县南部滨海新区创新路9号
ADD: No. 9 Chuangxin East Road , South Binhai New Area, Ninghai, Ningbo City, Zhejiang Province, 315600,P.R. China
电话(Tel)：86-0574-88166668　传真(Fax)：86-0574-88166669
邮箱(E-mail)：info@haigewei.com　网址：http://www.haigewei.cn
服务热线(Hotline)：**400 9998 475**

上海海格威液压技术有限公司
Shanghai HGW Hydraulics Technology Co.,Ltd.

地址：中国·上海市奉贤区普乐路313号
ADD: No,313,Shanle Road,Fengxian District,Shanghai,201405,P.R.China
电话(Tel)：86-021-34030001　传真(Fax)：86-021-54320056
邮箱(E-mail)：info@haigewei.com　网址：http://www.haigewei.com
服务热线(Hotline)：**400 9998 475**

山东海格威液压科技有限公司
ShanDong HGW Hydraulics Technology Co.,Ltd.

地址：中国·山东省 临沂市经济技术开发区联邦路60号
ADD: No. 60 Lianbang Road, Linyi Economic and Technological Development Zone, Shandong province,China
邮箱(E-mail)：info@haigewei.com　网址：http://www.haigewei.com
服务热线(Hotline)：**400 9998 475**

官网二维码　阿里巴巴　电子画册

HGW

海格威流体连接件

HGW FLUID CONVEYANCE

【2024版】

HGW 海格威

▶▶过渡接头
▶▶软管接头

HGW FLUID CONVEYANCE

ENTERPRISE INTRODUCTION

企业简介

2002
海格威成立于2002年
HGW was founded 2002

100000+
工厂占地100000余平方米
The factory covers an area of more than 55,000 square meters

1000+
各类锻造、加工、弯管、钻孔、检验等设备1000多台
More than 1000 sets of forging, processing, bending, drilling, inspection and other equipment

400+
我们拥有400多名员工
We have more than 300 employees

1996年11月，海格威诞生于上海黄浦区北京东路603号一间十几平米的五金店里。初期的海格威，经营各类低压电器、橡塑制品、液压气动配件等产品。

海格威公司成立于2002年，拥有两大制造基地：

基地一：位于中国第一物流和商业中心---上海；

基地二：位于流体连接件第一集散地---宁波；

经过多年深耕，目前已发展成为拥有上海、海盐、扬州、临沂四家子公司的集团化企业。

二十多年来，海格威始终遵循“诚信经营，质量第一，顾客至上”的原则，紧随中国工程机械和流体连接件领域的发展步伐，稳健成长。秉承以人为先、诚信为本、专业制造、追求卓越”的经营方针，坚持以“优质产品、快速响应”的服务理念赢得客户的长久信赖和支持！

In November 1996, HGW was born in 603 East Beijing Road, Huangpu District, Shanghai, a hardware store of more than ten square meters. In the early stage, Hegway engaged in various low-voltage electrical appliances, rubber and plastic products, hydraulic and pneumatic accessories and other products.

Founded in 2002, HGW has two major manufacturing sites:

Base 1: Located in China's first logistics and business center -- Shanghai;

Base 2: located in the first distribution center of fluid connectors -- Ningbo;

After years of deep cultivation, it has now developed into a group enterprise with four subsidiaries in Shanghai, Haiyan, Yangzhou and Linyi.

For more than 20 years, HGW has always followed the principle of "integrity management, quality first, customer first", followed the development pace of China's construction machinery and fluid connector field, steady growth. Adhering to the people-oriented, integrity-based, professional manufacturing, the pursuit of excellence "business policy, adhere to the" quality products, rapid response "service concept to win the long-term trust and support of customers!

HGW HYDRAULICS

ENTERPRISE CAPACITY

企业实力

公司目前拥有1000余台精密数控及其他检验和生产辅助设备20余台，所有产品都按照行业技术标准要求经过严格的检验出品，公司通过了ISO9001:2000质量体系认证，高品质的产品已广泛应用于 **工程机械，矿山冶金，船舶隧道，机车军工、石油化工** 等行业重要客户及出口至欧美等国家。

At present, the company has more than 1000 sets of precision numerical control and other inspection and production auxiliary equipment more than 20 sets, all products are in accordance with the technical standards of the industry after strict inspection and production, the company passed the ISO9001:2000 quality system certification, high-quality products have been widely used in **construction machinery, mining gold, ship tunnel, etc. Locomotive military, petrochemical** and other important customers and exports to Europe and the United States and other countries.

海格威是一家致力于专业研发和生产各种液压管接头、软管接头&总成、钢管总成、快换接头等液压附件的中大型制造商，本公司旨在为客户提供全面的液压系统管路配置优化方案。

HGW is a professional research and development and production of various hydraulic fittings, hose fittings & assembly, steel pipe assembly, quick change fittings and other hydraulic accessories manufacturer, the company aims to provide customers with a comprehensive hydraulic system pipeline configuration optimization solution.

24-HOUR SERVICE HOTLINE
24小时服务热线
400 9998 475

HGW HYDRAULICS

公司自成立之日起即推行智能化生产，信息化管理的“智造”理念。配备智能化生产设备。试行“物联网”概念，提升客户采购体验，实现远程下单，远程跟踪可能。工厂可实现熄灯作业和无人作业的高智能化生产模式。

Intelligent production and information management are our "Smart" idea.We have intelligent production equipment. Experimenting the concept of internet of things to improve customer's experience of purchasing, and to make remote order and remote tracking possible.Our company achieved a high-intelligence production mode that we can work without lights or even without man.

质量第一
快速响应
诚信为本
匠心智造

INTEGRITY-BASED
PROFESSIONAL MANUFACTURE
QUALITY FIRST
REACT FAST

INGENUITY AND WISDOM

匠心智造

公司已通过ISO9001，14001，45001审核。计量室配备光谱仪，硬度计，金相仪，投影仪，测长仪，三坐标，影像仪，轮廓仪，压力测试机和盐雾试验机等检测设备，使产品品质得以有效的保证。

对于产品的生产过程，我们有着严苛的过程控制要求。从原材料受入、切断、锻打、机加工、弯管、镀锌、装配、包装、出货都有严格的检验。确保交付到客户手中是合格可靠的产品。

We have passed ISO 9001, 14001, 45001 audit. We have spectrograph, sclerometer, metallograph, overhead projector, metroscope, CMM, imager, contourgraph, compression testing machine and salt spraying tester . The quality is guaranteed.

QUALITY IS THE LIFEBLOOD OF AN ENTERPRISE

海格威人为赢得客户的长久信赖和支持，秉承“诚信为本，匠心智造”的生产理念，坚持“质量第一，快速反应”的经营方针。不忘初心，持续发展，立志打造成为流体连接件领域的领导者。

In order to win the long-term trust and support of customers, HGW people insist “integrity-based, professional manufacture” production idea and the management principle of “quality first and react fast ”. We always try our best to become a high-quality supplier for fluid connectors.

DEVELOPMENT COURSE

发展历程

起点

1996

1996年11月，上海市北京东路603号，历史的起点。

成长

2002

2002年7月，上海海格威高压油管制造有限公司正式成立。

精进

2009

2009年9月，宁波海格流体连接件有限公司正式成立。

锋芒

2017

2017年5月，浙江海格威液压科技有限公司正式成立。

创新

2020

2020年7月，浙江朗成智能科技有限公司正式成立。

严谨

2021

扬州海格威液压科技有限公司正式成立。

腾飞

2022

2022年6月，山东海格威液压科技有限公司正式成立。

HGW HYDRAULICS

PRODUCT DISPLAY
产品展示

型号索引 MODEL INDEX

海格威 HGW

软管	软管	1SN一层钢丝编织软管 P12
		2SN二层钢丝编织软管 P12
		4SP四层钢丝缠绕软管 P13
		4SH四层钢丝缠绕软管 P13
		R12四层钢丝缠绕软管 P14
		R13六层钢丝缠绕软管 P14
		R15六层钢丝缠绕软管 P15
		R7树脂软管 P15
		R6棉线管 P16
		铁氟龙软管 P16
一体式软管接头	公制24° 锥系列	10411Y P17
		20411Y-T P18
		20441Y-T P19
		20491Y-T P20
		10511Y P21
		20511Y-T P22
		20541Y-T P23
		20591Y-T P24
	英管螺纹60° 锥面密封	12611Y P25
		22611Y P25
		22641Y P26
		22691Y P26
	美制JIC螺纹74° 密封	16711Y P27
		26711Y P27
		26741Y P28
		26791Y P28
	SAE法兰系列	87311Y P29
		87341Y P29
		87391Y P30
		87611Y P30
		87691Y P31
		87641Y P31
套筒	套筒	00110-A P32
		00110 P32
		00200 P33
		00210 P33
		03310 P34
		00400 P34
		00621 P35
		00401 P35
		01400 P36
		00018 P36
		00TF0 P37

标准芯	公制螺纹平面密封	20211 P38; 20241 P39; 20291 P40
	公制螺纹球面密封	20111 P41; 20141 P42; 20191 P43
	公制74° 锥密封	10711 P44; 20711 P45; 20741 P46; 20791 P46
	公制螺纹24° 锥密封轻系列	10411 P47; 20411 P48; 20441 P49; 20491 P50
	公制螺纹24° 锥密封重系列	10511 P51; 20511 P52; 20541 P53; 20591 P54
	卡套式直管	50011 P55; 50041 P56; 50091 P57
	英锥管螺纹	13011-SP P58
	英管螺纹球面密封	22111 P59; 22141 P60; 22191 P61; 22211 P62; 22241 P63; 22291 P63
	英管螺纹60° 锥密封	12611 P64; 12611A P65; 22611 P66; 22641 P67; 22691 P68
	英管内螺纹60° 外锥面双六角	22611D P69; 22611D-SM P69; 22691K P70
	美制布锥管外螺纹	15611 P70
	美制JIC螺纹74° 锥面	16711 P71; 26711 P72; 26741 P73; 26791 P74

标准芯	美制JIC螺纹74° 锥面双六角	26711D P75; 26711D-SM P75; 26791K P76
	美制SAE螺纹90° 内锥面	27811 P76; 27891 P77
	高压水管接头	20011-T P77
	美制ORFS螺纹平面密封	24211 P78; 24241 P79; 24291 P80
	SAE 法兰轻系列	87311 P81; 87341 P81; 87391 P82
	SAE 法兰重系列	87611 P83; 87641 P84; 87691 P84
	日式英制螺纹60° 锥密封	29611 P85; 29641 P86; 29691 P86
	铰接接头	70011 P87; 700M P87; 72011 P88; 720B P88
	双面连接芯	90011 P89; 90012 P89
剥内胶芯子	英制螺纹	22613-W P90; 22643-W P90; 22693-W P91; 15613 P91
	美制JIC螺纹74° 密封	26713-W P92; 26793-W P92

剥内胶芯子	公制螺纹24° 锥密封重系列	10513 P92; 20513-W P93; 20543-W P93; 20593-W P93
	SAE 法兰	87313 P94; 87613 P94; 87343 P95; 87393 P95; 87643 P96; 87693 P96
	双面连接芯	90013 P97
插入芯	插入芯	13010-SP P97; 15610 P97; 12610 P98; 22610 P98; 16710 P99; 26710 P99
密封接头	公制螺纹O形圈平面密封	1E P102; 1E9 P102; AE P103; 2E9 P103; 1EH P104; 1EH9-OG P104; 1EL P105; 1ET-SP P105
卡套接头	公制螺纹卡套接头	1C,1D P106; 1C/1D P107; 1C9,1D9 P108; AC,AD P109; 2C P110; 2D P111; 2C9,2D9 P112; BC,BD P113; CC,CD P114; 3C,3D P115; 4C,4D P116; 9C,9D P117; 6C,6D P118; 6C9,6D9 P119; 8C P120; 2WE P120; 1CN,1DN P121; 1CN9,1DN9 P122; 1CT-SP,1DT-SP P123; 1CT9-SP,1DT9-SP P124; 1CH,1DH P125; 1CH9-OG,1DH9-OG P126; ACCH-OG,ADDH-OG P127; ACHC-OG,ADHD-OG P128
	英制螺纹卡套接头	1CG,1DG P129; 1CG9-OG,1DG9-OG P130; ACCG-OG,ADDG-OG P131; ACGC-OG,ADGD-OG P132
	美制螺纹卡套接头	1CO,1DO P133; 1CO9-OG,1DO9-OG P134; ACCO-OG,ADDO-OG P135; ACOC-OG,ADOD-OG P136

型号索引 MODEL INDEX HGW 海格威

卡套接头	卡套接头	1CB-WDPK,1DB-WDPK P137; 2BC-WDPK,2BD-WDPK P138; 2WC,2WD P139; 1CM-WDPK,1DM-WDPK P140; 2MC-WDPK,2MD-WDPK P141; 1CI-WD,1DI-WD P142; 1CI-BWD,1DI-BWD P143; 1CW,1DW P144; 1C-Y,1D-Y P145; 5CB,5DB P146; 5CB-G,5DB-G P147; 7BC-GS,7BD-GS P147; 5CM,5DM P148; NL,NS P149; RL,RS P150
密封接头	公制螺纹74° 锥密封接头	1Q P151; AQ P151; 2Q9 P152; 4Q P152; 6Q P153; 1QN P154; 1QN9 P155; 1QT-SP P156; 1QT9-SP P156; NB200-Q P157; NB500-Q P157
	日式英管螺纹60° 锥密封接头	1S P158; 4S P158; 6S P158; 1SG P159; 1SG9-OG P159; 1ST-SP P160; 1ST9-SP P161
	英管螺纹60° 锥密封接头	1B P162; 1B9 P163; AB P163; 2B P164; 2B9 P165; BB P166; CB P166; 3B P167; 3B9 P167; DB P168; 4B P168; 9B P169; 6B P169; 1BT-SP P170; 1BT4-SP P171; 1BT9-SP P172; 1BN P173; 1BN9 P174; 1BG P175; 1BG9-OG P176; 1BJ P177; 1BL P178; 1BM P179; 1BW P180; 2WB P180; 1B-WD P181; 2BJ-WD P181; 2NB P182; 2NB9 P182; 2TB-SP P183

密封接头	英管螺纹60°锥密封接头	2TB9-SP P183
		4BN-WD P184
		4B-WD P184
		5B P185
		5B9 P186
		7B P186
		7TB-S P187
		7B9-PK P187
		GB-PK P188
		5BN P188
		5B-WD P189
		5BT P190
		2B-G P190
BSPT接头	英锥管螺纹BSPT接头	1T-SP P191
		1T9-SP P191
		4T-SP P192
		4TN P192
		5T-SP P193
		5T9-SP P193
		7T P194
		7T9-PK P194
		GT-PK P195
NPT接头	美制锥管螺纹NPT接头	1N9 P195
		1N P196
		4N P197
		4NN P197
		5N P198
		5N9 P199
		JN P199
		HN P200
		7N P200
		7N9-PK P201
		GN-PK P201
		1NO P202
		5NO P202
		5ON P203
		5GN P203
扩口接头	美制螺纹74°锥面扩口接头	1J P204
		1J9 P205
		AJ P205
		2J P206
		2J9 P207
		5J-S P208
		BJ P209
		CJ P209
		DJ P210
		2WJ P210
		3J P211
		4J P211
		9J P212
		9J-CAP P212
		6J P213
		6J9 P213
		1JN P214
		1JN9 P215
		AJJN P216
		AJNJ P216
		2NJ P217
		5JN P218
		5JN9 P218

扩口接头	美制螺纹74°锥面扩口接头	1JT-SP P219
		1JT9-SP P220
		7NJ-S P221
		2TJ-SP P221
		1JO P222
		1JO9-OG P223
		AJJO-OG P224
		AJOJ-OG P224
		1JG P225
		1JG9-OG P226
		AJGJ-OG P227
		AJJG-OG P227
		1JB-WD P228
		1JM-WD P229
		2OJ P229
		NB200 P230
		NB300 P231
		NB500 P231
密封接头	美制螺纹O形圈平面密封ORFS接头	1F P232
		1F9 P232
		2F P233
		2F9 P234
		AF P234
		CF P235
		3F P235
		4F P236
		9F P236
		6F P237
		8F P237
		1FO P238
	美制螺纹O形圈平面密封ORFS接头	1FO9-OG P239
		AFFO-OG P240
		AFOF-OG P240
		2OF P241
		2OF9-OG P241
		NB200-F P242
		NB300-F P242
		NB500-F P242
		2NU P243
		7NU-S P243
		2NU9 P244
		7NU9-S P244
法兰接头	6162法兰接头	1CFL, 1DFL P245
		1CFL9,1DFL9 P245
		1DFS P246
		1DFS9 P246
		1JFL P247
		1JFL9 P247
		1JFS P248
		1JFS9 P248
		1FSW P249
		1FLW P249
		FL P250
		FS P250
		FL-W P251
		FS-W P251
		4FL P252
		4FS P252
		4FL-M P253
		4FS-M P253
其他接头	其他接头	4MN-WDPK P254
		4O P254
		4H P255
		4ON P255
		5O P256

软管总成订货代号

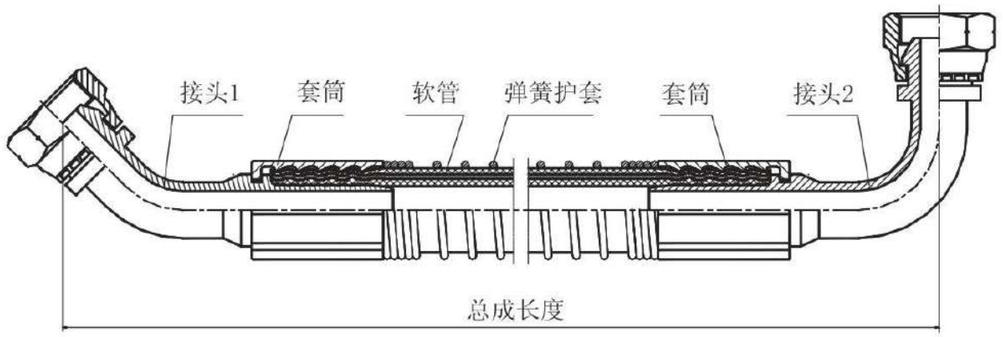

如上图示，液压软管总成由软管、接头1、接头2、套筒扣压而成。接头1与接头2可以相同，也可以不同，可以是直芯也可以是弯芯，弹簧护套可以不用。

软管总成的订货代号按下述方法表示：

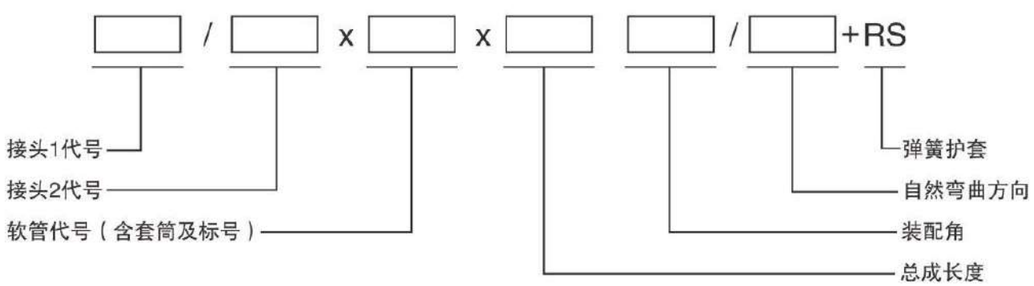

订货示例1：22641-08-08/22691-12-08X1T08X1000V90/SSX+RS；

当无装配角、自然弯曲方向或弹簧护套时，则代号中这些内容可省去不写。

订货示例2：当接头1与接头2相同时，只标一个接头的代号。

22691-08-08X1T08X1000V90

软管总成长度测量

软管总成长度L以从接头芯端面或弯接头芯中心为基准进行测量。如下图示。

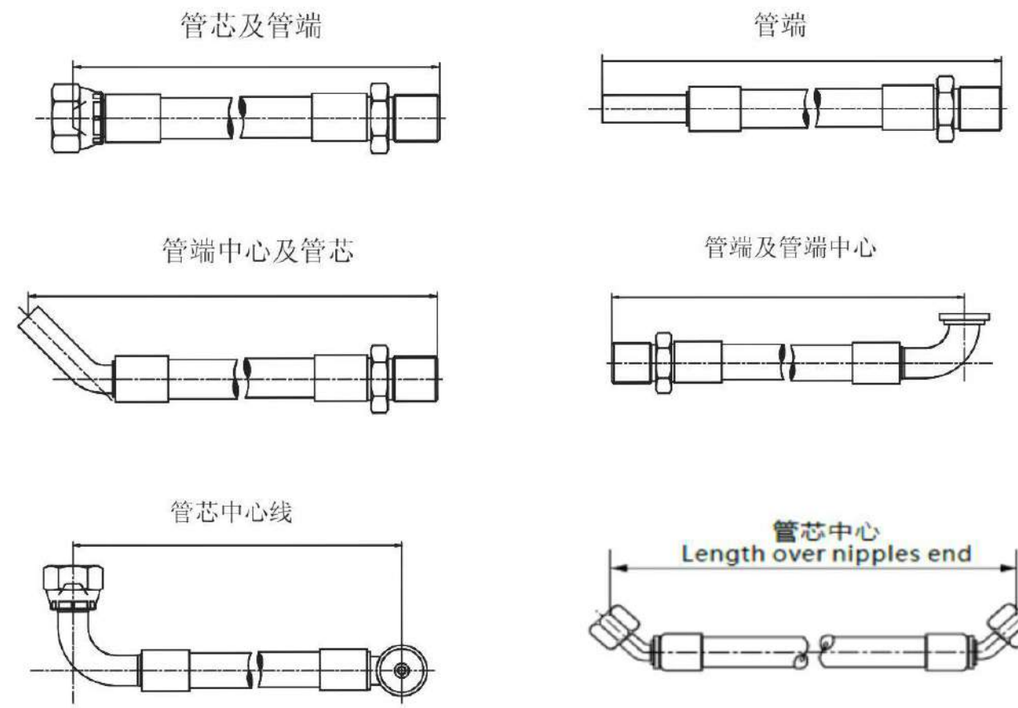

软管总成长度公差 mm

软管总成长度 mm		下列公称内径软管总成长度公差	
	≤25	25<公称内径≤50	>50
≤630	+7mm -3mm	+12mm -4mm	+25mm -6mm
630<总成长度≤1250	+12mm -4mm	+20mm -6mm	
1250<总成长度≤2500	+20mm -6mm	+25mm -6mm	
2500<总成长度≤8000	+1.5% -0.5%		
>8000	+3% -1%		

软管总成装配角测量

当总成的两端接头均为弯接头时，装配时两弯接头间有一角度关系。测量时，把软管总成拉直，并沿直线方向看，把弯接头1置垂直向上方向，按顺时针测量弯接头2与垂直放置的弯接头1之间的夹角，即为软管总成的装配角，用V表示。如图所示，例当装配角α为225°时，标记为V225。

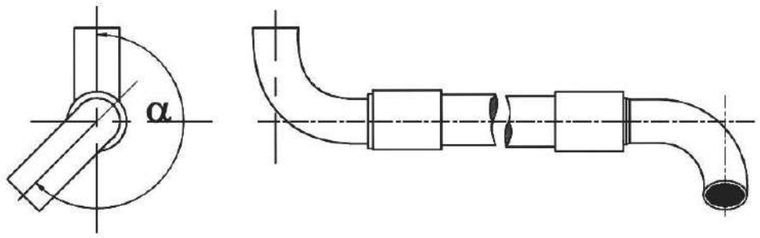

软管总成自然弯曲方向的规定

由于软管库存时成困盘扎，在加工总成时难以拉直，当有一端接头为弯接头时，就存在弯曲接头与软管自然弯曲方向间的关系。

把软管自然放置的平面作为水平面。

软管总成的一端接头为弯曲接头，另一端接头为直接头时有如下四种情况

图示	说明	表示代号
	单头平面垂直向外	DCW
	单头平面垂直向内	DCN
	单头水平向上	DSS
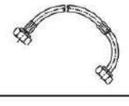	单头水平向下	DSX

软管总成的二端接头均为弯曲接头时有如下十种情况

图示	说明	表示代号
	双头水平向下	SSX
	双头水平向上	SSS
	双头水平异向 接头1向下，接头2向上	SSY
	双头同向平面垂直向外	STC
	双头异向平面垂直 接头1向外，接头2向内	SYC1
	双头异向平面垂直 接头1向内，接头2向外	SYC2
	接头1平面垂直向内 接头2水平向上	YNES
	接头1平面垂直向外 接头2水平向上	YWES
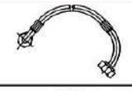	接头1平面垂直向内 接头2水平向下	YNEX
	接头1平面垂直向外 接头2水平向下	YWEX

软管弯曲时总成长度计算

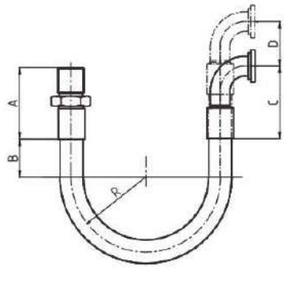

如图所示，当安装位置固定时，总成长度=A+2B+C+πR

当上下移动时，总成长度=A+2B+C+D+πR

其中B≥1.5*软管外径

R≥软管最小弯曲半径

流量选择表

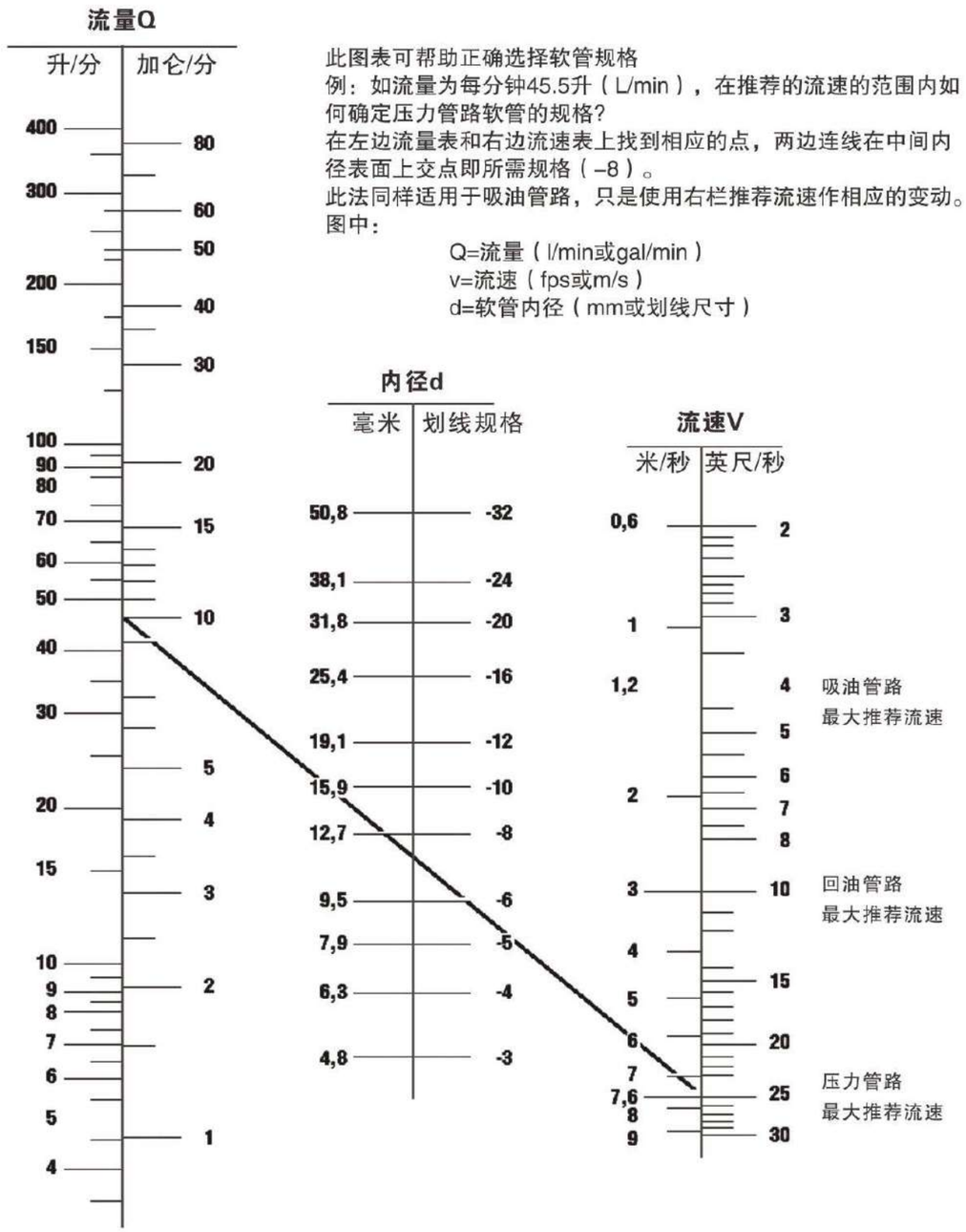

此图表可帮助正确选择软管规格
例：如流量为每分钟45.5升（L/min），在推荐的流速的范围内如何确定压力管路软管的规格?
在左边流量表和右边流速表上找到相应的点，两边连线在中间内径表面上交点即所需规格（–8）。
此法同样适用于吸油管路，只是使用右栏推荐流速作相应的变动。
图中：

Q=流量（l/min或gal/min）
v=流速（fps或m/s）
d=软管内径（mm或划线尺寸）

推荐流速的使用条件为最大粘度315S.S.U.（38℃时）的液压油（在室温18℃–68℃范围内）

软管内层、接头材质与化学物质的相溶性表

E=excellent 优秀的 G=good 好的 C=conditional 限定条件下使用的 U=unsatisfactory 不适用的		三元乙丙橡胶 EPDM	合成橡胶 Synthetic Rubber	铁氟龙 Teflon	热塑性橡胶 Thermoplastic Elastomer	钢 Steel	黄铜 Brass	不锈钢 Stainless Steel
Fluid	流体	Hose 软管				金属 Metal		
acetaldehyde	乙醛	E	U	E	G	G	E	E
acetic acid , glacial	冰醋酸	E	U	E	C	U	U	C
acetic acid, 10%	乙酸,10%	C	U	E	C	U	U	C
acetone	丙酮	E	U	E	G	E	E	E
acetyl acetone	乙酰丙酮	E	U	E	G	U	C	C
acetyl chloride	乙酰氯	U	U	E	U	C	C	C
acetylene	乙炔	E	U	E	G	E	E	E
air wet	湿空气	E	E	E	C	U	G	E
aluminum chloride	氯化铝	E	E	E	E	U	U	U
aluminum fluoride	氟化铝	E	E	E	E	U	U	U
aluminum nitrate	硝酸铝	E	E	E	E	U	U	C
aluminum sulfate	硫酸铝	E	E	E	G	U	C	E
alums	明矾	E	E	E	E	U	C	E
ammonia, anhydrous	无水氨	U	U	G	U	E	U	E
ammonia, aqueous	氨水	E	U	G	U	E	U	E
ammonia, cold	冷氨水	E	U	G	U	E	U	E
ammonia, hot	热氨水	E	U	G	U	E	U	E
ammonium carbonate	碳酸铵	E	U	E	C	C	U	C
ammonium chloride	氯化铵	E	E	E	C	U	U	C
ammonium hydroxide	氢氧化铵	E	C	E	U	G	U	C
ammonium nitrate	硝酸铵	E	G	E	C	G	U	G
ammonium phosphate	磷酸铵	E	E	E	C	U	C	G
ammonium sulfate / sulfide	硫酸铵, 硫化铵	E	E	E	C	U	U	G
amyl acetate	乙酸戊酯，香蕉油	E	U	E	U	E	E	E
amyl alcohol	戊醇	E	G	E	E	G	G	E
aniline dyes	苯胺染料	E	U	E	U	U	C	G
aniline, aniline oil	苯胺	E	U	E	U	E	U	E
arsenic acid	砷酸	E	E	E	G	U	U	G
asphalt	沥青	E	C	E	G	E	G	E
barium chloride	氯化钡	E	E	E	C	U	G	G
barium hydroxide	氢氧化钡	E	E	E	G	G	U	G
barium sulfide	硫化钡	E	E	E	C	C	U	G
benzene,A97benzol	苯	U	U	E	C	G	E	E
benzin	石油精	U	G	E	C	E	E	E
benzoic acid	苯甲酸	U	U	E	C	U	G	G
benzyl alcohol	苯甲醇	E	U	E	C	E	G	E
borax	硼砂	E	G	E	G	E	E	E
boric acid	硼酸	E	G	E	G	U	G	C
brine	浓盐水	E	G	E	C	U	G	G
bromine	溴	U	U	E	U	U	C	U
butyl alcohol	丁醇	E	E	E	G	G	G	G
butyl stearate	硬脂酸丁酯	U	U	E	–	G	G	G
butylene	丁烯	U	U	E	–	E	E	E
butyraldehyde	丁醛	E	U	E	–	E	E	E
calcium acetate	醋酸钙	E	G	E	C	G	G	G
calcium bisulfate	硫酸氢钙	U	E	E	G	U	C	C
calcium chloride	氯化钙	E	E	E	E	G	G	G
calcium hydroxide	氢氧化钙	E	E	E	C	G	G	G
calcium hypochlorite	次氯酸钙	E	U	E	C	U	G	C

calcium nitrate	硝酸钙	E	E	E	E	G	G	G
cane sugar liquors	蔗糖汁	E	E	E	E	E	G	E
carbolic acid	石碳酸，苯芬	E	U	E	U	U	E	E
carbon dioxide	二氧化碳	E	G	E	E	E	E	E
carbon disulfide	二硫化碳	U	U	E	C	G	G	G
carbon monoxide	一氧化碳	E	G	E	E	E	E	E
carbon tetrachloride	四氯化碳	U	U	E	U	U	G	G
carbonic acid	碳酸	E	G	E	C	U	C	E
castor oil	蓖麻油	E	E	E	G	E	E	E
cellosolve acetate	乙酸溶纤济	E	U	E	U	U	U	E
china wood oil (tung oil)	桐油	U	G	E	C	E	G	E
chlorine	氯	U	U	U	U	C	C	C
chloroacetic acid	氯乙酸	E	U	E	U	U	U	U
chloroacetone	氯丙酮	E	U	E	U	G	G	G
chlorobenzene	氯苯	U	U	E	U	G	G	G
chloroform	氯仿	U	U	E	U	G	G	G
chlosulfonic acid	氯磺酸	U	U	E	U	G	U	G
chrome plating solution	镀铬溶液	E	U	E	–	C	U	U
chromic acid	铬酸	E	U	E	–	C	U	U
citric acid	柠檬酸	E	E	E	C	C	C	C
copper chloride	氯化铜	E	E	E	E	U	U	U
copper cyanide	氧化铜	E	E	E	–	E	U	G
copper sulfate	硫酸铜	E	E	E	G	U	C	G
cotton seed oil	棉子油	U	G	E	E	E	E	E
creosote (coal tar)	煤焦油	U	C	E	U	E	C	E
crude oil	原油	U	G	E	C	G	U	G
cyclohexanone	环已酮	E	U	E	G	E	E	E
detergent / Water solution	清洁剂水溶液	E	E	E	C	G	E	E
dibenzyl ether	二苄醚	E	U	E	–	G	G	G
diesel oil	柴油	U	C	E	C	E	E	E
ethyl acetate	乙酸乙酯	E	U	E	C	E	E	E
ethyl alcohol (ethanol)	乙醇	E	E	E	C	E	E	E
ethyl benzene	乙苯	E	U	E		E	G	G
ethyl cellulose	乙基纤维素	E	G	E	C	E	G	G
ethyl chloride	氯乙烷	U	U	E	U	E	E	E
ethylene dichloride	二氯乙烯	E	U	E	U	G	C	G
ethylene glycol	亚乙基二醇	E	E	E	C	E	G	E
ferric chloride	氯化铁	E	G	E	–	U	U	U
ferric nitrate	硝酸铁	E	E	E	C	U	U	G
ferric sulfate	硫酸铁	E	G	E	C	U	U	E
formaldehyde	甲醛	E	C	E	C	E	E	E
formic acid	甲酸	E	C	E	U	U	C	C
fuel oil	燃料油	U	G	E	E	E	E	E
furfural	糠醛	E	C	E	–	G	G	G
gasohol	酒精汽油混合燃料	U	U	E	G	E	E	E
gasoline	汽油	U	C	E	E	E	E	E
glycerine / glycerol	丙三醇，甘油	E	E	E	E	E	G	E
helium	氦	E	C	G	C	E	E	E
heptane	庚烷	U	G	E	E	E	E	E
hexane	己烷	U	G	E	E	E	E	E
hydraulic oils	液压油							
phos. Ester / petroleum blend	石油混合物	–	U	E	C	E	E	E
silicone oils	硅油	E	E	E	E	E	E	E
straight petroleum base	石油基	U	E	E	E	E	E	E
straight phosphate ester	磷酸酯	E	U	E	C	E	E	E
water glycol	乙二醇	E	E	E	C	E	E	E
water petroleum emulsion	油水乳液	U	G	E	C	C	E	E

hydrobromic acid	氢溴酸，溴化氢	E	U	E	U	E	U	E
hydrochloric acid	盐酸	C	U	E	U	U	U	U
hydrocyanic acid	盐酸	E	C	E	–	E	E	G
hydrofluoric acid	氢氟酸	C	U	E	U	U	U	U
hydrogen	氢	E	C	C	C	E	E	E
hydrogen peroxide	过氧化氢	C	G	E	G	U	U	G
isopropyl ether	异丙醚	U	C	E	–	G	G	G
kerosene	煤油	U	C	E	G	E	E	E
lacquer / lacquer solvents	真漆/漆用溶剂	U	U	E	C	U	E	E
linseed oil	亚麻籽油	U	G	E	G	E	E	E
magnesium chloride	氯化镁	E	E	E	C	E	C	C
magnesium hydroxide	氢氧化镁	E	G	E	C	E	G	E
magnesium sulfate	硫酸镁	E	E	E	C	E	E	E
maleic acid	马来酸	E	U	E	C	E	G	G
maleic anhydride	顺丁烯二酸酐	U	U	E	C	G	U	E
malic acid	苹果酸，羟基丁二酸	U	G	E	–	U	–	E
mercuric chloride	氯化汞	E	E	E	E	U	U	U
mercury	汞	E	E	E	E	E	U	E
methanol	甲醇	E	G	E	C	G	G	E
methyl bromide	甲基溴吗啡	U	U	E	U	E	E	G
methyl butyl ketone	甲基丁基酮	E	U	E	C	E	E	E
methyl chloride	氯甲烷	U	U	E	U	E	E	E
methyl ethyl ketone	甲基乙基酮	E	U	E	C	G	G	G
methyl isobutyl ketone	甲基异丁酮	G	U	E	U	G	G	G
methyl isopropyl ketone	甲基异丙酮	G	U	E	U	G	G	G
methylene chloride	二氯甲烷	G	U	E	U	G	G	G
mineral oils	矿物油	U	E	E	G	E	E	E
naphtha	石脑油	U	U	E	G	–	–	–
naphthalene	萘	U	U	E	G	E	G	E
natural gas	天燃气	U	C	U	C	G	G	G
nickel acetate	醋酸镍	E	U	E	U	G	C	E
nickel chloride	氯化镍	E	G	E	U	U	U	G
nickel sulfate	硫酸镍	E	E	E	U	U	G	G
nitric acid, over 10%	硝酸,超过10%	U	U	E	U	U	U	E
nitric acid, to 10%	硝酸,最高10%	U	U	E	C	U	U	E
nitrobenzene	硝基苯	E	U	E	U	E	G	E
nitrogen	氮	E	E	E	E	E	E	E
octyl alcohol	辛醇	E	E	E	E	E	E	E
Oleic acid	油酸	U	U	E	G	C	E	G
oleum (fuming sulfuric acid)	发烟硫酸	U	U	E	U	G	U	G
oxalic acid	草酸	E	G	E	C	U	C	C
oxygen	氧气	U	U	U	U	G	G	G
palmitic acid	十六酸	E	G	E	E	G	–	E
para–dichlorobenzene	对二氯苯	U	U	E	–	G	G	G
pentane	戊烷	U	E	E	G	G	G	G
perchloric acid	高氯酸	E	C	E	U	U	U	U
perchloroethylene	全氯乙烯	U	U	E	U	C	G	G
phenol (carbolic acid)	苯酚	U	U	E	U	U	E	E
phosphoric acid	磷酸	E	U	E	U	U	E	E
phosphorous trichloride	三氯化磷	E	U	E	U	C	U	C
potassium acetate	醋酸钾	E	G	E	–	C	G	C
potassium chloride	氯化钾	E	E	E	E	E	C	E
potassium cyanide	氰化钾	E	E	E	E	C	U	G
potassium dichromate	重铬酸钾	E	E	E	E	C	C	C

potassium hydroxide (over 10%)	氢氧化钾(超过10%)	E	C	E	U	G	G	G
potassium hydroxide (to 10%)	氢氧化钾(最高10%)	E	G	E	C	G	G	G
potassium nitrate	硝酸钾	E	E	E	E	G	G	E
potassium sulfate	硫酸钾	E	E	E	E	–	–	–
propane	丙烷	U	C	–	–	E	E	E
propyl acetate	乙酸丙酯	E	U	E	–	E	–	E
propylene	丙烯	U	U	E	–	E	E	E
refrigerant R–12	制冷剂R–12	U	C		G	E	E	E
refrigerant R–13	制冷剂R–13	U	C		G	E	E	E
refrigerant R–22	制冷剂R–22	U	U	C	U	E	E	E
sodium borate	四硼酸钠	E	E	E	E	E	E	E
sodium carbonate	碳酸钠	E	E	E	E	E	G	E
sodium chloride	氯化钠	E	E	E	E	U	C	C
sodium cyanide	氰化钠	E	E	E	E	E	–	C
sodium hydroxide (over 10%)	氢氧化钠(超过10%)	E	U	E	C	C	C	C
sodium hydroxide (to 10%)	氢氧化钠(最高10%)	E	C	E	G	C	G	C
sodium hypochlorite	次氯酸钠	C	C	E	C	U	U	U
sodium metaphosphate	偏磷酸钠	E	E	E	E	E	G	G
sodium nitrate	硝酸钠	E	G	E	E	E	C	E
sodium perborate	高硼酸钠	E	G	E	–	C	U	C
sodium peroxide	过氧化钠	E	G	E	–	U	U	C
sodium phosphates	磷酸钠	E	E	E	E	U	E	G
sodium silicate	硅酸钠	E	E	E	E	E	E	E
sodium sulfate	硫酸钠	E	E	E	E	G	G	G
sodium thiosulfate	硫代硫酸钠	E	G	E	E	U	U	C
soy bean oil	豆油	U	G	E	G	E	E	E
stannic chloride	氯化锡	E	E	E	C	U	U	U
steam (up to 388° F)	水蒸汽(最高388° F)	E	U	E	U	E	E	E
stearic acid	硬脂酸	E	G	E	G	C	C	E
styrene	苯乙烯	U	U	E	U	E	E	E
sulfur	硫	E	C	E	G	E	U	G
sulfur chloride	氯化硫	U	U	E	–	G	–	G
sulfur dioxide	二氧化硫	E	U	E	U	E	G	G
sulfur trioxide	三氧化硫	E	U	E	U	G	C	G
sulfuric acid (oven 10%)	硫酸(超过10%)	U	U	E	U	C	C	U
sulfuric acid (to 10%)	硫酸(最高10%)	E	U	E	U	U	G	C
sulfurous acid	亚硫酸	E	C	E	U	U	C	C
tannic acid	丹宁酸	E	E	E	G	E	E	E
tar (bituminous)	柏油	U	C	E	G	E	G	E
tartaric acid	酒石酸	E	G	E	G	U	C	C
tertiary butyl alcohol	叔丁醇	E	G	E	G	G	G	G
titanium tetrachloride	四氯化钛	U	U	E	–	E	U	G
toluene (toluol)	甲苯	U	U	E	U	E	E	E
trichlorethylene	三氯乙烯	E	U	E	U	E	G	E
tricresyl phosphate	磷酸三(邻甲苯酯)	E	U	E	U	E	–	C
triethanolamine	三乙醇胺	E	C	E	U	E	U	E
tung oil	桐油	U	G	E	C	E	G	E
turpentine	松节油	U	C	E	G	G	G	G
varnish	清漆	U	C	E	G	E	G	E
vinyl chloride	氯乙烯	U	U	E	U	E	U	C
water (+151° F to +200° F)	水(151° F到200° F)	E	G	E	U	C	G	E
water (+201° F to +350° F)	水(201° F到350° F)	E	U	E	U	C	G	E
water (to +150° F)	水(最高150° F)	E	E	E	E	C	G	E
xylene	二甲苯	U	U	E	C	E	E	E
zinc chloride	氯化锌	E	E	E	E	E	U	U
zinc sulfate	硫酸锌	E	E	E	–	U	C	G

软管总成的正确安装

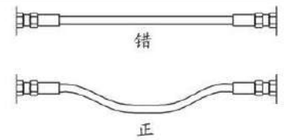

软管总成两端装配后不应把软管拉直，应有些松弛。因在压力作用下，软管长度会有变化，其变化幅度从–4% ~ +2%。

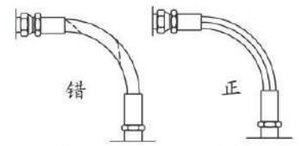

安装时软管不能扭曲连接，因在高压作用下有扭直趋势，会使接头螺母旋松，严重时会使软管在应变点破裂。

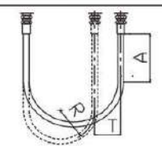

软管的安装连接，无论在自然状态下，还是在运动状态中，其弯曲半径均不能小于软管制造厂规定的最小弯曲半径。且软管的弯曲半径，应远离软管接头处，其最短距离A，应大于软管外径的1.5倍。

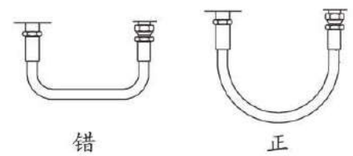

软管连接时应留合适的长度，要使其弯曲部位有比较大的弯曲半径。

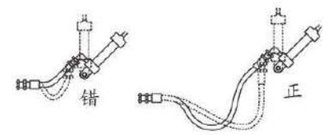

软管运动时应有较大的弯曲半径。

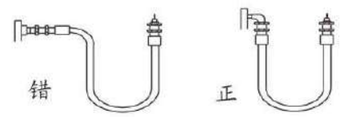

选择合适的接头，以避免小的弯曲半径，避免软管的附加应力。

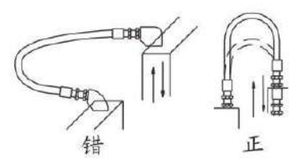

选用合适的接头，使软管的弯曲平面与运动方向在同一平面内，以避免扭曲。

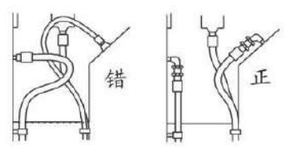

选用合适的接头，合理利用安装空间，避免使用多余的软管。

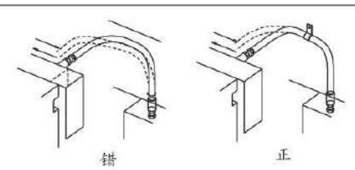

在软管的不同弯曲平面转换处，合理使用管夹，以避免软管扭曲。

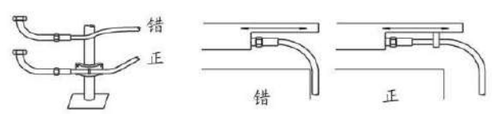

尽可能避免软管直接接触其它物体或远离其它物体以减少摩擦。

软管实际工作压力与寿命关系图

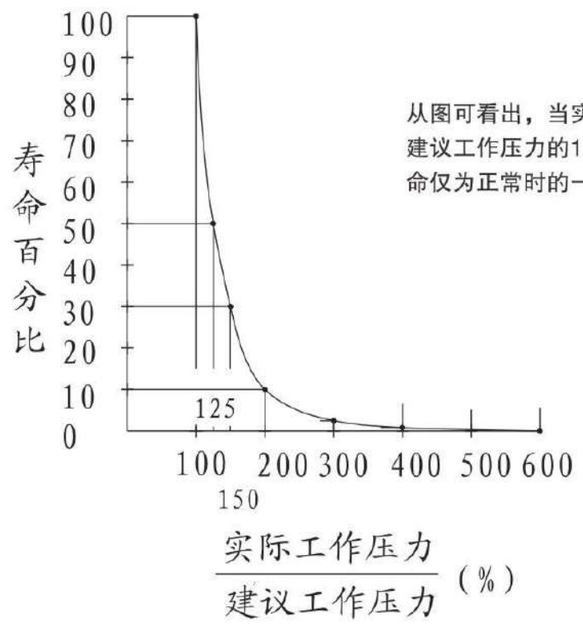

从图可看出，当实际工作压力为建议工作压力的1.25倍时，其寿命仅为正常时的一半。

软管总成的贮存要求

★ 只要有可能，贮存温度应当在0~35℃之间，贮存期间产品的温度最高不得超过50℃。
★ 贮存区不得停放能产生臭氧的装置。如汞蒸气灯、高电压电气装置、电动机或其他能产生电火花或放电的装置。
★ 不能与腐蚀性产品放在一起或暴露在这些产品的挥发气体中。
★ 应远离热源和能产生电场和磁场的设备。
★ 应避免阳光或强烈人造光源直射。
★ 应避免与尖锐的物体或地面接触。
★ 应平放，堆叠不能很高。
★ 应保证不受啮齿类动物的侵害。
★ 贮存时遵守先进先出的原则。

一层钢丝编织软管 One Wire Braid Hose（SAE 100 R1AT/EN853 1SN）

内衬层 Inner Tube：耐油合成橡胶 Oil Resistant Synthetic Rubber
增强层 Reinforcement：1层钢丝编织增强层 A Single Wire Braid Reinforcement
外覆层 Cover：耐油耐恶劣天气合成橡胶 Oil And Weather Resistant Synthetic
温度范围 Temperature Range：-40° C~+100° C
可用接头芯 Insert：xxxx1-xx-xx系列xxxx1-xx-xx Series

软管代号 HOSE PART NO.	胶管内径 HOSE ID				外层钢丝直径 W.D.		外胶直径 C.O.D	最大工作压力 MAX.W.P		最小弯曲半径 MIN.BEND.RAD.	参考重量 WEIGHT
	mm	in	Min 最小mm	Max 最大mm	Min 最小mm	Max 最大mm	Max 最大mm	MPa	psi	mm	kg/m
1SN-04	6.3	1/4	6.2	7	10.6	11.6	14.1	22.5	3260	100	0.24
1SN-05	8	5/16	7.7	8.5	12.1	13.3	15.7	21.5	3120	115	0.26
1SN-06	10	3/8	9.3	10.2	14.5	15.7	18.1	18	2615	130	0.33
1SN-08	12.5	1/2	12.3	13.5	17.5	19.1	21.4	16	2320	180	0.40
1SN-10	16	5/8	15.5	16.7	20.6	22.2	24.5	13	1890	200	0.48
1SN-12	19	3/4	18.6	19.8	24.6	26.2	28.5	10.5	1530	240	0.60
1SN-16	25	1	25	26.4	32.5	34.1	36.6	8.8	1280	300	0.90
1SN-20	31.5	1.1/4	31.4	33	39.3	41.7	44.8	6.3	920	420	1.20
1SN-24	38	1.1/2	37.7	39.3	45.6	48	52.1	5	730	500	1.44
1SN-32	51	2	50.4	52	58.7	61.7	65.5	4	580	630	2.03
1SN-40	64	2.1/2	63.1	65.1	71.5	73.5	77.4	5	720	760	2.55
1SN-48	76.2	3	74.6	77.8	83	86	90	5	720	900	2.87

二层钢丝编织软管 Two Wire Braid Hose（SAE 100 R2AT/EN853 2SN）

内衬层 Inner Tube：耐油合成橡胶 Oil Resistant Synthetic Rubber
增强层 Reinforcement：2 层钢丝编织增强层 Two Braids Of Wire Reinforcement
外覆层 Cover：耐油耐恶劣天气合成橡胶 Oil And Weather Resistant Synthetic
温度范围 Temperature Range：-40C~+100° C
可用接头芯 Insert: xxxx1-xx-xx系列 xxxx1-xx-xx Series

软管代号 HOSE PART NO.	胶管内径 HOSE ID				外层钢丝直径 W.D.		外胶直径 C.O.D	最大工作压力 MAX.W.P		最小弯曲半径 MIN.BEND.RAD.	参考重量 WEIGHT
	mm	in	Min 最小mm	Max 最大mm	Min 最小mm	Max 最大mm	Max 最大mm	MPa	psi	mm	kg/m
2SN-04	6.3	1/4	6.2	7	12.1	13.3	15.7	40	5800	100	0.36
2SN-05	8	5/16	7.7	8.5	13.7	14.9	17.3	35	5075	115	0.41
2SN-06	10	3/8	9.3	10.2	16.1	17.3	19.7	33	4800	130	0.52
2SN-08	12.5	1/2	12.3	13.5	19	20.6	23	27.5	4000	180	0.61
2SN-10	16	5/8	15.5	16.7	22.2	23.8	26.2	25	3630	200	0.71
2SN-12	19	3/4	18.6	19.8	26.2	27.8	30.1	21.5	3120	240	0.90
2SN-16	25	1	25	26.4	34.1	35.7	38.9	16.5	2400	300	1.32
2SN-20	31.5	1.1/4	31.4	33	43.3	45.7	49.5	12.5	1820	420	2.13
2SN-24	38	1.1/2	37.7	39.3	49.6	52	55.9	9	1310	500	2.42
2SN-32	51	2	50.4	52	62.3	64.7	68.6	8	1160	630	3.00
2SN-40	63	2.1/2	63.1	65.1	74.6	77.8	81.8	7	1020	760	3.50
2SN-48	76.2	3	74.6	77.8	85	88.6	92	7	1020	900	4.00

钢丝缠绕软管 Wire Spiral Hose（GB/T 10544 4SP—EN 856 4SP）

内衬层 Inner Tube：耐油合成橡胶 Oil Resistant Synthetic Rubber
增强层 Reinforcement：4层钢丝缠绕增强层 4 Wire Sprials Reinforcement
外覆层 Cover：耐油耐恶劣天气合成橡胶 Oil And Weather Resistant Synthetic
温度范围 Temperature Range：-40° C~+100° C
可用接头芯 Insert：xxxx2-xx-xx系列 xxxx2-xx-xx Series

软管代号 HOSE PART NO.	软管尺寸 HOSE SIZE	软管尺寸 HOSE SIZE		软管内径 HOSE I.D.	软管外径 HOSE O.D.	最低爆破压力 MIN.BURST PERS.	最大工作压力 MAX.W.P.	最小弯曲半径 MIN.BEND.RAD.	配用套筒 FERRULE
	mm	DASH	in	mm	mm	MPa	MPa	mm	
4SP-04	6	-04	1/4	6.4	17.9	180	45.0	150	00400-04
4SP-06	10	-06	3/8	9.5	21.4	178	44.5	180	00400-06
4SP-08	12	-08	1/2	12.7	24.6	166	41.5	230	00400-08
4SP-10	16	-10	5/8	15.9	28.2	140	35.0	250	00400-10
4SP-12	20	-12	3/4	19.0	32.2	140	35.0	300	00400-12
4SP-16	25	-16	1	25.4	39.7	112	28.0	340	00400-16
4SP-20	32	-20	1.1/4	31.8	50.8	84	21.0	460	00400-20
4SP-24	40	-24	1.1/2	38.1	57.2	74	18.5	560	00400-24
4SP-32	50	-32	2	50.8	69.8	66	16.5	660	00400-32

钢丝缠绕软管 Wire Spiral Hose（GB/T 10544 4SH—EN 856 4SH）

内衬层 Inner Tube：耐油合成橡胶 Oil Resistant Synthetic Rubber
增强层 Reinforcement：4层钢丝缠绕增强层 4 Wire Sprials Reinforcement
外覆层 Cover：耐油耐恶劣天气合成橡胶 Oil And Weather Resistant Synthetic
温度范围 Temperature Range：-40° C~+100° C
可用接头芯 Insert：xxxx2-xx-xx系列 xxxx2-xx-xx Series

软管代号 HOSE PART NO.	软管尺寸 HOSE SIZE	软管尺寸 HOSE SIZE		软管内径 HOSE I.D.	软管外径 HOSE O.D.	最低爆破压力 MIN.BURST PERS.	最大工作压力 MAX.W.P.	最小弯曲半径 MIN.BEND.RAD.	配用套筒 FERRULE
	mm	DASH	in	mm	mm	MPa	MPa	mm	
4SH-12	19	-12	3/4	19.0	32.2	168	42	280	00400-12
4SH-16	25	-16	1	25.4	38.7	152	38	340	00400-16
4SH-20	32	-20	1.1/4	31.8	45.5	130	32.5	460	00401-20
4SH-24	40	-24	1.1/2	38.1	53.5	116	29	560	00401-24
4SH-32	50	-32	2	50.8	68.1	100	25	700	00401-32

钢丝缠绕软管 Wire Spiral Hose（GB/T 10544 R12—SAE 100 R12—EN 856 R12）

内衬层 Inner Tube：耐油合成橡胶 Oil Resistant Synthetic Rubber
增强层 Reinforcement：4层钢丝缠绕增强层 4 Wire Sprials Reinforcement
外覆层 Cover：耐油耐恶劣天气合成橡胶 Oil And Weather Resistant Synthetic
温度范围 Temperature Range：-40° C~+121° C
可用接头芯 Insert：xxxx2-xx-xx系列 xxxx2-xx-xx Series

软管代号 HOSE PART NO.	软管尺寸 HOSE SIZE	软管尺寸 HOSE SIZE		软管内径 HOSE I.D.	软管外径 HOSE O.D.	最低爆破压力 MIN.BURST PERS.	最大工作压力 MAX.W.P.	最小弯曲半径 MIN.BEND.RAD.	配用套筒 FERRULE
	mm	DASH	in	mm	mm	MPa	MPa	mm	
R12-06	10	-06	3/8	9.5	20.3	110.3	27.6	127	00400-06
R12-08	12	-08	1/2	12.7	23.8	110.3	27.6	178	00400-08
R12-10	16	-10	5/8	15.9	27.4	110.3	27.6	203	00400-10
R12-12	20	-12	3/4	19.0	30.7	110.3	27.6	241	00400-12
R12-16	25	-16	1	25.4	38.0	110.3	27.6	305	00400-16
R12-20	32	-20	1.1/4	31.8	47.0	82.7	20.7	419	01400-20
R12-24	40	-24	1.1/2	38.1	53.5	69.0	17.2	508	01400-24
R12-32	50	-32	2	50.8	66.7	69.0	17.2	635	00401-32

钢丝缠绕软管 Wire Spiral Hose（GB/T 10544 R13—SAE 100 R13—EN 856 R13）

内衬层 Inner Tube：耐油合成橡胶 Oil Resistant Synthetic Rubber
增强层 Reinforcement：多层钢丝缠绕增强层 Multiple Steel Sprials Reinforcement
外覆层 Cover：耐油耐恶劣天气合成橡胶 Oil And Weather Resistant Synthetic
温度范围 Temperature Range：-40° C~+121° C
可用接头芯 Insert：xxxx3-xx-xx系列 xxxx3-xx-xx Series

软管代号 HOSE PART NO.	公称内径 DN	软管尺寸 HOSE SIZE		软管内径 HOSE I.D.	软管外径 HOSE O.D.	最低爆破压力 MIN.BURST PERS.	最大工作压力 MAX.W.P.	最小弯曲半径 MIN.BEND.RAD.	配用套筒 FERRULE
	mm	DASH	in	mm	mm	MPa	MPa	mm	
R13-12	20	-12	3/4	19.0	32.1	137.9	34.5	241	00621-12
R13-16	25	-16	1	25.4	38.7	137.9	34.5	305	00621-16
R13-20	32	-20	1.1/4	31.8	49.8	137.9	34.5	419	00621-20
R13-24	40	-24	1.1/2	38.1	57.3	137.9	34.5	508	00621-24
R13-32	50	-32	2	50.8	71.8	137.9	34.5	635	00621-32

钢丝缠绕软管 Wire Spiral Hose（GB/T 10544 R15—SAE 100 R15）

内衬层 Inner Tube：耐油合成橡胶 Oil Resistant Synthetic Rubber
增强层 Reinforcement：多层钢丝缠绕增强层 Multiple Steel Sprials Reinforcement
外覆层 Cover：耐油耐恶劣天气合成橡胶 Oil And Weather Resistant Synthetic
温度范围 Temperature Range：-40° C~+121° C
可用接头芯 Insert：xxxx3-xx-xx系列 xxxx3-xx-xx Series

软管代号 HOSE PART NO.	公称内径 DN	软管尺寸 HOSE SIZE		软管内径 HOSE I.D.	软管外径 HOSE O.D.	最低爆破压力 MIN.BURST PERS.	最大工作压力 MAX.W.P.	最小弯曲半径 MIN.BEND.RAD.	配用套筒 FERRULE
	mm	DASH	in	mm	mm	MPa	MPa	mm	
R15-06	10	-06	3/8	9.5	20.6	168	42	130	00621-06(R15)
R15-08	12	-08	1/2	12.7	23.8	168	42	180	00621-08(R15)
R15-12	20	-12	3/4	19.0	31.6	168	42	280	00621-12(R15)
R15-16	25	-16	1	25.4	38.6	168	42	300	00621-16(R15)
R15-20	32	-20	1.1/4	31.8	49.6	168	42	400	00621-20(R15)
R15-24	40	-24	1.1/2	38.1	56.5	168	42	500	00621-24(R15)

树脂软管 Two Polyster Braid Hose（SAE 100 R7-EN 855R7）

内衬层 Inner Tube：热塑性塑料聚酯 Thermoplastic Polyester
增强层 Reinforcement：两层高强度聚酯编织增强层 Two High Tenacity Polyester Braids Reinforcement
外覆层 Cover：耐油耐恶劣天气耐摩擦耐臭氧聚氨酯 Oil,Fuel,Weather,Ozone And Abrasion Resistant Thermoplastic Polyurethane.
温度范围 Temperature Range：-40° C~+93° C
可用接头芯 Insert：xxxx1-xx-xx系列 xxxx1-xx-xx Series

软管代号 HOSE PART NO.	公称内径 DN	软管尺寸 HOSE SIZE		软管内径 HOSE I.D.	软管外径 HOSE O.D.	最低爆破压力 MIN.BURST PERS.	最大工作压力 MAX.W.P.	最小弯曲半径 MIN.BEND.RAD.	配用套筒 FERRULE
	mm	DASH	in	mm	mm	MPa	MPa	mm	
R7-03	5	-03	3/16	4.8	9.5	82.7	20.7	40	00018-03
R7-04	6	-04	1/4	6.4	11.9	75.8	19.0	50	00018-04
R7-05	8	-05	5/16	7.9	14.3	68.9	17.2	60	00018-05
R7-06	10	-06	3/8	9.5	16.5	62.0	15.5	75	00018-06
R7-08	12	-08	1/2	12.7	20.4	55.2	13.8	95	00018-08

一层织物编织软管 One Wire Braid-Textile Cover Hose（SAE 100 R6）

内衬层 Inner Tube：耐油合成橡胶 Oil Resistant Synthetic Rubber
增强层 Reinforcement：1层织物编织层， One Textile Braid,
外覆层 Cover：嵌入合成橡胶的1层织物编织层 One Textile Braid Embedded With Synthetic Rubber
温度范围 Temperature Range：-40° C~+100° C
可用接头芯 Insert：xxxx8-xx-xx系列 xxxx8-xx-xx Series

软管代号 HOSE PART NO.	公称内径 DN	软管尺寸 HOSE SIZE		软管内径 HOSE I.D.	软管外径 HOSE O.D.	最低爆破压力 MIN.BURST PERS.	最大工作压力 MAX.W.P.	最小弯曲半径 MIN.BEND.RAD.	配用套筒 FERRULE
	mm	DASH	in	mm	mm	MPa	Mpa	mm	
R6-04	6	-04	1/4	6.4	12.7	28	3.4	64	00518-04
R6-05	8	-05	5/16	7.9	14.3	28	2.8	76	00518-05
R6-06	10	-06	3/8	9.5	15.9	28	2.8	76	00518-06
R6-08	12	-08	1/2	12.7	19.8	28	2.8	102	00518-08
R6-10	16	-10	5/8	15.9	23.0	24	2.8	127	00518-10
R6-12	20	-12	3/4	19	26.0	21	2.4	152	00518-12
R6-16	25	-16	1	25.4	32.5	13	2.1	230	00518-16

铁氟龙软管 PTFE Hose

内层 Inner Tube：铁氟龙 PTFE
外层 Cover：A Single Braid OF Stainless Steel
温度范围 Temperature Range：-54° C~+204° C
可用接头芯 Insert：xxxx1-xx-xx系列 xxxx1-xx-xx Series

软管代号 HOSE PART NO.	软管内径 HOSE I.D.	软管外径 HOSE O.D.	最低爆破压力 MIN.BURST PERS.	最大工作压力 MAX.W.P.	最小弯曲半径 MIN.BEND.RAD.	配用套筒 FERRULE
	mm	mm	MPa	MPa	mm	
HGW3051	5.1	8	79.3	26.4	63	00TF0-03
HGW3067	6.7	9	67.2	22.4	76	00TF0-04
HGW3084	8.4	11	62.1	20.7	101	00TF0-05
HGW1106	9.5	12.5	69.0	23.0	127	00TF0-06
HGW3134	13.4	16.5	48.3	16.1	152	00TF0-08
HGW3166	16.6	20	34.5	11.0	178	00TF0-10
HGW3198	19.8	23	31.0	10.3	203	00TF0-12
HGW3261	26.1	29.5	24.1	8.0	305	00TF0-16

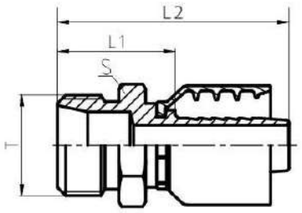

10411Y

公制外螺纹24° 内锥面轻系列
METRIC MALE 24°
CONE SEAT L.T.DIN 3861

代 号 PART NO.	螺 纹 T THREAD T	胶 管 HOSEBORE 公称内径 DN	标号 DASH	管子外径 TUBE O.D.	尺 寸 DIMENSIONS L1	L2	S
10411Y-12-04	M12X1.5	6	04	6	20.5	49	12
10411Y-14-04	M14X1.5	6	04	8	20.5	49	17
10411Y-16-05	M16X1.5	8	05	10	22.5	53	17
10411Y-16-06	M16X1.5	10	06	10	23.5	54	17
10411Y-18-05	M18X1.5	8	05	12	23.5	54	19
10411Y-18-06	M18X1.5	10	06	12	23.5	54	19
10411Y-22-08	M22X1.5	12	08	15	25	57	24
10411Y-26-10	M26X1.5	16	10	18	27	63	27
10411Y-30-10	M30X2	16	10	22	30	66	32
10411Y-30-12	M30X2	20	12	22	32	70.5	32
10411Y-36-16	M36X2	25	16	28	33	80	41
10411Y-45-20	M45X2	32	20	35	38	92	46

注：1.表中代号用于编织软管。 2.如需用于缠绕软管代号改为10412Y-xx-xx。
Note: 1.For use with braided hoses. 2.If use with spiral hoses, hose fitting series number is10412Y-xx-xx.

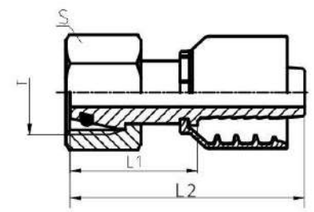

20411Y-T

公制内螺纹24° 锥带O形圈轻系列
METRIC FEMALE 24°
CONE O-RING L.T.DIN3865

代 号 PART NO.	螺 纹 T THREAD T	胶 管 HOSEBORE 公称内径 DN	标号 DASH	尺 寸 DIMENSIONS L1	L2	S
20411Y-12-04W	M12X1.5	6	04	22	50.5	14
20411Y-14-04T	M14X1.5	6	04	20.5	49	17
20411Y-16-04T	M16X1.5	6	04	20.5	49	19
20411Y-16-05T	M16X1.5	8	05	25.5	56	19
20411Y-16-06W	M16X1.5	10	06	23	53.5	19
20411Y-18-05T	M18X1.5	8	05	25.5	56	22
20411Y-18-06T	M18X1.5	10	06	26	57	22
20411Y-18-08W	M18X1.5	12	08	25	57	22
20411Y-22-05T	M22X1.5	8	05	22.5	53	27
20411Y-22-06T	M22X1.5	10	06	26.5	57	27
20411Y-22-08T	M22X1.5	12	08	28.5	60.5	27
20411Y-26-10T	M26X1.5	16	10	32	68	32
20411Y-26-12W	M26X1.5	20	12	26.5	66.5	32
20411Y-30-10T	M30X2	16	10	33.5	69.5	36
20411Y-30-12T	M30X2	20	12	33.5	73.5	36
20411Y-36-12T	M36X2	20	12	35	75	41
20411Y-36-16T	M36X2	25	16	36	83	41
20411Y-45-16T	M45X2	25	16	34	81	50
20411Y-45-20T	M45X2	32	20	35	89	50
20411Y-52-20T	M52X2	32	20	38	92	60
20411Y-52-24T	M52X2	38	24	38	108	60

注：1.表中代号用于编织软管。 2.如需用于缠绕软管代号改为20412Y-xx-xx。
Note: 1.For use with braided hoses. 2.If use with spiral hoses, hose fitting series number is 20412Y-xx-xx.

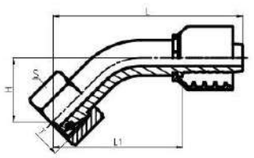

20441Y-T

45° 公制内螺纹24° 锥带O形圈轻系列
45° METRIC FEMALE 24°
CONE O-RING L.T.DIN3865

代号 PART NO.	螺纹T THREAD T	胶管 HOSEBORE 公称内径 DN	标号 DASH	尺寸 DIMENSIONS L1	L	H	S
20441Y-14-04T	M14X1.5	6	04	35.8	64.3	17	17
20441Y-16-04T	M16X1.5	6	04	35.8	64.3	17	19
20441Y-16-05T	M16X1.5	8	05	40.2	70.7	18	19
20441Y-18-05T	M18X1.5	8	05	40.2	70.7	18	22
20441Y-18-06T	M18X1.5	10	06	45	75.5	19	22
20441Y-22-08T	M22X1.5	12	08	51.8	83.8	20.5	27
20441Y-26-08T	M26X1.5	12	08	52.8	84.8	24.5	32
20441Y-26-10T	M26X1.5	16	10	62.7	98.7	23.5	32
20441Y-26-12W	M26X1.5	20	12	61.4	101.4	25.6	32
20441Y-30-10T	M30X2	16	10	64.7	94.7	25.6	36
20441Y-30-12T	M30X2	20	12	68.7	108.7	26	36
20441Y-36-12T	M36X2	20	12	74.7	114.7	32	41
20441Y-36-16T	M36X2	25	16	82.7	97	34	41
20441Y-45-20T	M45X2	32	20	98.8	152.8	38	50
20441Y-52-20T	M52X2	32	20	104	152.8	43.7	60
20441Y-52-24T	M52X2	38	24	115.6	185.6	44.5	60

注：1.表中代号用于编织软管。 2.如需用于缠绕软管代号改为20442Y-xx-xx。
Note: 1.For use with braided hoses. 2.If use with spiral hoses, hose fitting series number is 20442Y-xx-xx.

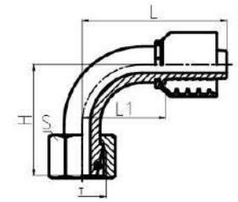

20491Y-T

90° 公制内螺纹24° 锥带O形圈轻系列
90° METRIC FEMALE 24° CONE O-RING L.T.
ISO 12151-2——DIN 3865

代号 PART NO.	螺纹T THREAD T	胶管 HOSEBORE 公称内径 DN	标号 DASH	尺寸 DIMENSIONS L	L1	H	S
20491Y-14-04T	M14X1.5	6	04	56.5	28	31	17
20491Y-16-04T	M16X1.5	6	04	60.5	32	33	19
20491Y-16-05T	M16X1.5	8	05	61.5	31	33	19
20491Y-18-05T	M18X1.5	8	05	61.5	31	36	22
20491Y-18-06T	M18X1.5	10	06	64	33.5	36	22
20491Y-18-08W	M18X1.5	10	08	76.5	44.5	41	22
20491Y-22-06T	M22X1.5	10	06	67	36.5	37.5	27
20491Y-22-08T	M22X1.5	12	08	72.5	40.5	43	27
20491Y-22-10W	M22X1.5	12	10	91	55	51.5	27
20491Y-26-08T	M26X1.5	12	08	73	41	47.5	32
20491Y-26-10T	M26X1.5	16	10	91	55	52	32
20491Y-26-12W	M26X1.5	20	12	95	55	54.5	32
20491Y-30-10T	M30X2	16	10	91	55	50	36
20491Y-30-12T	M30X2	20	12	102	62	56	36
20491Y-36-12T	M36X2	20	12	97	62	61.5	41
20491Y-36-16T	M36X2	25	16	121	74	68.5	41
20491Y-45-16T	M45X2	25	16	121	74	71.9	50
20491Y-45-20T	M45X2	32	20	145.5	91.5	78.5	50
20491Y-52-20T	M52X2	32	20	145.5	91.5	87.5	60
20491Y-52-24T	M52X2	38	24	178	108	95	60

注：1.表中代号用于编织软管。 2.如需用于缠绕软管代号改为20492Y-xx-xx。
Note: 1.For use with braided hoses. 2.If use with spiral hoses, hose fitting series number is 20492Y-xx-xx.

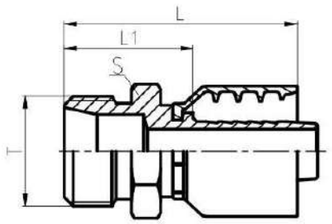

10511Y

公制外螺纹24° 内锥面重系列
METRIC MALE 24° CONE SEAT
H.T.DIN3853

代 号 PART NO.	螺 纹 T THREAD T	胶 管 HOSEBORE 公称内径 DN	标号 DASH	尺 寸 DIMENSIONS L1	L	F	S
10511Y-14-04	M14X1.5	6	04	24.5	49	6	14
10511Y-16-04	M16X1.5	6	04	26.5	51	8	17
10511Y-16-05	M16X1.5	8	05	26.5	51.5	8	17
10511Y-18-04	M18X1.5	6	04	26.5	51	10	19
10511Y-18-05	M18X1.5	8	05	26.5	51.5	10	19
10511Y-18-06	M18X1.5	10	06	26.5	52	10	19
10511Y-20-05	M20X1.5	8	05	27	52	12	22
10511Y-20-06	M20X1.5	10	06	26.5	52	12	22
10511Y-22-05	M22X1.5	8	05	30.5	55.5	14	24
10511Y-22-06	M22X1.5	10	06	30.5	56	14	24
10511Y-22-08	M22X1.5	12	08	31	58	14	24
10511Y-24-08	M24X1.5	12	08	31.5	58.5	16	27
10511Y-24-12	M24X1.5	20	12	32.5	67.5	16	27
10511Y-30-10	M30X2	16	10	34.5	64.5	20	32
10511Y-30-12	M30X2	20	12	36	71	20	32
10511Y-36-12	M36X2	20	12	40.5	75.5	25	41
10511Y-36-16	M36X2	25	16	41.5	82.5	25	41
10511Y-42-16	M42X2	25	16	44	85	30	46
10511Y-42-20	M42X2	32	20	45	93.8	30	46
10511Y-52-20	M52X2	32	20	50	98.8	38	55

注：1.表中代号用于编织软管。 2.如需用于缠绕软管代号改为10512Y-xx-xx。
Note: 1.For use with braided hoses. 2.If use with spiral hoses, hose fitting series number is10512Y-xx-xx.

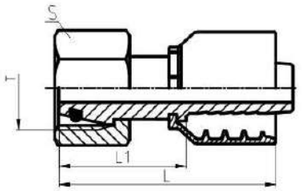

20511Y-T

公制内螺纹24° 锥带O形圈重系列
METRIC FEMALE 24°
CONE O-RING H.T.DIN3865

代 号 PART NO.	螺 纹 T THREAD T	胶 管 HOSEBORE 公称内径 DN	标号 DASH	尺 寸 DIMENSIONS L1	L	S
20511Y-14-04T	M14X1.5	6	04	23	47.5	17
20511Y-16-04T	M16X1.5	6	04	24.5	49	19
20511Y-16-05T	M16X1.5	8	05	23.5	48.5	19
20511Y-18-05T	M18X1.5	8	05	20.5	51	22
20511Y-18-06T	M18X1.5	10	06	27	52.5	22
20511Y-20-05T	M20X1.5	10	05	26.5	51.5	24
20511Y-20-06T	M20X1.5	10	06	26.5	52	24
20511Y-20-08W	M20X1.5	12	08	25	52	24
20511Y-22-06T	M22X1.5	10	06	26.5	52	27
20511Y-22-08T	M22X1.5	12	08	29	56	27
20511Y-24-08T	M24X1.5	12	08	29	56	30
20511Y-30-10T	M30X2	16	10	33	63	36
20511Y-30-12T	M30X2	20	12	34	69	36
20511Y-36-12T	M36X2	20	12	35	70	46
20511Y-42-12T	M42X2	20	12	37.5	72.5	50
20511Y-42-16T	M42X2	25	16	38.5	79.5	50
20511Y-52-20T	M52X2	32	20	41.5	90.3	60
20511Y-52-24T	M52X2	38	24	41.5	103.5	60

注：1.表中代号用于编织软管。 2.如需用于缠绕软管代号改为20512Y-xx-xx。
Note: 1.For use with braided hoses. 2.If use with spiral hoses, hose fitting series number is 20512Y-xx-xx.

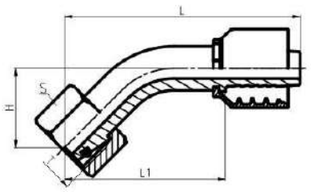

20541Y-T

45° 公制内螺纹24° 锥带O形圈重系列

45° METRIC FEMALE 24° CONE O-RING H.T.DIN3865

代号 PART NO.	螺纹T THREAD T	胶管 HOSEBORE 公称内径 DN	标号 DASH	尺寸 DIMENSIONS L1	L	H	S
20541Y-14-04T	M14X1.5	6	04	38.4	62.3	16.3	17
20541Y-16-04T	M16X1.5	6	04	40.8	69.3	17	19
20541Y-16-05T	M16X1.5	8	05	38.5	63.5	15.6	19
20541Y-18-05T	M18X1.5	8	05	41	71.5	19	22
20541Y-18-06T	M18X1.5	10	06	42	67.5	17.3	22
20541Y-20-06T	M20X1.5	10	06	44.5	75	19.5	24
20541Y-20-08W	M20X1.5	12	08	60.5	87.5	24.7	24
20541Y-22-06T	M22X1.5	10	06	47.8	73.3	23.5	27
20541Y-22-08T	M22X1.5	12	08	52.3	84.3	21	27
20541Y-24-08T	M24X1.5	12	08	52.3	84.3	22.5	30
20541Y-24-10W	M24X1.5	16	10	49.7	79.7	22.9	30
20541Y-30-10T	M30X2	16	10	64.2	100.2	25	36
20541Y-30-12T	M30X2	20	12	65.8	100.8	26.7	36
20541Y-36-12T	M36X2	20	12	73.2	113.2	30.5	46
20541Y-42-16T	M42X2	25	16	84.3	131.9	35.5	50
20541Y-52-20T	M52X2	32	20	102.75	156.75	42	60
20541Y-52-24T	M52X2	38	24	114.1	176.1	43.4	60

注：1.表中代号用于编织软管。 2.如需用于缠绕软管代号改为20542Y-xx-xx。
Note: 1.For use with braided hoses. 2.If use with spiral hoses, hose fitting series number is 20542Y-xx-xx.

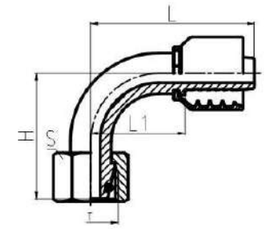

20591Y-T

90° 公制内螺纹24° 锥带O形圈重系列

90° METRIC FEMALE 24° CONE O-RING H.T.DIN3865

代号 PART NO.	螺纹T THREAD T	胶管 HOSEBORE 公称内径 DN	标号 DASH	尺寸 DIMENSIONS L1	L	H	S
20591Y-14-04T	M14X1.5	6	04	30	54.5	30.5	17
20591Y-16-04T	M16X1.5	6	04	32	63.5	32	19
20591Y-16-05T	M16X1.5	8	05	30	55	31	19
20591Y-18-05T	M18X1.5	8	05	31	61.5	35	22
20591Y-18-06T	M18X1.5	10	06	36.5	67	37	22
20591Y-20-06T	M20X1.5	10	06	33.5	64	37.5	24
20591Y-20-08W	M20X1.5	12	08	37.5	64.5	36.5	24
20591Y-22-06T	M22X1.5	10	06	34.5	60	36	27
20591Y-22-08T	M22X1.5	12	08	44.5	76.5	43	27
20591Y-24-08T	M24X1.5	12	08	44.5	76.5	45	30
20591Y-24-10W	M24X1.5	16	10	45	75	45.5	30
20591Y-30-10T	M30X2	16	10	55	91	51.5	36
20591Y-30-12T	M30X2	20	12	62	102	59	36
20591Y-36-12T	M36X2	20	12	58.5	98.5	59	46
20591Y-42-16T	M42X2	25	16	74	121	70	50
20591Y-52-20T	M52X2	32	20	91.5	145.5	87	60
20591Y-52-24T	M52X2	38	24	109.4	171.4	100	60

注：1.表中代号用于编织软管。 2.如需用于缠绕软管代号改为20592Y-xx-xx。
Note: 1.For use with braided hoses. 2.If use with spiral hoses, hose fitting series number is 20592Y-xx-xx.

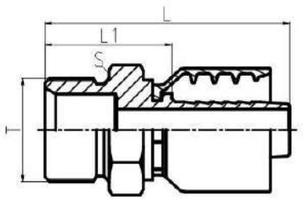

12611Y

英管外螺纹60° 内锥面
BSP MALE 60° CONE SEAT

代 号 PART NO.	螺 纹 T THREAD T	胶 管 HOSEBORE 公称内径 DN	标号 DASH	尺 寸 DIMENSIONS L1	L	S
12611Y-04-04	G1/4"X19	6	04	24.5	49	14
12611Y-06-06	G3/8"X19	10	06	26	51.5	17
12611Y-08-08	G1/2"X14	12	08	31	58	22
12611Y-10-10	G5/8"X14	16	10	33.5	63.5	24
12611Y-12-12	G3/4"X14	20	12	36.5	71.5	27
12611Y-16-16	G1"X11	25	16	41.5	82.5	36
12611Y-20-20	G1.1/4"X11	32	20	46.5	95.3	46
12611Y-24-24	G.1/2"X11	38	24	49	111	50
12611Y-32-32	G2"X11	50	32	53.5	118	65

注：1.表中代号用于编织软管。 2.如需用于缠绕软管代号改为12612Y-xx-xx。
Note: 1.For use with braided hoses. 2.If use with spiral hoses, hose fitting series number is 12612Y-xx-xx.

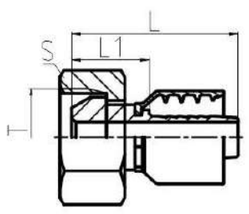

22611Y

英管内螺纹60° 外锥面
BSP FEMALE 60° CONE

代 号 PART NO.	螺 纹 T THREAD T	胶 管 HOSEBORE 公称内径 DN	标号 DASH	尺 寸 DIMENSIONS L1	L	S
22611Y-04-04	G1/4"X19	6	04	18	42.5	19
22611Y-06-06	G3/8"X19	10	06	19.5	45	22
22611Y-08-08	G1/2"X14	12	08	21.5	48.5	27
22611Y-10-10	G5/8"X14	16	10	23.5	53.5	30
22611Y-12-12	G3/4"X14	20	12	24	64	32
22611Y-16-16	G1"X11	25	16	27	74	41
22611Y-20-20W	G1.1/4"X11	32	20	30.5	79.3	50
22611Y-24-24W	G1.1/2"X11	38	24	32	94	55
22611Y-32-32W	G2"X11	50	32	34	108	70

注：1.表中代号用于编织软管。 2.如需用于缠绕软管代号改为22612Y-xx-xx。
Note: 1.For use with braided hoses. 2.If use with spiral hoses, hose fitting series number is 22612Y-xx-xx.

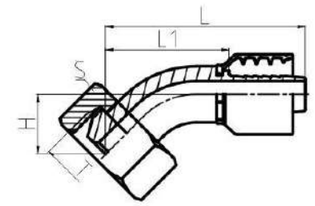

22641Y

45° 英管内螺纹60° 外锥面
45° BSP FEMALE 60° CONE

代 号 PART NO.	螺 纹 T THREAD T	胶 管 HOSEBORE 公称内径 DN	标号 DASH	尺 寸 DIMENSIONS L1	L	H	S
22641Y-04-04	G1/4"X19	6	04	42.3	66.8	20.2	19
22641Y-06-06	G3/8"X19	10	06	46.9	72.4	22.6	22
22641Y-08-08	G1/2"X14	12	08	61.6	88.6	26.1	27
22641Y-10-10	G5/8"X14	16	10	72.6	102.6	27.8	30
22641Y-12-12	G3/4"X14	20	12	79.2	114.2	31.8	32
22641Y-16-16	G1"X11	25	16	88.4	129.4	34.2	41
22641Y-20-20W	G1.1/4"X11	32	20	98.8	147.6	38	50
22641Y-24-24W	G1.1/2"X11	38	24	116.8	178.8	45.5	55
22641Y-32-32W	G2"X11	50	32	135.7	200.2	52.7	70

注：1.表中代号用于编织软管。 2.如需用于缠绕软管代号改为22642Y-xx-xx。
Note: 1.For use with braided hoses. 2.If use with spiral hoses, hose fitting series number is 22642Y-xx-xx.

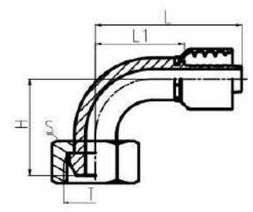

22691Y

90° 英管内螺纹60° 外锥面
90° BSP FEMALE 60° CONE

代 号 PART NO.	螺 纹 T THREAD T	胶 管 HOSEBORE 公称内径 DN	标号 DASH	尺 寸 DIMENSIONS L1	L	H	S
22691Y-04-04	G1/4"X19	6	04	28	56.5	31	19
22691Y-06-06	G3/8"X19	10	06	33.5	64	37.5	22
22691Y-08-08	G1/2"X14	12	08	39.5	71.5	47	27
22691Y-10-10	G5/8"X14	16	10	55	91	51	30
22691Y-12-12	G3/4"X14	20	12	62	102	57	32
22691Y-16-16	G1"X11	25	16	74	121	70	41
22691Y-20-20W	G1.1/4"X11	32	20	91.5	140.3	84.3	50
22691Y-24-24W	G1.1/2"X11	38	24	109.4	171.4	103	55
22691Y-32-32W	G2"X11	50	32	131.8	196.3	123.3	70

注：1.表中代号用于编织软管。 2.如需用于缠绕软管代号改为22692Y-xx-xx。
Note: 1.For use with braided hoses. 2.If use with spiral hoses, hose fitting series number is 22692Y-xx-xx.

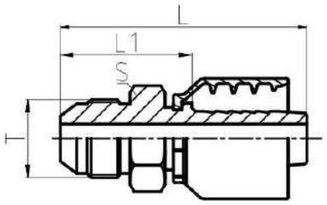

16711Y

美制JIC外螺纹74° 外锥面
JIC MALE 74° CONE

代 号 PART NO.	螺 纹 T THREAD T	胶 管 HOSEBORE 公称内径 DN	标号 DASH	尺 寸 DIMENSIONS L1	L	S
16711Y-04-04	7/16"X20	6	04	26.5	55	12
16711Y-05-05	1/2"X20	8	05	26.5	51.5	14
16711Y-06-06	9/16"X18	10	06	26.5	57	17
16711Y-08-08	3/4"X16	12	08	32.5	65	22
16711Y-10-10	7/8"X14	16	10	35.5	65.5	24
16711Y-12-12	1.1/16"X12	20	12	39.5	80.5	30
16711Y-16-16	1.5/16"X12	25	16	43.5	91	36
16711Y-20-20	1.5/8"X12	32	20	47.5	96.3	46
16711Y-24-24	1.7/8"X12	38	24	53	115	50
16711Y-32-32	2.1/2"X12	50	32	62	126.5	65

注：1.表中代号用于编织软管。 2.如需用于缠绕软管代号改为16712Y-xx-xx。
Note: 1.For use with braided hoses. 2.If use with spiral hoses, hose fitting series number is 16712Y-xx-xx.

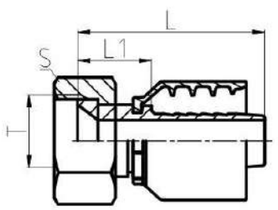

26711Y

美制JIC内螺纹74° 内锥面
JIC FEMALE 74° CONE SEAT

代 号 PART NO.	螺 纹 T THREAD T	胶 管 HOSEBORE 公称内径 DN	标号 DASH	尺 寸 DIMENSIONS L1	L	S
26711Y-04-04	7/16"X20	6	04	15	43.5	15
26711Y-05-05	1/2"X20	8	05	15.5	40.5	17
26711Y-06-06	9/16"X18	10	06	15.5	41	19
26711Y-08-08	3/4"X16	12	08	18	50	24
26711Y-10-10	7/8"X14	16	10	20	56	27
26711Y-12-12	1.1/16"X12	20	12	21.5	61.5	32
26711Y-16-16	1.5/16"X12	25	16	23	70	41
26711Y-20-20W	1.5/8"X12	32	20	27.5	81.5	50
26711Y-24-24W	1.7/8"X12	38	24	28	98	55
26711Y-32-32W	2.1/2"X12	50	32	27	101	75

注：1.表中代号用于编织软管。 2.如需用于缠绕软管代号改为26712Y-xx-xx。
Note: 1.For use with braided hoses. 2.If use with spiral hoses, hose fitting series number is 26712Y-xx-xx.

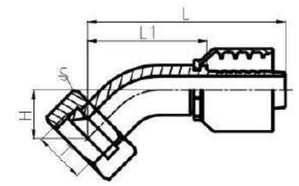

26741Y

45° 美制JIC内螺纹74° 内锥面
45° JIC FEMALE 74° CONE SEAT

代 号 PART NO.	螺 纹 T THREAD T	胶 管 HOSEBORE 公称内径 DN	标号 DASH	尺 寸 DIMENSIONS L1	L	H	S
26741Y-04-04	7/16"X20	6	04	33.8	62.3	14	15
26741Y-05-05	1/2"X20	8	05	38	68.5	16	17
26741Y-06-06	9/16"X18	10	06	38	68.5	16	19
26741Y-08-08	3/4"X16	12	08	46.3	78.3	18.5	24
26741Y-10-10	7/8"X14	16	10	55.2	91.2	21	27
26741Y-12-12	1.1/16"X12	20	12	63.7	103.7	24	32
26741Y-16-16	1.5/16"X12	25	16	73.4	120.4	27	41
26741Y-20-20W	1.5/8"X12	32	20	92.8	146.8	32	50
26741Y-24-24W	1.7/8"X12	38	24	113.1	183.1	42	55
26741Y-32-32W	2.1/2"X12	50	32	131.5	213.5	51.5	75

注：1.表中代号用于编织软管。 2.如需用于缠绕软管代号改为26742Y-xx-xx。
Note: 1.For use with braided hoses. 2.If use with spiral hoses, hose fitting series number is 26742Y-xx-xx.

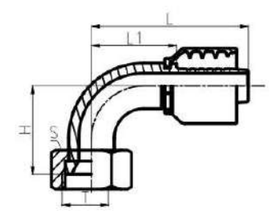

26791Y

90° 美制JIC内螺纹74° 内锥面
90° JIC FEMALE 74° CONE SEAT

代 号 PART NO.	螺 纹 T THREAD T	胶 管 HOSEBORE 公称内径 DN	标号 DASH	尺 寸 DIMENSIONS L1	L	H	S
26791Y-04-04	7/16"X20	6	04	28	60.5	29	15
26791Y-06-06	9/16"X18	10	06	33.5	64	34.5	19
26791Y-08-08	3/4"X16	12	08	44.5	76.5	39	24
26791Y-10-10	7/8"X14	16	10	55	91	47	27
26791Y-12-12	1.1/16"X12	20	12	62	102	58	32
26791Y-16-16	1.5/16"X12	25	16	74	121	71	41
26791Y-20-20W	1.5/8"X12	32	20	91.5	145.5	78	50
26791Y-24-24W	1.7/8"X12	38	24	108	178	89	55
26791Y-32-32W	2.1/2"X12	50	32	133.8	207.8	140	75

注：1.表中代号用于编织软管。 2.如需用于缠绕软管代号改为26792Y-xx-xx。
Note: 1.For use with braided hoses. 2.If use with spiral hoses, hose fitting series number is 26792Y-xx-xx.

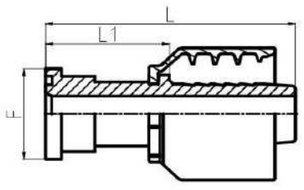

87311Y

SAE 法兰 3000 PSI
SAE FLANGE 3000 PSI

代 号 PART NO.	螺 纹 T THREAD T	胶 管 HOSEBORE		尺 寸 DIMENSIONS		
		公称内径 DN	标号 DASH	L1	L	F
87311Y-08-08	1/2"	12	08	46	78	30.2
87311Y-12-12	3/4"	20	12	48	88	38.1
87311Y-16-16	1"	25	16	52	99	44.4
87311Y-20-20	1.1/4"	32	20	58	112	50.8
87311Y-24-24	1.1/2"	38	24	68	138	60.3
87311Y-32-32	2"	50	32	66	140	71.4

注：1.表中代号用于编织软管。 2.如需用于缠绕软管代号改为87312Y-xx-xx。
Note: 1.For use with braided hoses. 2.If use with spiral hoses, hose fitting series number is87312Y-xx-xx.

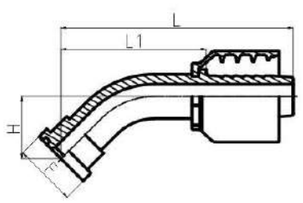

87341Y

45° SAE 法兰 3000 PSI
45° SAE FLANGE 3000 PSI

代 号 PART NO.	螺 纹 T THREAD T	胶 管 HOSEBORE		尺 寸 DIMENSIONS			
		公称内径 DN	标号 DASH	L1	L	F	H
87341Y-08-08	1/2"	12	08	50.3	82.3	30.2	19
87341Y-12-12	3/4"	20	12	68.7	106.7	38.1	26
87341Y-16-16	1"	25	16	81.4	128.4	44.4	32
87341Y-20-20	1.1/4"	32	20	98.8	152.8	50.8	38
87341Y-24-24	1.1/2"	38	24	115.1	183.3	60.3	44
87341Y-32-32	2"	50	32	141	215	71.4	56

注：1.表中代号用于编织软管。 2.如需用于缠绕软管代号改为87342Y-xx-xx。
Note: 1.For use with braided hoses. 2.If use with spiral hoses, hose fitting series number is87342Y-xx-xx.

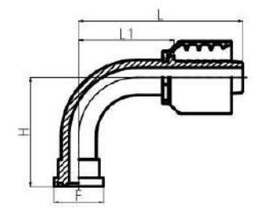

87391Y

90° SAE 法兰 3000 PSI
90° SAE FLANGE 3000 PSI

代 号 PART NO.	螺 纹 T THREAD T	胶 管 HOSEBORE		尺 寸 DIMENSIONS			
		公称内径 DN	标号 DASH	L1	L	F	H
87391Y-08-08	1/2"	12	08	49.5	81.5	30.2	40.5
87391Y-12-12	3/4"	20	12	62	102	38.1	58
87391Y-16-16	1"	25	16	74	121	44.4	70
87391Y-20-20	1.1/4"	32	20	91.5	145.5	50.8	90
87391Y-24-24	1.1/2"	38	24	108	178	60.3	104
87391Y-32-32	2"	50	32	133.8	207.8	71.4	114

注：1.表中代号用于编织软管。 2.如需用于缠绕软管代号改为87392Y-xx-xx。
Note: 1.For use with braided hoses. 2.If use with spiral hoses, hose fitting series number is87392Y-xx-xx.

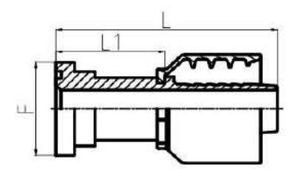

87611Y

SAE 法兰 6000 PSI
SAE FLANGE 6000 PSI

代 号 PART NO.	螺 纹 T THREAD T	胶 管 HOSEBORE		尺 寸 DIMENSIONS		
		公称内径 DN	标号 DASH	L1	L	F
87611Y-08-08	1/2"	12	08	47	74	31.7
87611Y-12-12	3/4"	20	12	51	86	41.3
87611Y-16-16	1"	25	16	57	104	47.6
87611Y-20-20	1.1/4"	32	20	66	114.8	54
87611Y-24-24	1.1/2"	38	24	75	137	63.5
87611Y-32-32	2"	50	32	85	149.5	79.4

注：1.表中代号用于编织软管。 2.如需用于缠绕软管代号改为87612Y-xx-xx。
Note: 1.For use with braided hoses. 2.If use with spiral hoses, hose fitting series number is87612Y-xx-xx.

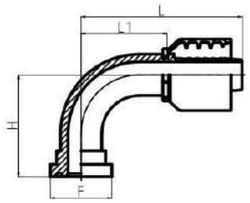

87691Y

90° SAE 法兰 6000 PSI
90° SAE FLANGE 6000 PSI

代 号 PART NO.	螺 纹 T THREAD T	胶 管 HOSEBORE		尺 寸 DIMENSIONS			
		公称内径 DN	标号 DASH	L1	L	F	H
87691Y-08-08	1/2"	12	08	41	68	31.7	48
87691Y-12-12	3/4"	20	12	65.5	100.5	41.3	66
87691Y-16-16	1"	25	16	77	118	47.6	74.5
87691Y-20-20	1.1/4"	32	20	91.5	140.3	54	89.5
87691Y-24-24	1.1/2"	38	24	109.5	171.5	63.5	108
87691Y-32-32	2"	50	32	132	195.5	79.4	136

注：1.表中代号用于编织软管。 2.如需用于缠绕软管代号改为87692Y-xx-xx。
Note: 1.For use with braided hoses. 2.If use with spiral hoses, hose fitting series number is87692Y-xx-xx.

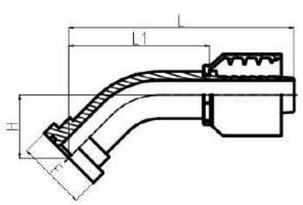

87641Y

45° SAE 法兰 6000 PSI
45° SAE FLANGE 6000 PSI

代 号 PART NO.	螺 纹 T THREAD T	胶 管 HOSEBORE		尺 寸 DIMENSIONS			
		公称内径 DN	标号 DASH	L1	L	F	H
87641Y-08-08	1/2"	12	08	59	86	31.7	24
87641Y-12-12	3/4"	20	12	65.2	105.2	41.3	26
87641Y-16-16	1"	25	16	89	130	47.6	35
87641Y-20-20	1.1/4"	32	20	102.5	151.3	54	41.5
87641Y-24-24	1.1/2"	38	24	120	182	63.5	49
87641Y-32-32	2"	50	32	145	209.5	79.4	62

注：1.表中代号用于编织软管。 2.如需用于缠绕软管代号改为87642Y-xx-xx。
Note: 1.For use with braided hoses. 2.If use with spiral hoses, hose fitting series number is87642Y-xx-xx.

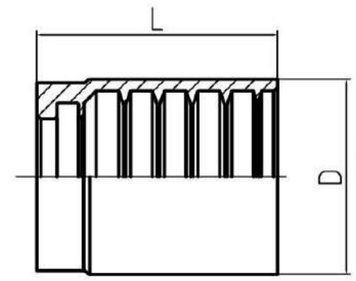

00110-A

SAE100R1AT/EN 853 1SN软管套筒
FERRULE FOR SAE100R1AT/EN 8531SN HOSE

代号 PART NO.	软管 HOSE BORE		尺寸 DIMENSIONS	
	公称内径DN	标号DASH	D	L
00110-04A	6	04	21	27.5
00110-05A	8	05	21.5	28
00110-06A	10	06	24.3	30
00110-08A	12	08	28	34
00110-10A	16	10	31.3	37
00110-12A	20	12	35.5	42
00110-16A	25	16	43.5	51

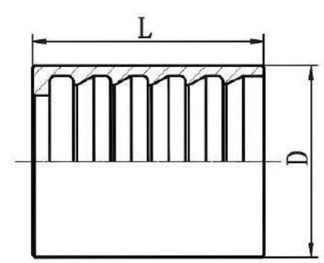

00110

SAE100R1AT/EN 853 1SN软管套筒
FERRULE FOR SAE100R1AT/EN 853 1SN HOSE

代号 PART NO.	软管 HOSE BORE		尺寸 DIMENSIONS	
	公称内径DN	标号DASH	D	L
00110-20	32	20	52	59
00110-24	40	24	58	74
00110-32	50	32	72	78

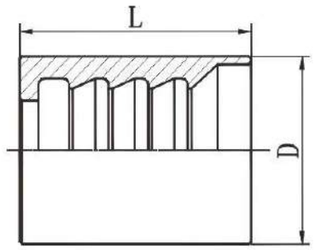

00200

SAE 100 R2AT/EN 853 2SN软管套筒

FERRULE FOR SAE 100 R2AT/EN 853 2SN HOSE

代号 PART NO.	软管 HOSE BORE		尺寸 DIMENSIONS	
	公称内径DN	标号DASH	D	L
00200-20	32	20	56	59
00200-24	40	24	62	74
00200-32	50	32	75	78

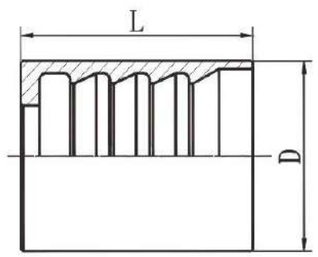

00210

SAE100R2AT/DIN20022 2SN软管套筒

FERRULE FOR SAE100R2AT/DIN20022 2SN HOSE

代号 PART NO.	软管 HOSE BORE		尺寸 DIMENSIONS	
	公称内径DN	标号DASH	D	L
00210-04	6	04	22.2	30
00210-05	8	05	23	31
00210-06	10	06	25	32
00210-08	12	08	28.3	34
00210-10	16	10	31.5	37
00210-12	20	12	35.5	43
00210-16	25	16	45	50
00210-20	32	20	55	59
00210-24	40	24	62.5	74
00210-32	50	32	75.5	78
注：不推荐用于工程机械。 Don't recommend for engineering machine				

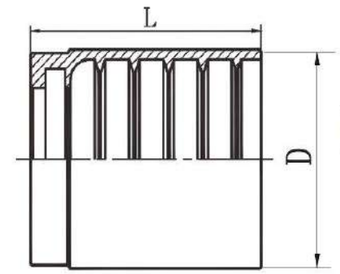

03310

SAE 100 R2AT/EN 853 2SN软管套筒

FERRULE FOR SAE 100 R2AT/EN 853 2SN HOSE

代号 PART NO.	软管 HOSE BORE		尺寸 DIMENSIONS	
	公称内径DN	标号 DASH	D	L
03310-04	6	04	23	30.5
03310-05	8	05	24	30
03310-06	10	06	26	32
03310-08	12	08	29	34
03310-10	16	10	33	37
03310-12	20	12	37.8	43
03310-16	25	16	46.7	51

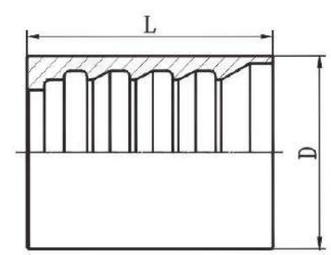

00400

4SP、4SH/12-16、R12/06-16软管套筒

FERRULE FOR 4SP、4SH/12-16、R12/06-16 HOSE

代号 PART NO.	软管 HOSE BORE		尺寸 DIMENSIONS	
	公称内径DN	标号DASH	D	L
00400-04	6	04	22	37.5
00400-06	10	06	25.5	39
00400-08	12	08	29	41
00400-10	16	10	32.5	43
00400-12	20	12	37	51
00400-16	25	16	46.5	61.5
00400-20	32	20	57	67.5
00400-24	40	24	65	75
00400-32	50	32	79	79

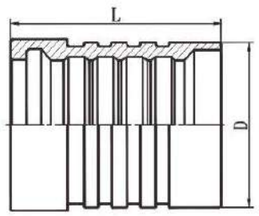

00621

GB/T 10544 R13/SAE 100R13/EN856 R13
软管剥内外胶套筒
INTERLOCK FERRULE FOR GB/T 10544 R13 /SAE 100R13/EN856 R13 HOSE

代 号 PART NO.	软管 HOSE BORE		尺寸 DIMENSIONS	
	公称内径DN	标号 DASH	D	L
00621-12	20	12	39	53
00621-16	25	16	47.2	66
00621-20	32	20	58	88.5
00621-24	40	24	65.7	102
00621-32	50	32	82.7	108

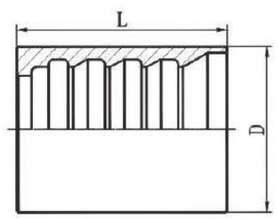

00401

4SH、R12/32软管套筒
FERRULE FOR 4SH 、R12/32 HOSE

代号 PART NO.	软管 HOSE BORE		尺寸 DIMENSIONS	
	公称内径DN	标号DASH	D	L
00401-20	32	20	53	67.5
00401-24	40	24	61	75
00401-32	50	32	77	79

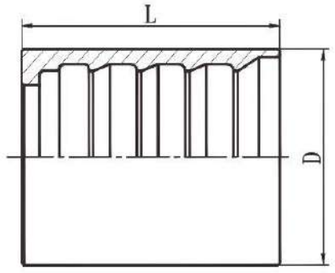

01400

R12/20-24软管套筒
FERRULE FOR R12/20-24 HOSE

代 号 PART NO.	软管 HOSE BORE		尺寸 DIMENSIONS	
	公称内径DN	标号 DASH	D	L
01400-20	32	20	55.5	67.5
01400-24	38	24	63.5	75

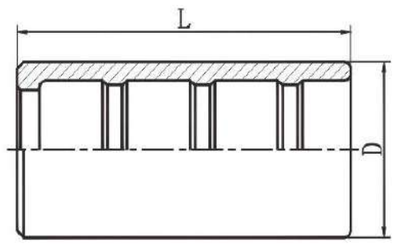

00018

SAE 100 R7软管套筒
FERRULE FOR SAE100R7 HOSE

代 号 PART NO.	软管 HOSE BORE		尺寸 DIMENSIONS	
	公称内径 DN	标号 DASH	D	L
00018-03	5	03	14.2	27
00018-04	6	04	17	29
00018-05	8	05	18.8	31
00018-06	10	06	21	31
00018-08	12	08	25.5	34
00018-10	16	10	31.5	36
00018-12	20	12	33	43

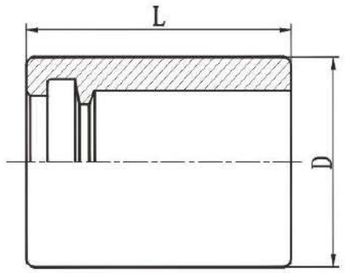

00TF0

铁氟龙套筒

FERRULE FOR TEFLON HOSE

代 号 PART NO.	软 管 HOSE BORE		尺 寸 DIMENSIONS	
	公称内径 DN	标号 DASH	D	L
00TF0-04	6	04	14.2	30.7
00TF0-05	8	05	16	30.6
00TF0-06	10	06	19	32.1
00TF0-08	12	08	23.8	34.3
00TF0-10	16	10	27	37
00TF0-12	20	12	30.2	42.8
00TF0-16	25	16	36.5	50.8

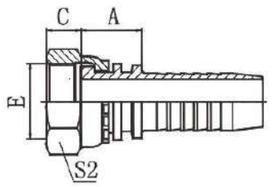

20211

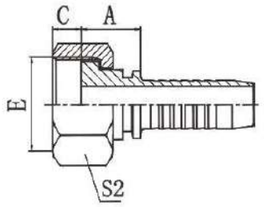

20211-T

公制内螺纹平面

METRIC FEMALE FLAT SEAT

参考 REF. GB/T 9065.3

代 号 PART NO.	螺 纹 E THREAD E	软 管 HOSE BORE		尺 寸 DIMENSIONS		
		公称内径 DN	标号 DASH	A	C	S2
20211-10-02	M10X1	4	02	14	6	14
20211-12-03	M12X1.25	5	03	14	8	17
20211-14-04	M14X1.5	6	04	15.5	8.5	19
20211-14-05	M14X1.5	8	05	15.5	8.5	19
20211-16-04	M16X1.5	6	04	16.5	8	22
20211-16-05	M16X1.5	8	05	16.5	8	22
20211-16-06	M16X1.5	10	06	16.5	8	22
20211-18-05T	M18X1.5	8	05	17.5	8	24
20211-18-06	M18X1.5	10	06	17.5	8	24
20211-20-06T	M20X1.5	10	06	16	10	24
20211-20-08	M20X1.5	12	08	18.5	10	27
20211-22-06T	M22X1.5	10	06	16	10	27
20211-22-08	M22X1.5	12	08	18.5	10	27
20211-22-10	M22X1.5	16	10	19.5	10	27
20211-24-08T	M24X1.5	12	08	16.5	11	30
20211-24-10	M24X1.5	16	10	20	10.5	30
20211-27-08T	M27X1.5	12	08	18.5	10	32
20211-27-10T	M27X1.5	16	10	19.5	10	32
20211-30-12	M30X1.5	20	12	21.5	11	36
20211-33-14	M33X2	22	14	21.5	13	41
20211-36-12T	M36X2	20	12	20	13	41
20211-36-14T	M36X2	22	14	20	13	41
20211-39-16T	M39X2	25	16	23.5	13	46
20211-42-20	M42X2	32	20	26	15	50
20211-45-20T	M45X2	32	20	25	15	55
20211-52-24T	M52X2	38	24	25	17	60
20211-60-28T	M60X2	45	28	26	20	70
20211-64-32T	M64X2	50	32	26	23	75

注： 1.表中代号用于编织软管。 2.如需用于缠绕软管代号改为20212-xx-xx

Note: 1.For use with braided hoses. 2.If use with spiral hoses, hose fitting series number is 20212-xx-xx.

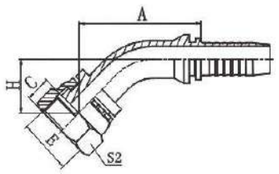

20241

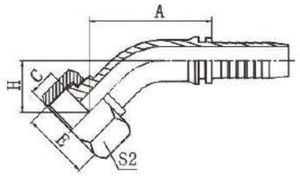

20241-T

45° 公制内螺纹平面
45° METRIC FEMALE FLAT SEAT
参考REF. GB/T 9065.3

代 号 PART NO.	螺 纹 E THREAD E	软 管 HOSE BORE		尺 寸 DIMENSIONS			
		公称内径 DN	标号 DASH	A	C	H	S2
20241-14-04	M14X1.5	6	04	40.5	8.5	18.5	19
20241-14-05	M14X1.5	8	05	42.7	8.5	19.3	19
20241-16-05	M16X1.5	8	05	44.4	8.5	20	22
20241-18-06	M18X1.5	10	06	45.7	8	21.4	24
20241-22-08	M22X1.5	12	08	58.9	10	24	27
20241-27-10T	M27X1.5	16	10	68.6	10	24.3	32
20241-30-12	M30X1.5	20	12	78.1	11	30	36
20241-36-12T	M36X2	20	12	75	13	27.5	41
20241-36-14T	M36X2	22	14	77.3	13	27	41
20241-36-16	M36X2	25	16	85.7	13	31.5	41
20241-39-16T	M39X2	25	16	83.9	13	29.7	46
20241-42-20	M42X2	32	20	97.3	15	36.6	50
20241-45-20T	M45X2	32	20	94.5	15	33.8	55
20241-52-20T	M52X2	32	20	94.5	17	33.8	60
20241-52-24T	M52X2	38	24	108.5	17	37.7	60
20241-60-28T	M60X2	45	28	118.7	20	43.6	70
20241-64-32T	M64X2	50	32	127.8	23	45.6	75

注： 1.表中代号用于编织软管。 2.如需用于缠绕软管代号改为20242-xx-xx
Note: 1.For use with braided hoses. 2.If use with spiral hoses, hose fitting series number is 20242-xx-xx.

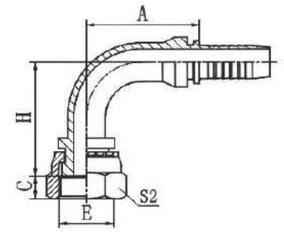

20291

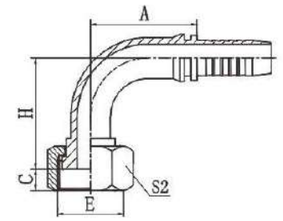

20291-T

90° 公制内螺纹平面
90° METRIC FEMALE FLAT SEAT
参考REF. GB/T 9065.3

代 号 PART NO.	螺 纹 E THREAD E	软 管 HOSE BORE		尺 寸 DIMENSIONS			
		公称内径 DN	标号 DASH	A	C	H	S2
20291-12-02	M12X1.25	4	02	26.5	8	30.5	17
20291-12-04	M12X1.25	6	04	30	8	33.5	17
20291-14-04	M14X1.5	6	04	30	8.5	34	19
20291-14-05	M14X1.5	8	05	33	8.5	37	19
20291-16-04	M16X1.5	6	04	30	8	35	22
20291-16-05	M16X1.5	8	05	34	8	38	22
20291-16-06	M16X1.5	10	06	35.3	8	40.3	22
20291-18-05T	M18X1.5	8	05	33	8	39	24
20291-18-06	M18X1.5	10	06	35.25	8	41.3	24
20291-22-08	M22X1.5	12	08	41	10	48	27
20291-22-10	M22X1.5	16	10	57.5	10	53	27
20291-24-08T	M24X1.5	12	08	41	11	45.5	30
20291-27-04T	M27X1.5	6	04	30	10	35.5	32
20291-27-08T	M27X1.5	12	08	41	10	46	32
20291-27-10T	M27X1.5	16	10	56	10	51	32
20291-30-12	M30X1.5	20	12	66.2	11	63.5	36
20291-33-14	M33X2	22	14	71.2	13	65	41
20291-36-14T	M36X2	22	14	71.2	13	61	41
20291-36-16	M36X2	25	16	76.7	13	70	41
20291-39-16T	M39X2	25	16	76.7	13	67.5	46
20291-42-20	M42X2	32	20	91.5	15	82.5	50
20291-45-20T	M45X2	32	20	91.5	15	78.5	55
20291-52-20T	M52X2	32	20	91.5	17	78.5	60
20291-52-24T	M52X2	38	24	109.4	17	92	60
20291-60-28T	M60X2	45	28	119.9	20	106.5	70
20291-64-32T	M64X2	50	32	130.95	23	113.3	75

注： 1.表中代号用于编织软管。 2.如需用于缠绕软管代号改为20292-xx-xx
Note: 1.For use with braided hoses. 2.If use with spiral hoses, hose fitting series number is 20292-xx-xx.

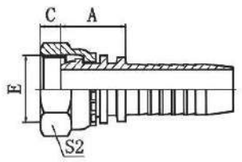

20111

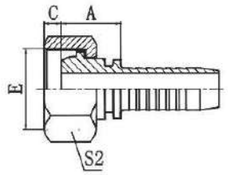

20111-T

公制内螺纹球面
METRIC FEMALE MULTISEAL

代 号 PART NO.	螺 纹 E THREAD E	软 管 HOSE BORE		尺 寸 DIMENSIONS		
		公称内径DN	标号 DASH	A	C	S2
20111-10-03	M10X1	5	03	18	2.5	14
20111-10-04	M10X1	6	04	18	2.5	14
20111-12-04	M12X1.5	6	04	18.5	4	17
20111-12-05	M12X1.5	8	05	18.5	4	17
20111-14-04	M14X1.5	6	04	19.5	4.5	19
20111-14-05	M14X1.5	8	05	19.5	4.5	19
20111-16-04	M16X1.5	6	04	19.5	4.5	22
20111-16-05	M16X1.5	8	05	20	4.5	22
20111-16-06	M16X1.5	10	06	20	4.5	22
20111-18-05T	M18X1.5	8	05	21.5	4	24
20111-18-06	M18X1.5	10	06	21.5	4	24
20111-18-08	M18X1.5	12	08	22	4	24
20111-20-06T	M20X1.5	10	06	20.5	5.5	24
20111-20-08	M20X1.5	12	08	23	5.5	27
20111-22-06T	M22X1.5	10	06	23	5	27
20111-22-08	M22X1.5	12	08	23.5	5	27
20111-22-10	M22X1.5	16	10	24.5	5	27
20111-24-08T	M24X1.5	12	08	22	5.5	30
20111-24-10	M24X1.5	16	10	26	5	30
20111-27-08DT	M27X1.5	12	08	23	5.5	32
20111-27-10DT	M27X1.5	16	10	23.5	5.5	32
20111-27-12D	M27X1.5	20	12	26	5.5	32
20111-27-10T	M27X2	16	10	23.5	7	32
20111-30-12D	M30X1.5	20	12	26.5	6	36
20111-30-12	M30X2	20	12	26.5	7	36
20111-36-12T	M36X2	20	12	26	7	41
20111-36-14T	M36X2	22	14	26	7	41
20111-39-14T	M39X2	22	14	28.5	7	46
20111-39-16T	M39X2	25	16	29.5	7	46
20111-42-16T	M42X2	25	16	30	8.5	50
20111-45-20T	M45X2	32	20	31.5	8.5	55
20111-52-20T	M52X2	32	20	33	9	60
20111-52-24T	M52X2	38	24	33	9	60
20111-64-32T	M64X2	50	32	35	14	75

注： 1.表中代号用于编织软管。 2.如需用于缠绕软管代号改为20112-xx-xx
Note: 1.For use with braided hoses. 2.If use with spiral hoses, hose fitting series number is 20112-xx-xx.

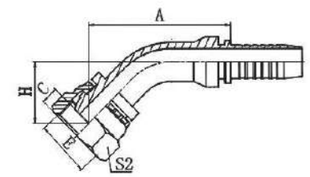

20141

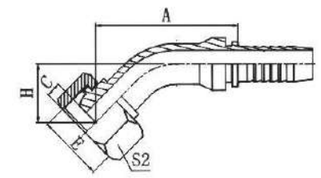

20141-T

45° 公制内螺纹球面
45° METRIC FEMALE MULTISEAL

代 号 PART NO.	螺 纹 E THREAD E	软 管 HOSE BORE		尺 寸 DIMENSIONS			
		公称内径 DN	标号 DASH	A	C	H	S2
20141-10-03	M10X1	5	03	41.1	2.5	20.7	14
20141-10-04	M10X1	6	04	43.2	2.5	21.5	14
20141-12-03	M12X1.5	5	03	40.9	4	21.2	17
20141-12-04	M12X1.5	6	04	43	4	22	17
20141-14-04	M14X1.5	6	04	43.4	4.5	21.3	19
20141-14-05	M14X1.5	8	05	45.5	4.5	22.2	19
20141-16-04	M16X1.5	6	04	43.7	4.5	21.4	22
20141-16-05	M16X1.5	8	05	45.8	4.5	22.5	22
20141-16-06	M16X1.5	10	06	47.4	4.5	24.1	22
20141-18-05T	M18X1.5	8	05	46.8	4	22.6	24
20141-18-06	M18X1.5	10	06	48.5	4	24.2	24
20141-18-08	M18X1.5	12	08	52.2	4	25.7	24
20141-20-06T	M20X1.5	10	06	48.2	5.5	23.9	27
20141-20-08	M20X1.5	12	08	62.1	5.5	27.2	27
20141-22-06T	M22X1.5	10	06	58.4	5	25.7	27
20141-22-08	M22X1.5	12	08	62.1	5	27.2	27
20141-24-08T	M24X1.5	12	08	61.1	5.5	26.1	30
20141-24-10	M24X1.5	16	10	75.4	5	29.6	30
20141-27-10DT	M27X1.5	16	10	74.4	5.5	29.6	32
20141-27-10T	M27X2	16	10	74.4	5.5	29.6	32
20141-30-12D	M30X1.5	20	12	80.9	6	33.5	36
20141-30-12	M30X2	20	12	80.9	6	33.5	36
20141-36-14T	M36X2	22	14	83	7	32.64	41
20141-39-16T	M39X2	25	16	88.2	7	33.95	46
20141-45-20T	M45X2	32	20	99.1	8.5	38.4	55
20141-52-24T	M52X2	38	24	114.1	9	43.4	60

注： 1.表中代号用于编织软管。 2.如需用于缠绕软管代号改为20142-xx-xx
Note: 1.For use with braided hoses. 2.If use with spiral hoses, hose fitting series number is 20142-xx-xx.

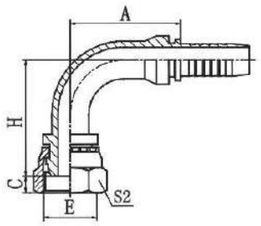

20191

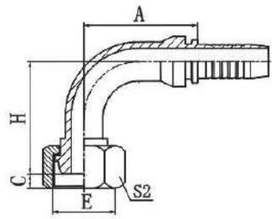

20191–T

90° 公制内螺纹球面
90° METRIC FEMALE MULTISEAL

代 号 PART NO.	螺 纹 E THREAD E	软 管 HOSE BORE		尺 寸 DIMENSIONS			
		公称内径 DN	标号 DASH	A	C	H	S2
20191–10–03	M10X1	5	03	27	2.5	35.5	14
20191–12–04	M12X1.5	6	04	30	4	37.5	17
20191–14–04	M14X1.5	6	04	30	4.5	38	19
20191–14–05	M14X1.5	8	05	33	4.5	41	19
20191–16–04	M16X1.5	6	04	30	4.5	38.5	19
20191–16–05	M16X1.5	8	05	33	4.5	41.5	22
20191–16–06	M16X1.5	10	06	35.3	4.5	43.8	22
20191–18–05T	M18X1.5	8	05	33	4	43	24
20191–18–06	M18X1.5	10	06	35.3	4	45.3	24
20191–18–08	M18X1.5	12	08	40.5	4	50.5	24
20191–20–06T	M20X1.5	10	06	35.3	5.5	44.8	24
20191–20–08	M20X1.5	12	08	41	5.5	52	27
20191–22–06T	M22X1.5	10	06	35.8	5	76.8	27
20191–22–08	M22X1.5	12	08	41	5	52.5	27
20191–24–08T	M24X1.5	12	08	41	5.5	51	30
20191–24–10	M24X1.5	16	10	58	5	58.5	30
20191–27–10DT	M27X1.5	16	10	56	5.5	55.5	32
20191–27–10T	M27X2	16	10	56	5.5	55.5	32
20191–30–12D	M30X1.5	20	12	67.5	6	68.5	36
20191–30–12	M30X2	20	12	67.5	6	68.5	36
20191–36–12T	M36X2	20	12	65.5	7	68	41
20191–36–14T	M36X2	22	14	71.2	7	69	41
20191–39–16T	M39X2	25	16	76.7	7	73.5	46
20191–45–20T	M45X2	32	20	91.5	8.5	85	55
20191–52–24T	M52X2	38	24	109.4	9	100	60
20191–64–32T	M64X2	50	32	131.75	14	122.3	75

注： 1.表中代号用于编织软管。 2.如需用于缠绕软管代号改为20192–xx–xx
Note: 1.For use with braided hoses. 2.If use with spiral hoses, hose fitting series number is 20192–xx–xx.

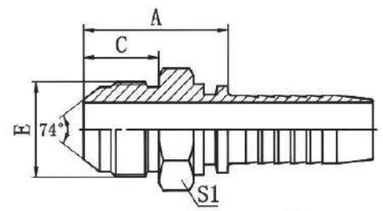

10711

国标公制外螺纹74° 外锥面
GB METRIC MALE 74° CONE

代 号 PART NO.	螺 纹 E THREAD E	软 管 HOSE BORE		尺 寸 DIMENSIONS		
		公称内径 DN	标号 DASH	A	C	S1
10711–10–02	M10X1	4	02	23	12.5	14
10711–10–03	M10X1	5	03	23	12.5	14
10711–12–03	M12X1.5	5	03	26.5	15.7	14
10711–12–03C	M12X1.25	5	03	24.5	14	14
10711–14–04	M14X1.5	6	04	30.5	18	17
10711–14–06	M14X1.5	10	06	30.5	18	17
10711–16–05	M16X1.5	8	05	31.5	19	17
10711–16–06	M16X1.5	10	06	31.5	19	17
10711–18–06	M18X1.5	10	06	31.5	19	19
10711–22–08	M22X1.5	12	08	35	19.5	22
10711–24–08	M24X1.5	12	08	37	20	24
10711–27–10	M27X1.5	16	10	38.5	20.5	27
10711–30–12	M30X1.5	20	12	42.5	23	32
10711–30–12E	M30X2	20	12	45.5	26	32
10711–33–12	M33X2	20	12	45	26	36
10711–36–14	M36X2	22	14	45	26	38
10711–39–16	M39X2	25	16	48	27.5	41
10711–42–20	M42X2	32	20	52	28.5	46
10711–45–20	M45X2	32	20	52	28.5	46

注： 1.表中代号用于编织软管。 2.如需用于缠绕软管代号改为10712–xx–xx
Note: 1.For use with braided hoses. 2.If use with spiral hoses, hose fitting series number is 10712–xx–xx.

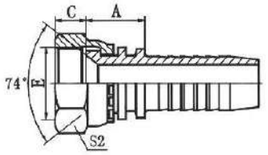

20711

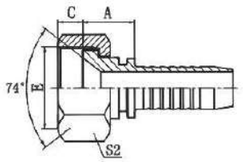

20711-T

国标公制内螺纹74° 内锥面
GB METRIC FEMALE 74° CONE SEAT
参考REF,GB/T 9065.1

代 号 PART NO.	螺 纹 E THREAD E	软 管 HOSE BORE		尺 寸 DIMENSIONS		
		公称内径 DN	标号 DASH	A	C	S2
20711-10-02	M10X1	4	02	14	7.5	14
20711-12-03C	M12X1.25	5	03	14	9	17
20711-12-03	M12X1.5	5	03	14	10	17
20711-12-04	M12X1.5	6	04	14.5	10	17
20711-14-04	M14X1.5	6	04	15.5	8.5	19
20711-14-05	M14X1.5	8	05	15.5	8.5	19
20711-14-06	M14X1.5	10	06	15.5	8.5	19
20711-16-04	M16X1.5	6	04	16.5	8	22
20711-16-05	M16X1.5	8	05	16.5	8	22
20711-16-06	M16X1.5	10	06	16	8	22
20711-18-05T	M18X1.5	8	05	16	8	22
20711-18-06	M18X1.5	10	06	17.5	10	24
20711-20-06T	M20X1.5	10	06	16	10	24
20711-20-08	M20X1.5	12	08	18.5	10	27
20711-22-06T	M22X1.5	10	06	16	10	27
20711-22-08	M22X1.5	12	08	18.5	10	27
20711-22-10	M22X1.5	16	10	19.5	10	27
20711-24-08T	M24X1.5	12	08	16.5	11	30
20711-27-08T	M27X1.5	12	08	18.5	11	32
20711-27-10T	M27X1.5	16	10	19.5	11	32
20711-27-12	M27X1.5	20	12	21.5	11	32
20711-30-10T	M30X1.5	16	10	18.5	11	36
20711-30-12	M30X1.5	20	12	21.5	11	36
20711-33-10T	M33X2	16	10	20	13	41
20711-33-12T	M33X2	20	12	20	13	41
20711-33-14	M33X2	22	14	21.5	13	41
20711-36-12T	M36X2	20	12	20	14	41
20711-36-14T	M36X2	22	14	20	14	41
20711-36-16	M36X2	25	16	23	14	41
20711-39-16T	M39X2	25	16	23.5	14	46
20711-42-16T	M42X2	25	16	23.5	15	50
20711-42-20	M42X2	32	20	26	15	50
20711-45-20T	M45X2	32	20	25	15	55
20711-52-24T	M52X2	38	24	25	17	60

注：表中代号用于编织软管。 2.如需用于缠绕软管代号改为20712-xx-xx

Note: 1.For use with braided hoses. 2.If use with spiral hoses, hose fitting series number is 20712-xx-xx.

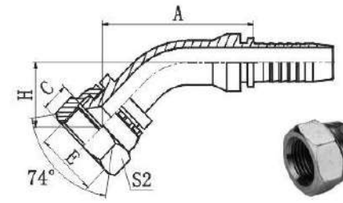

20741

45° 国标公制内螺纹74° 内锥面
45° GB METRIC FEMALE 74° CONE SEAT

代 号 PART NO.	螺 纹 E THREAD E	软 管 HOSE BORE		尺 寸 DIMENSIONS			
		公称内径 DN	标号 DASH	A	C	H	S2
20741-14-04	M14X1.5	6	04	40.5	8.5	18.5	19
20741-16-05	M16X1.5	8	05	44.4	8	20	22
20741-18-06	M18X1.5	10	06	45.7	10	21.4	24
20741-22-08	M22X1.5	12	08	58.9	10	24	27
20741-27-10	M27X1.5	16	10	71.2	11	26.4	32
20741-30-12	M30X1.5	20	12	78.1	11	30	36
20741-33-12	M33X2	20	12	77.4	13	30	41
20741-33-16	M33X2	25	16	85	13	30.8	41
20741-36-14	M36X2	22	14	79.8	14	29.6	41
20741-36-16	M36X2	25	16	85.7	14	31.5	41
20741-39-16	M39X2	25	16	86.1	14	31.8	46
20741-45-20W	M45X2	32	20	97	15	36.2	55
20741-52-24W	M52X2	38	24	112.9	17	40.9	60

注：1.上述代号用于编织软管。 2.如需用于缠绕软管代号改为20742-xx-xx。

Note: 1.For use with braided hoses. 2.If use with spiral hoses, hose fitting series number is 20742-xx-xx.

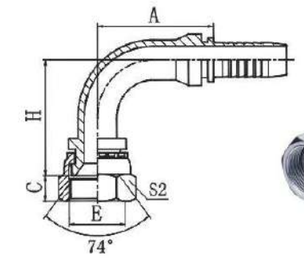

20791

90° 国标公制内螺纹74° 内锥面
90° GB METRIC FEMALE 74° CONE SEAT

代 号 PART NO.	螺 纹 E THREAD E	软 管 HOSE BORE		尺 寸 DIMENSIONS			
		公称内径 DN	标号 DASH	A	C	H	S2
20791-12-04C	M12X1.25	6	04	30	9	33.5	17
20791-12-04	M12X1.5	6	04	30	10	33.5	17
20791-14-04	M14X1.5	6	04	30	8.5	34	19
20791-16-04	M16X1.5	6	04	30	8	35	22
20791-16-05	M16X1.5	8	05	34	8	38	22
20791-18-06	M18X1.5	10	06	35.3	10	41.3	24
20791-22-08	M22X1.5	12	08	41	10	48	27
20791-22-10	M22X1.5	16	10	56.5	10	52.5	27
20791-27-10	M27X1.5	16	10	56.5	11	54	32
20791-30-12	M30X1.5	20	12	66.2	11	63.5	36
20791-33-12	M33X2	20	12	65.5	13	63.5	41
20791-33-16	M33X2	25	16	76.7	13	69	41
20791-36-12	M36X2	20	12	65.5	14	63.5	41
20791-36-14	M36X2	22	14	71.2	14	64.5	41
20791-39-16	M39X2	25	16	76.7	14	70.5	46
20791-45-20W	M45X2	32	20	91.5	15	83	55
20791-52-20W	M52X2	32	20	93	17	84.5	60
20791-52-24W	M52X2	38	24	110.7	17	96.5	60

注：1.上述代号用于编织软管。 2.如需用于缠绕软管代号改为20792-xx-xx。

Note: 1.For use with braided hoses. 2.If use with spiral hoses, hose fitting series number is 20792-xx-xx.

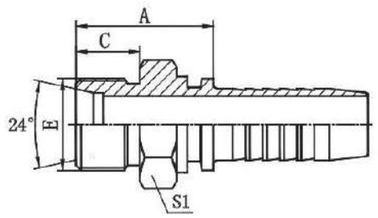

10411

公制外螺纹24° 内锥面轻系列

METRIC MALE 24° CONE SEAT

L.T.DIN 3853.T.

ISO 8434-1——DIN 3861

代 号 PART NO.	螺 纹 E THREAD E	软 管 HOSE BORE 公称内径 DN	标号 DASH	管子外径 TUBE O.D.	尺 寸 DIMENSIONS A	C	S1
10411-12-04	M12X1.5	6	04	6	20.5	10	12
10411-14-04	M14X1.5	6	04	8	20.5	10	14
10411-14-05	M14X1.5	8	05	8	21.5	10	14
10411-16-04	M16X1.5	6	04	10	22.5	11	17
10411-16-05	M16X1.5	8	05	10	22.5	11	17
10411-16-06	M16X1.5	10	06	10	22.5	11	17
10411-18-05	M18X1.5	8	05	12	23.5	11	19
10411-18-06	M18X1.5	10	06	12	22.5	11	19
10411-22-06	M22X1.5	10	06	15	24.5	12	24
10411-22-08	M22X1.5	12	08	15	26	12	24
10411-26-08	M26X1.5	12	08	18	26.5	12	27
10411-26-10	M26X1.5	16	10	18	27	12	27
10411-30-10	M30X2	16	10	22	29	14	32
10411-30-12	M30X2	20	12	22	30	14	32
10411-36-16	M36X2	25	16	28	31.5	14	38
10411-45-20	M45X2	32	20	35	36	16	46
10411-52-24	M52X2	38	24	42	38	16	55

注：1.上述代号用于编织软管。 2.如需用于缠绕软管代号改为10412-xx-xx。
Note: 1.For use with braided hoses. 2.If use with spiral hoses, hose fitting series number is 10412-xx-xx.

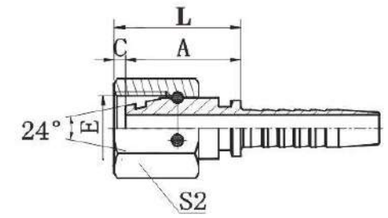

20411W

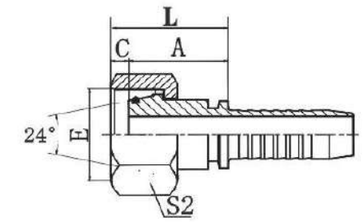

20411-T

公制内螺纹24° 锥带O形圈轻系列

METRIC FEMALE 24° CONE O-RING L.T. DIN 3865

代 号 PART NO.	螺 纹 E THREAD E	胶 管 HOSE BORE 公称内径DN	标号 DASH	管子外径 TUBE O.D.	O 形圈 O RING	尺 寸 DIMENSIONS A	C	S2
20411-12-04W	M12X1.5	6	04	6	O04.5X1.5	22.5	1.4	17
20411-14-04T	M14X1.5	6	04	8	O06.5X1.5	22.5	1.6	17
20411-14-06W	M14X1.5	10	06	8	O06.5X1.5	23	1.6	17
20411-16-04T	M16X1.5	6	04	10	O08.0X1.5	23	2	19
20411-16-05T	M16X1.5	8	05	10	O08.0X1.5	23	2	19
20411-16-06W	M16X1.5	10	06	10	O08.0X1.5	23	2	19
20411-18-05T	M18X1.5	8	05	12	O10.0X1.5	24.5	1.5	22
20411-18-06T	M18X1.5	10	06	12	O10.0X1.5	27.5	1.5	22
20411-18-08W	M18X1.5	12	08	12	O10.0X1.5	25	1.5	22
20411-22-05T	M22X1.5	8	05	15	O12.0X2.0	26.5	3	27
20411-22-06T	M22X1.5	10	06	15	O12.0X2.0	26.5	3	27
20411-22-08T	M22X1.5	12	08	15	O12.0X2.0	29	3	27
20411-26-10T	M26X1.5	16	10	18	O15.0X2.0	30	2	32
20411-26-12W	M26X1.5	20	12	18	O15.0X2.0	28	2	32
20411-30-10T	M30X2	16	10	22	O20.0X2.0	31	4	36
20411-30-12T	M30X2	20	12	22	O20.0X2.0	34	4	36
20411-36-12T	M36X2	20	12	28	O26.0X2.0	33	4	41
20411-36-14T	M36X2	22	14	28	O26.0X2.0	33	4	41
20411-36-16T	M36X2	25	16	28	O26.0X2.0	39.5	4	41
20411-36-20W	M36X2	32	20	28	O26.0X2.0	40	4	41
20411-45-16T	M45X2	25	16	35	O32.0X2.5	37	4	50
20411-45-20T	M45X2	32	20	35	O32.0X2.5	37.5	4	50
20411-52-20T	M52X2	32	20	42	O38.0X2.5	38.5	4	60
20411-52-24T	M52X2	38	24	42	O38.0X2.5	38.5	4	60

注：1.表中代号用于编织软管。 2.如需用于缠绕软管代号改为20412-xx-xx。
Note: 1.For use with braided hoses. 2.If use with spiral hoses, hose fitting series number is 20412-xx-xx.

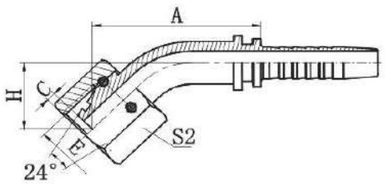

20441W

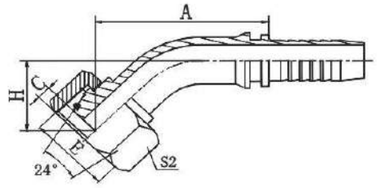

20441-T

45° 公制内螺纹24° 锥带O形圈轻系列

45° METRIC FEMALE 24° CONE O-RING L.T.DIN3865

代 号	螺 纹 E	胶 管 HOSE BORE		管子外径	O 形 圈	尺 寸 DIMENSIONS			
PART NO.	THREAD E	公称内径DN	标号 DASH	TUBE O.D.	O RING	A	C	H	S2
20441-12-04W	M12X1.5	6	4	6	O0.45X1.5	39.6	1.5	17.5	17
20441-14-04T	M14X1.5	6	4	8	O0.65X1.5	39.84	1.6	17.7	17
20441-14-06W	M14X1.5	10	6	8	O0.65X1.5	42.7	1.6	19.3	17
20441-16-04T	M16X1.5	6	04	10	O08.0X1.5	38.1	2	16.5	19
20441-16-05T	M16X1.5	8	05	10	O08.0X1.5	47.6	2	24.3	19
20441-18-05T	M18X1.5	8	05	12	O10.0X1.5	41.6	1.5	18.2	22
20441-18-06T	M18X1.5	10	06	12	O10.0X1.5	44.7	1.5	18.9	22
20441-18-08W	M18X1.5	12	08	12	O10.0X1.5	48.9	1.5	24.2	22
20441-22-06T	M22X1.5	10	06	15	O12.0X2.0	46.7	3	22.5	27
20441-22-08T	M22X1.5	12	08	15	O12.0X2.0	49.3	3	20.8	27
20441-22-10W	M22X1.5	16	10	15	O12.0X2.0	73.9	3	29.6	27
20441-26-08T	M26X1.5	12	08	18	O15.0X2.0	50.4	2	25	32
20441-26-10T	M26X1.5	16	10	18	O15.0X2.0	63.5	2	23.5	32
20441-26-12W	M26X1.5	20	12	18	O15.0X2.0	74.1	2	30.3	32
20441-30-10T	M30X2	16	10	22	O20.0X2.0	73.5	4	28.6	36
20441-30-12T	M30X2	20	12	22	O20.0X2.0	63.7	4	25.6	36
20441-36-12T	M36X2	20	12	28	O26.0X2.0	79.5	4.5	32.1	41
20441-36-16T	M36X2	25	16	28	O26.0X2.0	83.9	4.5	32.9	41
20441-45-16T	M45X2	25	16	35	O32.0X2.5	90.5	4	35	50
20441-45-20T	M45X2	32	20	35	O32.0X2.5	99.8	4	39.1	50
20441-52-20T	M52X2	32	20	42	O38.0X2.5	102	4	39.8	60
20441-52-24T	M52X2	38	24	42	O38.0X2.5	114.5	4	43.7	60

注：1.表中代号用于编织软管。 2.如需用于缠绕软管代号改为20442-xx-xx。

Note: 1.For use with braided hoses. 2.If use with spiral hoses, hose fitting series number is 20442-xx-xx.

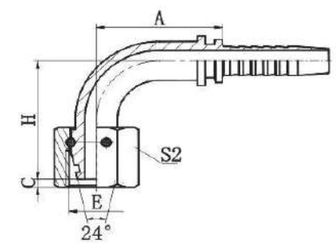

20491W

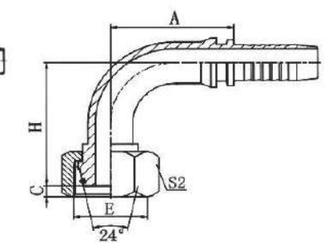

20491-T

90° 公制内螺纹24° 锥带O形圈轻系列

90° METRIC FEMALE 24° CONE O-RING L.T.ISO 12151-2——DIN 3865

代 号	螺 纹 E	胶 管 HOSE BORE		管子外径	O 形 圈	尺 寸 DIMENSIONS			
PART NO.	THREAD E	公称内径 DN	标号 DASH	TUBE O.D.	O RING	A	C	H	S2
20491-12-04W	M12X1.5	6	04	6	O04.5X1.5	30	1.4	37.6	17
20491-14-04T	M14X1.5	6	04	8	O06.5X1.5	38	1.6	39	17
20491-16-04T	M16X1.5	6	04	10	O08.0X1.5	30	2	31	19
20491-16-05T	M16X1.5	8	05	10	O08.0X1.5	33	2	44	19
20491-16-06W	M16X1.5	10	06	10	O08.0X1.5	35.3	2	38.8	19
20491-18-05T	M18X1.5	8	05	12	O10.0X1.5	33	1.5	36	22
20491-18-06T	M18X1.5	10	06	12	O10.0X1.5	37.8	1.5	43.3	22
20491-22-06T	M22X1.5	10	06	15	O12.0X2.0	35.3	3	43.8	27
20491-22-08T	M22X1.5	12	08	15	O12.0X2.0	43.5	3	48.5	27
20491-26-08T	M26X1.5	12	08	18	O15.0X2.0	41	2	51	32
20491-26-10T	M26X1.5	16	10	18	O15.0X2.0	58.2	2	54.9	32
20491-26-12W	M26X1.5	20	12	18	O15.0X2.0	60.5	2	59.5	32
20491-30-10T	M30X2	16	10	22	O20.0X2.0	56	4	56	36
20491-30-12T	M30X2	20	12	22	O20.0X2.0	57.5	4	62.5	36
20491-36-12T	M36X2	20	12	28	O26.0X2.0	65.5	4.5	66.5	41
20491-36-14T	M36X2	22	14	28	O26.0X2.0	71.2	4.5	67.5	41
20491-36-16T	M36X2	25	16	28	O26.0X2.0	76.5	4.5	72	41
20491-45-16T	M45X2	25	16	35	O32.0X2.5	76.7	4	75	50
20491-45-20T	M45X2	32	20	35	O32.0X2.5	91.5	4	86	50
20491-52-20T	M52X2	32	20	42	O38.0X2.5	93	4	87	60
20491-52-24T	M52X2	38	24	42	O38.0X2.5	109.4	4	100.5	60

注：1.表中代号用于编织软管。 2.如需用于缠绕软管代号改为20492-xx-xx。

Note: 1.For use with braided hoses. 2.If use with spiral hoses, hose fitting series number is 20492-xx-xx.

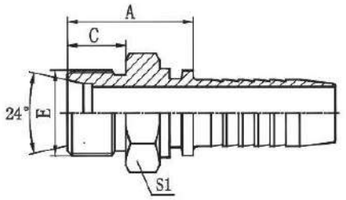

10511

公制外螺纹24° 内锥面重系列
METRIC MALE 24° CONE SEAT
H.T.DIN3853

代 号 PART NO.	螺 纹 E THREAD E	胶 管 HOSE BORE		管子外径 TUBE O.D.	尺 寸 DIMENSIONS		
		公称内径 DN	标号 DASH		A	C	S1
10511-14-04	M14X1.5	6	04	6	24.5	12	14
10511-16-04	M16X1.5	6	04	8	26.5	12	17
10511-18-04	M18X1.5	6	04	10	26.5	12	19
10511-20-05	M20X1.5	8	05	12	27	12	22
10511-20-06	M20X1.5	10	06	12	26.5	12	22
10511-22-05	M22X1.5	8	05	14	30.5	14	24
10511-22-06	M22X1.5	10	06	14	30.5	14	24
10511-22-08	M22X1.5	12	08	14	31	14	24
10511-24-08	M24X1.5	12	08	16	31.5	14	27
10511-30-10	M30X2	16	10	20	36	16	32
10511-30-12	M30X2	20	12	20	36	16	32
10511-36-12	M36X2	20	12	25	40.5	18	41
10511-36-16	M36X2	25	16	25	41.5	18	38
10511-42-16	M42X2	25	16	30	44	20	46
10511-42-20	M42X2	32	20	30	45	20	46
10511-52-20	M52X2	32	20	38	50	22	55

注：1.表中代号用于编织软管。 2.如需用于缠绕软管代号改为10512-xx-xx。
Note: 1.For use with braided hoses. 2.If use with spiral hoses, hose fitting series number is 10512-xx-xx

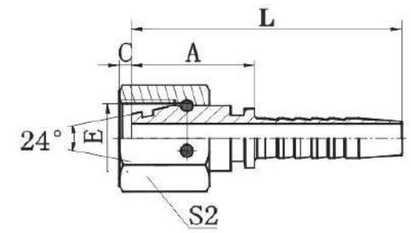

20511-W

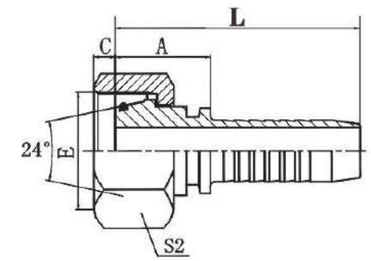

20511-T

公制内螺纹24° 锥带O形圈重系列
METRIC FEMALE 24° CONE O-RING H.T.DIN3865

代 号	螺 纹 E	胶 管 HOSE BORE		管子外径	O 形圈	尺 寸 DIMENSIONS		
PART NO.	THREAD E	公称内径DN	标号 DASH	TUBE O.D.	O RING	A	C	S2
20511-14-04T	M14X1.5	6	04	6	O04.5X1.5	23	1.1	17
20511-16-04T	M16X1.5	6	04	8	O06.5X1.5	24.5	1.5	19
20511-16-05T	M16X1.5	8	05	8	O06.5x1.5	23.5	1.5	19
20511-18-05T	M18X1.5	10	05	10	O08.0x1.5	25.5	1.5	22
20511-18-06T	M18X1.5	10	06	10	O08.0x1.5	27	1.5	22
20511-20-05T	M20X1.5	10	05	12	O10.0X1.5	26.5	2.5	24
20511-20-06T	M20X1.5	10	06	12	O10.0X1.5	26.5	2.5	24
20511-20-08W	M20X1.5	12	08	12	O10.0X1.5	25	2.5	24
20511-22-06T	M22X1.5	10	06	14	O11.0X2.0	26.5	2.5	27
20511-22-08T	M22X1.5	12	08	14	O11.0X2.0	29.5	2.5	27
20511-24-08T	M24X1.5	12	08	16	O13.0X2.0	27.5	3	30
20511-24-10W	M24X1.5	16	10	16	O13.0X2.0	26	3	30
20511-30-10T	M30X2	16	10	20	O16.3X2.4	33	2.5	36
20511-30-12T	M30X2	20	12	20	O16.3X2.4	34	2.5	36
20511-36-12T	M36X2	20	12	25	O20.3X2.4	35	3	46
20511-36-16T	M36X2	25	16	25	O20.3X2.4	36	3	46
20511-42-12T	M42X2	20	12	30	O25.3X2.4	37.5	4	50
20511-42-16T	M42X2	25	16	30	O25.3X2.4	38.5	4	50
20511-42-20T	M42X2	32	20	30	O25.3X2.4	34	4	50
20511-52-20T	M52X2	32	20	38	O33.3X2.4	41.5	9	60
20511-52-24T	M52X2	38	24	38	O33.3X2.4	41.5	9	60

注：1.表中代号用于编织软管。 2.如需用于缠绕软管代号改为20512-xx-xx。
Note: 1.For use with braided hoses. 2.If use with spiral hoses, hose fitting series number is 20512-xx-xx.

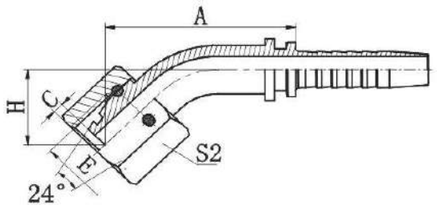

20541W

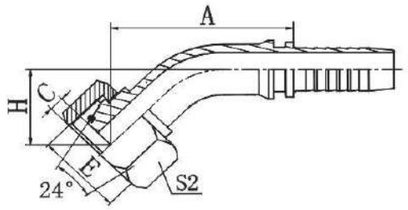

20541-T

45° 公制内螺纹24° 锥带O形圈重系列

45° METRIC FEMALE 24° CONE O-RING H.T.DIN3865

代 号	螺 纹 E	胶 管 HOSE BORE		管子外径	O 形圈	尺 寸 DIMENSIONS			
PART NO.	THREAD E	公称内径DN	标号 DASH	TUBE O.D.	O RING	A	C	H	S2
20541-14-04T	M16X1.5	6	04	6	O04.5X1.5	38.1	1.1	16	17
20541-16-04T	M16X1.5	6	04	8	O06.5X1.5	38.4	1.5	16.3	19
20541-16-05T	M16X1.5	8	05	8	O06.5X1.5	38.4	1.5	16.3	19
20541-18-04T	M18X1.5	6	04	10	O08.0X1.5	43.7	1.5	21.6	22
20541-18-06T	M18X1.5	10	06	10	O08.0X1.5	43.8	1.5	17.3	22
20541-20-06T	M20X1.5	10	06	12	O10.0X1.5	47.8	2.5	23.5	24
20541-20-08W	M20X1.5	12	08	12	O10.0X1.5	44.8	2.5	19	24
20541-22-06T	M22X1.5	10	06	14	O11.0X2.0	42	2.5	18	27
20541-22-08T	M22X1.5	12	08	14	O11.0X2.0	62	2.5	24.7	27
20541-24-08T	M24X1.5	12	08	16	O13.0X2.0	60.7	3	25.8	30
20541-24-10W	M24X1.5	16	10	16	O13.0X2.0	72.5	3	28.2	30
20541-30-10T	M30X2	16	10	20	O16.3X2.4	72.5	2.5	28.5	36
20541-30-12T	M30X2	20	12	20	O16.3X2.4	68	2.5	28.8	36
20541-36-12T	M36X2	20	12	25	O20.3X2.4	81.1	3	33	46
20541-36-16T	M36X2	25	16	25	O20.3X2.4	86.8	3	33.8	46
20541-42-16T	M42X2	25	16	30	O25.3X2.4	90.6	4	35.1	50
20541-52-20T	M52X2	32	20	38	O33.3X2.4	101.7	9	39.4	60
20541-52-24T	M52X2	38	24	38	O33.3X2.4	114.1	9	43.4	60

注：1.表中代号用于编织软管。 2.如需用于缠绕软管代号改为20542-xx-xx。

Note: 1.For use with braided hoses. 2.If use with spiral hoses, hose fitting series number is 20542-xx-xx。

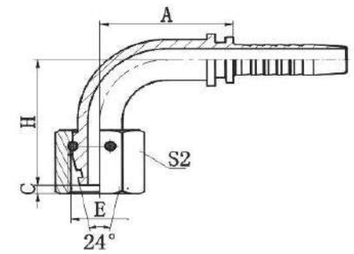

20591W

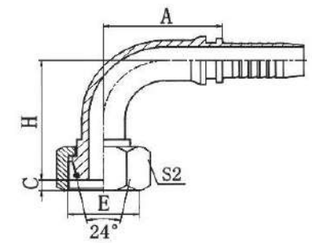

20591-T

90° 公制内螺纹24° 锥带O形圈重系列

90° METRIC FEMALE 24° CONE O-RING H.T.DIN3865

代 号	螺 纹 E	胶 管 HOSE BORE		管子外径	O 形圈	尺 寸 DIMENSIONS			
PART NO.	THREAD E	公称内径DN	标号 DASH	TUBE O.D.	O RING	A	C	H	S2
20591-14-04T	M14X1.5	6	04	6	O04.5X1.5	30	1.1	39	17
20591-16-04T	M16X1.5	6	04	8	O06.5X1.5	30	1.5	38	19
20591-16-05T	M16X1.5	6	05	8	O06.5X1.5	30	1.5	38	19
20591-18-05T	M18X1.5	8	05	10	O08.0X1.5	33	1.5	41.5	22
20591-18-06T	M18X1.5	10	06	10	O08.0X1.5	37.8	1.5	42.8	22
20591-20-05T	M20X1.5	10	05	12	O10.0X1.5	33	2.5	40	24
20591-20-06T	M20X1.5	10	06	12	O10.0X1.5	35.3	2.5	44.3	24
20591-22-06T	M22X1.5	10	06	14	O11.0X2.0	35.3	2.5	44.8	27
20591-22-08T	M22X1.5	12	08	14	O11.0X2.0	41.7	2.5	49	27
20591-24-08T	M24X1.5	12	08	16	O13.0X2.0	41	3	50.5	30
20591-24-10W	M24X1.5	16	10	16	O13.0X2.0	56	3	56.5	30
20591-30-10T	M30X2	16	10	20	O16.3X2.4	56	2.5	58	36
20591-30-12T	M30X2	20	12	20	O16.3X2.4	66.5	2.5	66.5	36
20591-36-12T	M36X2	20	12	25	O20.3X2.4	66.2	3	67.8	46
20591-36-16T	M36X2	25	16	25	O20.3X2.4	75.5	3	73.3	46
20591-42-16T	M42X2	25	16	30	O25.3X2.4	78	4	75.1	50
20591-42-20T	M42X2	32	20	30	O25.3X2.4	91.5	4	87.5	50
20591-52-20T	M52X2	32	20	38	O33.3X2.4	93	9	86.5	60
20591-52-24T	M52X2	38	24	38	O33.3X2.4	109.4	9	100	60

注：1.表中代号用于编织软管。 2.如需用于缠绕软管代号改为20592-xx-xx。

Note: 1.For use with braided hoses. 2.If use with spiral hoses, hose fitting series number is 20592-xx-xx.

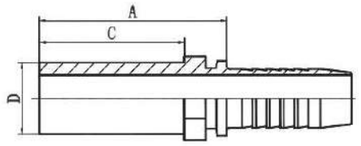

50011
卡套式直管
METRIC STANDPIPE STRAIGHT DIN 2353

代 号 PART NO.	管子外径 D TUBE O.D.	软 管 HOSE BORE 公称内径 DN	标号 DASH	尺 寸 DIMENSIONS A	C	备 注 NOTE
50011-06-03	6	5	03	28.5	22	轻系列
50011-06-04	6	6	04	29	22	
50011-10-05	10	8	05	31	23	
50011-10-06	10	10	06	32	23	
50011-12-06	12	10	06	33.5	23	
50011-12-08	12	12	08	33	23	
50011-15-06	15	10	06	35.5	25	
50011-15-08	15	12	08	35	25	
50011-18-08	18	12	08	40.5	26	
50011-18-10	18	16	10	41	26	
50011-22-10	22	16	10	43.5	28	
50011-22-12	22	20	12	44	28	
50011-22-16	22	25	16	46	28	
50011-28-16	28	25	16	47	30	
50011-35-20	35	32	20	56	36	
50011-42-24	42	38	24	62	40	
50011-08-04	8	6	04	31	24	重系列
50011-08-05	8	8	05	33	24	
50011-08-06	8	10	06	33	24	
50011-10-04	10	6	04	35	26	
50011-12-04	12	6	04	34.5	26	
50011-12-05	12	8	05	35.5	26	
50011-14-06	14	10	06	39.5	29	
50011-14-08	14	12	08	40	29	
50011-14-12	14	20	12	45.5	29	
50011-16-08	16	12	08	41	30	
50011-16-10	16	16	10	45.5	30	
50011-20-10	20	16	10	52	36	
50011-20-12	20	20	12	52.5	36	
50011-25-12	25	20	12	56	40	
50011-25-16	25	25	16	57	40	
50011-30-16	30	25	16	63	44	
50011-30-20	30	32	20	64	44	
50011-38-16	38	25	16	69	50	
50011-38-20	38	32	20	70	50	

注：1.表中代号用于编织软管。 2.如需用于缠绕软管代号改为50012-xx-xx。
Note: 1.For use with braided hoses. 2.If use with spiral hoses, hose fitting series number is 50012-xx-xx.

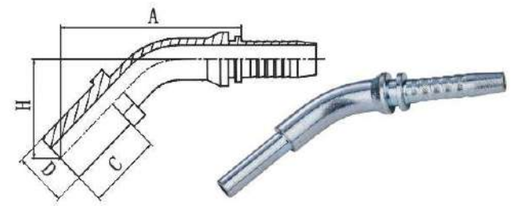

50041

45° 公制DIN2353卡套式直管
45° METRIC STANDPIPE STRAIGHT DIN 2353

代 号 PART NO.	管子外径 D TUBE O.D.	软 管 HOSE BORE 公称内径 DN	标号 DASH	尺 寸 DIMENSIONS A	C	H	备 注 NOTE
50041-06-03	6	5	03	47.8	22	27.5	轻系列
50041-06-04	6	6	04	52.2	22	30.1	
50041-08-05	8	8	05	55.7	24	32.4	
50041-08-06	8	10	06	57.9	24	33.1	
50041-10-05	10	8	05	54	23	30.6	
50041-10-06	10	10	06	56.1	23	31.3	
50041-12-06	12	10	06	58.5	23	34.5	
50041-12-08	12	12	08	72.4	23	37.4	
50041-15-06	15	10	06	59.3	25	34.5	
50041-15-08	15	12	08	70.6	25	35.7	
50041-18-08	18	12	08	73.4	26	38.5	
50041-18-10	18	16	10	84.6	26	39.8	
50041-22-10	22	16	10	87.1	28	42.3	
50041-22-12	22	20	12	93.3	28	45.9	
50041-22-16	22	25	16	100.9	28	46.7	
50041-28-16	28	25	16	103.7	30	49.5	
50041-35-20	35	32	20	118.5	36	57.8	
50041-08-04	8	6	04	53.6	24	31.5	重系列
50041-10-04	10	6	04	54	26	31.9	
50041-12-04	12	6	04	57.1	26	35.1	
50041-12-05	12	8	05	59.2	26	35.9	
50041-14-06	14	10	06	61.6	29	37.3	
50041-14-08	14	12	08	73.8	29	38.8	
50041-14-12	14	20	12	91.9	29	43.8	
50041-16-08	16	12	08	76.6	30	41.7	
50041-16-10	16	16	10	87.8	30	43	
50041-20-10	20	16	10	92.8	36	48	
50041-20-12	20	20	12	100.7	36	52.6	
50041-25-12	25	20	12	101.8	40	54.4	
50041-25-16	25	25	16	109.4	40	55.2	
50041-30-16	30	25	16	113.6	44	59.4	
50041-30-20	30	32	20	124.2	44	63.5	
50041-38-16	38	25	16	117.9	50	63.6	
50041-38-20	38	32	20	128.4	50	67.7	

注：1.表中代号用于编织软管。 2.如需用于缠绕软管代号改为50042-xx-xx。
Note: 1.For use with braided hoses. 2.If use with spiral hoses, hose fitting series number is 50042-xx-xx.

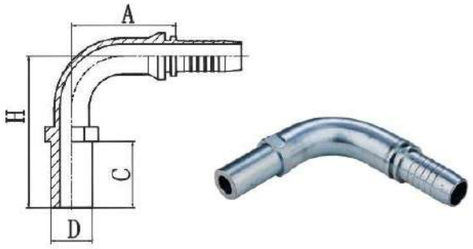

50091

90° 公制DIN2353卡套式直管
90° METRIC STANDPIPE STRAIGHT DIN 2353

代 号 PART NO.	管子外径 D TUBE O.D.	软 管 HOSE BORE 公称内径 DN	标号 DASH	尺 寸 DIMENSIONS A	C	H	备 注 NOTE
50091-06-03	6	05	03	26.5	22	45	轻系列
50091-06-04	6	6	04	30	22	48	
50091-08-05	8	8	05	34	24	55.5	
50091-08-06	8	10	06	35.8	24	57.8	
50091-10-05	10	8	05	34	23	53	
50091-10-06	10	10	06	35.3	23	55.3	
50091-12-06	12	10	06	35.3	23	59.8	
50091-12-08	12	12	08	41	23	67	
50091-15-06	15	10	06	35.8	25	59.8	
50091-15-08	15	12	08	41	25	65	
50091-18-08	18	12	08	41	26	68.5	
50091-18-10	18	16	10	56.5	26	73	
50091-22-10	22	16	10	56.5	28	76.5	
50091-22-12	22	20	12	65.5	28	86	
50091-22-16	22	25	16	76.7	28	91.5	
50091-28-16	28	25	16	76.7	30	95.5	
50091-35-20	35	32	20	91.5	36	112.5	
50091-08-04	8	6	04	30	24	52.5	重系列
50091-10-04	10	6	04	30	26	53	
50091-12-04	12	6	04	30	26	57.5	
50091-12-05	12	8	05	33	26	60.5	
50091-14-06	14	10	06	35.3	29	63.8	
50091-14-08	14	12	08	41	29	69	
50091-14-12	14	20	12	66.2	29	83	
50091-16-08	16	12	08	42	30	73	
50091-16-10	16	16	10	56.5	30	77.5	
50091-20-10	20	16	10	56.5	36	84.5	
50091-20-12	20	20	12	65.5	36	95.5	
50091-25-12	25	20	12	65.5	40	98	
50091-25-16	25	25	16	76.7	40	103.5	
50091-30-16	30	25	16	78	40	109.5	
50091-30-20	30	32	20	91.5	44	120.5	
50091-38-16	38	25	16	76.7	50	115.5	
50091-38-20	38	32	20	91.5	50	126.5	

注：1.表中代号用于编织软管。 2.如需用于缠绕软管代号改为 50092 -xx-xx。
Note: 1.For use with braided hoses. 2.If use with spiral hoses, hose fitting series number is 50092 -xx-xx.

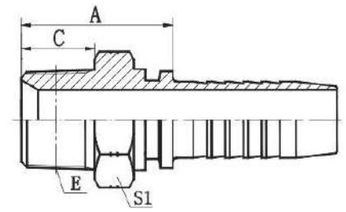

13011-SP

英锥管外螺纹
BSPT MALE

代 号 PART NO.	螺 纹 E THREAD E	软 管 HOSE BORE 公称内径 DN	标号 DASH	尺 寸 DIMENSIONS A	C	S1
13011-02-03SP	R1/8"X28	5	03	22	10	12
13011-02-04SP	R1/8"X28	6	04	22.5	10	12
13011-04-04SP	R1/4"X19	6	04	27	14.5	14
13011-04-05SP	R1/4"X19	8	05	25	15.4	14
13011-04-06SP	R1/4"X19	10	06	27	14.5	17
13011-06-04SP	R3/8"X19	6	04	27.5	15	17
13011-06-05SP	R3/8"X19	8	05	26.5	15	17
13011-06-06SP	R3/8"X19	10	06	27.5	15	17
13011-06-08SP	R3/8"X19	12	08	30	15	19
13011-08-06SP	R1/2"X14	10	06	34.5	20	22
13011-08-08SP	R1/2"X14	12	08	35	20	22
13011-08-10SP	R1/2"X14	16	10	38	20	22
13011-08-12SP	R1/2"X14	20	12	38	20	27
13011-12-08SP	R3/4"X14	12	08	37	20	27
13011-12-10SP	R3/4"X14	16	10	38	20	27
13011-12-12SP	R3/4"X14	20	12	38.5	20	27
13011-12-16SP	R3/4"X14	25	16	39.5	20	32
13011-16-12SP	R1"X11	20	12	44	25.5	36
13011-16-16SP	R1"X11	25	16	45	25.5	36
13011-20-20SP	R1.1/4"X11	32	20	49.5	26.5	46
13011-24-24SP	R1.1/2"X11	38	24	51.5	26.5	50
13011-32-24SP	R2"X11	38	24	57	30	65
13011-32-32SP	R2"X11	50	32	57	30	65

注：1.表中代号用于编织软管。 2.如需用于缠绕软管代号改为13012-xx-xxSP。
Note: 1.For use with braided hoses. 2.If use with spiral hoses, hose fitting series number is 13012-xx-xxSP.

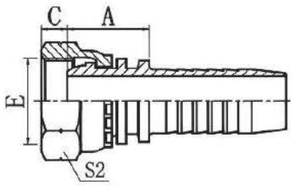

22111

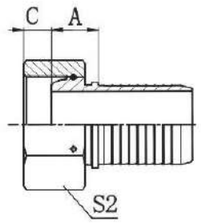

22111W

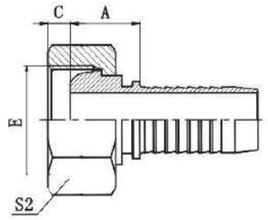

22111-T

英管内螺纹球面
BSPP FEMALE MULTISEAL

代 号 PART NO.	螺 纹 E THREAD E	软 管 HOSE BORE 公称内径 DN	标号 DASH	尺 寸 DIMENSIONS A	C	S2
22111-02-04	G1/8"X28	6	04	19	2	14
22111-04-03	G1/4"X19	5	03	19	4	19
22111-04-04	G1/4"X19	6	04	19.5	4	19
22111-06-05	G3/8"X19	8	05	20	5	22
22111-06-06	G3/8"X19	10	06	20.5	5	22
22111-06-08	G3/8"X19	12	08	21	5	22
22111-08-06T	G1/2"X14	10	06	22.5	6	27
22111-08-08	G1/2"X14	12	08	23	6	27
22111-08-10	G1/2"X14	16	10	24	6	27
22111-10-10	G5/8"X14	16	10	25	8	30
22111-10-12	G5/8"X14	20	12	25	8	30
22111-12-08T	G3/4"X14	12	08	25	9.5	32
22111-12-10	G3/4"X14	16	10	26	9.5	32
22111-12-12	G3/4"X14	20	12	26	9.5	32
22111-16-12T	G1"X11	20	12	26.5	11	41
22111-16-14	G1"X11	22	14	26.5	11	41
22111-16-16	G1"X11	25	16	28	11	41
22111-20-16T	G1.1/4"X11	25	16	27.5	11	50
22111-20-20W	G1.1/4"X11	32	20	31.5	10	50
22111-24-24W	G1.1/2"X11	38	24	37	11.5	55
22111-32-32W	G2"X11	50	32	34	15	70

注：1.表中代号用于编织软管。 2.如需用于缠绕软管代号改为22112-xx-xx。
Note: 1.For use with braided hoses. 2.If use with spiral hoses, hose fitting series number is 22112-xx-xx.

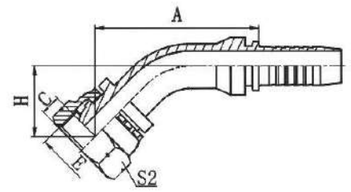

22141

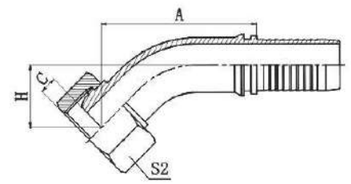

22141-T

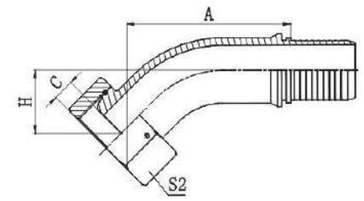

22141-W

45° 英管内螺纹球面
45° BSPP FEMALE MULTISEAL

代 号 PART NO.	螺 纹 E THREAD E	软 管 HOSE BORE 公称内径 DN	标号 DASH	尺 寸 DIMENSIONS A	C	H	S2
22141-02-04	G1/8"X28	6	04	43.7	2	21.6	14
22141-04-03	G1/4"X19	5	03	41.3	4	20.4	19
22141-04-04	G1/4"X19	6	04	43.7	4	21.6	19
22141-06-05	G3/8"X19	8	05	46.2	5	22.9	22
22141-06-06	G3/8"X19	10	06	48.1	5	23.9	22
22141-06-08	G3/8"X19	12	08	60.4	5	25.4	22
22141-08-04T	G1/2"X14	6	04	43.9	6	23.8	27
22141-08-06T	G1/2"X14	10	06	42.5	6	18.2	27
22141-08-08	G1/2"X14	12	08	61.8	6	26.8	27
22141-08-10	G1/2"X14	16	10	73	6	29	27
22141-10-10	G5/8"X14	16	10	73.7	8	28.9	30
22141-10-12	G5/8"X14	20	12	79.8	8	32.5	30
22141-12-08T	G3/4"X14	12	08	63.2	9.5	28.3	32
22141-12-10	G3/4"X14	16	10	70.4	9.5	29.6	32
22141-12-12	G3/4"X14	20	12	80.6	9.5	33.2	32
22141-16-12	G1"X11	20	12	81.6	11	33.5	41
22141-16-14	G1"X11	22	14	83.3	11	33	41
22141-16-16	G1"X11	25	16	89.2	11	35	41
22141-20-16T	G1.1/4"X11	25	16	91.4	9.1	37.1	50
22141-20-20W	G1.1/4"X11	32	20	102.9	10	41.2	50
22141-24-24W	G1.1/2"X11	38	24	119.8	11.5	49	55
22141-32-32W	G2"X11	50	32	137.4	15	53	70

注：1.表中代号用于编织软管。 2.如需用于缠绕软管代号改为22142-xx-xx。
Note: 1.For use with braided hoses. 2.If use with spiral hoses, hose fitting series number is 22142-xx-xx.

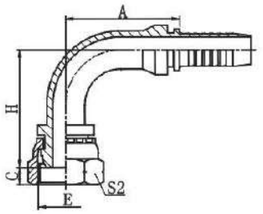

22191

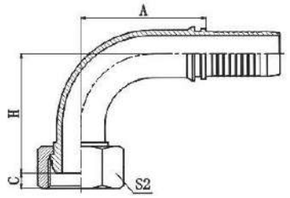

22191-T

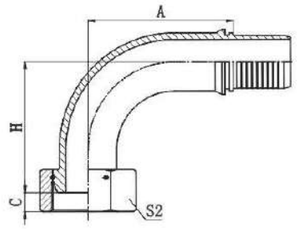

22191-W

90° 英管内螺纹球面
90° BSPP FEMALE MULTISEAL

代 号 PART NO.	螺 纹 E THREAD E	软 管 HOSE BORE 公称内径 DN	标号 DASH	尺 寸 DIMENSIONS A	C	H	S2
22191-02-04	G1/8"X28	6	04	30	2	38.5	14
22191-04-03	G1/4"X19	5	03	27	4	35	19
22191-04-04	G1/4"X19	6	04	30	4	38.5	19
22191-04-05	G1/4"X19	8	05	33	4	41.5	19
22191-06-05	G3/8"X19	8	05	33	5	42	22
22191-06-06	G3/8"X19	10	06	35.3	5	44.8	22
22191-06-08	G3/8"X19	12	08	41	5	50	22
22191-08-06T	G1/2"X14	10	06	35.3	6	46.8	27
22191-08-08	G1/2"X14	12	08	41	6	52	27
22191-08-10	G1/2"X14	16	10	56.5	6	58	27
22191-10-10	G5/8"X14	16	10	56.5	8	57.5	30
22191-10-12	G5/8"X14	20	12	65.4	8	67	30
22191-12-08T	G3/4"X14	12	08	41	9.5	52	32
22191-12-10	G3/4"X14	16	10	56.5	9.5	58.5	32
22191-12-12	G3/4"X14	20	12	65.5	9.5	68	32
22191-16-12T	G1"X11	20	12	66.2	11	68.5	41
22191-16-14	G1"X11	22	14	71.2	11	69.5	41
22191-16-16	G1"X11	25	16	76.7	11	75	41
22191-20-16T	G1.1/4"X11	25	16	76.7	10	78	50
22191-20-20W	G1.1/4"X11	32	20	92.3	10	85.3	50
22191-24-24W	G1.1/2"X11	38	24	109.4	11.5	108	55
22191-32-32W	G2"X11	50	32	133.1	15	123.8	70

注：1.表中代号用于编织软管。 2.如需用于缠绕软管代号改为22192-xx-xx。
Note: 1.For use with braided hoses. 2.If use with spiral hoses, hose fitting series number is 22192-xx-xx.

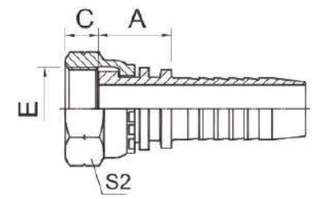

22211

英管内螺纹平面
BSP FEMALE FLAT SEAT

代 号 PART NO.	螺 纹 E THREAD E	软 管 HOSE BORE 公称内径 DN	标号 DASH	尺 寸 DIMENSIONS A	C	S2
22211-04-04	G1/4"X19	6	04	15.5	8	19
22211-04-06	G1/4"X19	10	06	15.5	8	19
22211-06-04	G3/8"X19	6	04	17	9	22
22211-06-05	G3/8"X19	8	05	17	9	22
22211-06-06	G3/8"X19	10	06	16.5	9	22
22211-06-08	G3/8"X19	12	08	17.5	9	22
22211-08-06T	G1/2"X14	10	06	18	10.5	27
22211-08-08	G1/2"X14	12	08	18.5	10.5	27
22211-10-08	G5/8"X14	12	08	20	12	30
22211-10-10	G5/8"X14	16	10	21	12	30
22211-12-08T	G3/4"X14	12	08	20.5	13.5	32
22211-12-10	G3/4"X14	16	10	21.5	13.5	32
22211-12-12	G3/4"X14	20	12	21.5	13.5	32
22211-16-12T	G1"X11	20	12	21.5	15.5	41
22211-16-16	G1"X11	25	16	23	15.5	41
22211-20-20W	G1.1/4"X11	32	20	26	15.5	50
22211-24-24W	G1.1/2"X11	38	24	27.5	17.5	55
22211-32-32W	G2"X11	50	32	30.5	23	70

注：1.表中代号用于编织软管。 2.如需用于缠绕软管代号改为22212-xx-xx。
Note: 1.For use with braided hoses. 2.If use with spiral hoses, hose fitting series number is 22212-xx-xx.

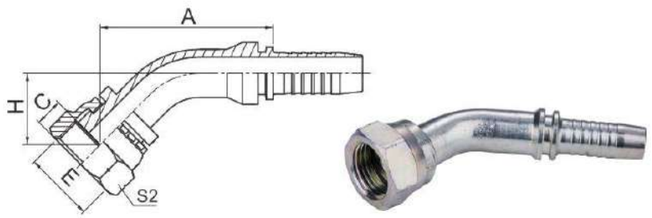

22241

45° 英管内螺纹平面
45° BSP FEMALEF FLAT SEAT

代 号 PART NO.	螺 纹 E THREAD E	软 管 HOSE BORE 公称内径 DN	标号 DASH	尺 寸 DIMENSIONS A	C	H	S2
22241-04-04	G1/4"X19	6	04	40.9	8	18.8	19
22211-06-06	G3/8"X19	10	06	45.3	9	21	22
22241-08-08	G1/2"X14	12	08	58.9	10.5	24	27
22241-12-12	G3/4"X14	20	12	77.4	13.5	30	32
22241-16-16	G1"X11	25	16	82.7	15.5	31.5	41
22241-20-20W	G1.1/4"X11	32	20	97.3	15.5	36.6	50
22241-24-24W	G1.1/2"X11	38	24	113	17.5	42.3	55
22241-32-32W	G2"X11	50	32	134	23	51	70

注：1.表中代号用于编织软管。 2.如需用于缠绕软管代号改为 22242-xx-xx。
Note: 1.For use with braided hoses. 2.If use with spiral hoses, hose fitting series number is 22242-xx-xx.

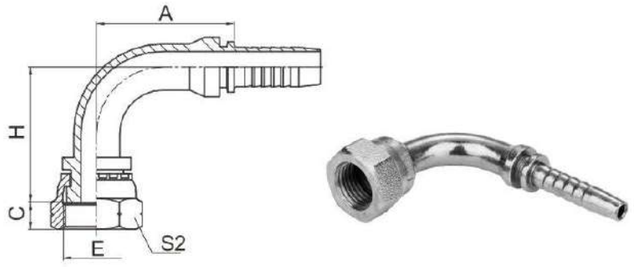

22291

90° 英管内螺纹平面
90° BSP FEMALEF FLAT SEAT

代 号 PART NO.	螺 纹 E THREAD E	软 管 HOSE BORE 公称内径 DN	标号 DASH	尺 寸 DIMENSIONS A	C	H	S2
22291-04-04	G1/4"X19	6	04	30	8	34.5	19
22291-06-06	G3/8"X19	10	06	35.3	9	41.3	22
22290-08-08	G1/2"X14	12	08	41	10.5	48	27
22291-12-12	G3/4"X14	20	12	65.5	13.5	63.5	32
22291-16-16	G1"X11	25	16	76.7	15.5	70	41
22291-20-20W	G1.1/4"X11	32	20	91.5	15.5	82.5	50
22291-24-24W	G1.1/2"X11	38	24	109.4	17.5	98.5	55
22241-32-32W	G2"X1	50	32	131.7	23	121.7	70

注：1.表中代号用于编织软管。 2.如需用于缠绕软管代号改为 22292-xx-xx。
Note: 1.For use with braided hoses. 2.If use with spiral hoses, hose fitting series number is 22292-xx-xx.

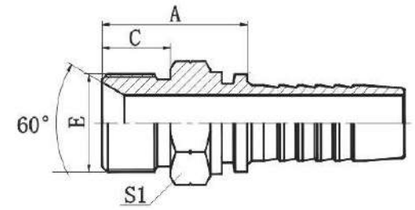

12611

英管外螺纹60° 内锥面
BSPP MALE 60° CONE SEAT

代 号 PART NO.	螺 纹 E THREAD E	软 管 HOSE BORE 公称内径 DN	标号 DASH	尺 寸 DIMENSIONS A	C	S1
12611-02-03	G1/8"X28	5	03	22	10	12
12611-04-04	G1/4"X19	6	04	24.5	12	14
12611-06-05	G3/8"X19	8	05	26	13.5	17
12611-06-06	G3/8"X19	10	06	27.5	13.5	17
12611-06-08	G3/8"X19	12	08	26.5	13.5	19
12611-08-06	G1/2"X14	10	06	30.5	16	22
12611-08-08	G1/2"X14	12	08	31	16	22
12611-10-08	G5/8"X14	12	08	32.5	17.5	24
12611-10-10	G5/8"X14	16	10	33.5	17.5	24
12611-12-08	G3/4"X14	12	08	35.5	18.5	27
12611-12-10	G3/4"X14	16	10	37	18.5	27
12611-12-12	G3/4"X14	20	12	36.5	18.5	27
12611-16-12	G1"X11	20	12	40.5	20.5	36
12611-16-16	G1"X11	25	16	41.5	20.5	36
12611-20-16	G1.1/4"X11	25	16	43.5	20.5	46
12611-20-20	G1.1/4"X11	32	20	44.5	20.5	46
12611-24-20	G1.1/2"X11	32	20	49	23	50
12611-24-24	G1.1/2"X11	38	24	46	23	50
12611-32-32	G2"X11	50	32	53.5	25.5	65

注：1.表中代号用于编织软管。 2.如需用于缠绕软管代号改为12612-xx-xx。
Note: 1.For use with braided hoses. 2.If use with spiral hoses, hose fitting series number is 12612-xx-xx.

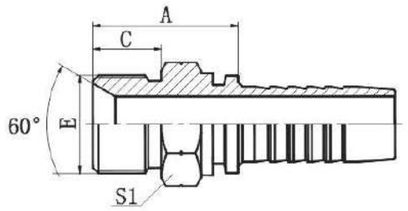

12611A

英管外螺纹60° 内锥面或六角端面用组合垫密封的双用接头

BSPP MALE DOUBLE USE FOR 60° CONE SEAT OR BONDED SEAL

代 号 PART NO.	螺 纹 E THREAD E	胶 管 HOSE BORE		尺 寸 DIMENSIONS		
		公称内径 DN	标号 DASH	A	C	S1
12611A-02-03	G1/8"X28	5	03	22	10	14
12611A-04-04	G1/4"X19	6	04	24.5	12	19
12611A-04-05	G1/4"X19	8	05	24.5	12	19
12611A-06-05	G3/8"X19	8	05	26	13.5	22
12611A-06-06	G3/8"X19	10	06	28	13.5	22
12611A-06-08	G3/8"X19	12	08	28.5	13.5	22
12611A-08-06	G1/2"X14	10	06	33	16	27
12611A-08-08	G1/2"X14	12	08	33.5	16	27
12611A-08-10	G1/2"X14	16	10	32	16	27
12611A-10-08	G5/8"X14	12	08	35	17.5	30
12611A-10-10	G5/8"X14	16	10	36	17.5	30
12611A-12-08	G3/4"X14	12	08	37	18.5	32
12611A-12-10	G3/4"X14	16	10	37.5	18.5	32
12611A-12-12	G3/4"X14	20	12	37.5	18.5	32
12611A-16-12	G1"X11	20	12	42.5	20.5	41
12611A-16-16	G1"X11	25	16	43.5	20.5	41
12611A-20-16	G1.1/4"X11	25	16	45.5	20.5	50
12611A-20-20	G1.1/4"X11	32	20	46.5	20.5	50
12611A-24-24	G1.1/2"X11	38	24	49	23	55
12611A-32-32	G2"X11	50	32	54.5	25.5	70

注：1.表中代号用于编织软管。 2.如需用于缠绕软管代号改为12612A-xx-xx。
Note: 1.For use with braided hoses. 2.If use with spiral hoses, hose fitting series number is 12612A-xx-xx.

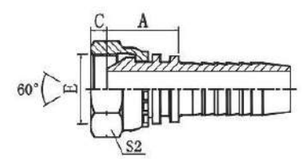

22611

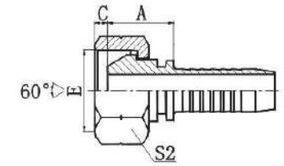

22611-T

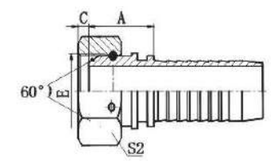

22611-W

英管内螺纹60° 外锥面

BSPP FEMALE 60° CONE

代 号 PART NO.	螺 纹 E THREAD E	软 管 HOSE BORE		尺 寸 DIMENSIONS		
		公称内径 DN	标号 DASH	A	C	S2
22611-02-03	G1/8"X28	5	03	15	5.5	14
22611-02-04	G1/8"X28	6	04	15	5.5	14
22611-04-03	G1/4"X19	5	03	17	5.5	19
22611-04-04	G1/4"X19	6	04	18	5.5	19
22611-04-05	G1/4"X19	8	05	18	5.5	19
22611-04-06	G1/4"X19	10	06	18	5.5	19
22611-06-04	G3/8"X19	6	04	19	6.3	22
22611-06-05	G3/8"X19	8	05	19	6.3	22
22611-06-06	G3/8"X19	10	06	19.5	6.3	22
22611-06-08	G3/8"X19	12	08	19.5	6.3	22
22611-08-06T	G1/2"X14	10	06	21	7.5	27
22611-08-08	G1/2"X14	12	08	21.5	7.5	27
22611-10-08	G5/8"X14	12	08	22	9.5	30
22611-10-10	G5/8"X14	16	10	23.5	9.5	30
22611-12-08T	G3/4"X14	12	08	20	10.9	32
22611-12-10	G3/4"X14	16	10	24	10.9	32
22611-12-12	G3/4"X14	20	12	24	10.9	32
22611-16-12T	G1"X11	20	12	23	11.7	41
22611-16-14	G1"X11	22	14	26	11.7	41
22611-16-16	G1"X11	25	16	27	11.7	41
22611-20-16T	G1.1/4"X11	25	16	27.5	11	50
22611-20-20W	G1.1/4"X11	32	20	30.5	11	50
22611-24-20T	G1.1/2"X11	32	20	32	13	55
22611-24-24W	G1.1/2"X11	38	24	32	13	55
22611-32-24T	G2"X11	38	24	30	16	70
22611-32-32W	G2"X11	50	32	31.9	16	70

注：1.表中代号用于编织软管。 2.如需用于缠绕软管代号改为22612-xx-xx。
Note: 1.For use with braided hoses. 2.If use with spiral hoses, hose fitting series number is 22612-xx-xx.

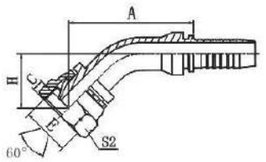

22641

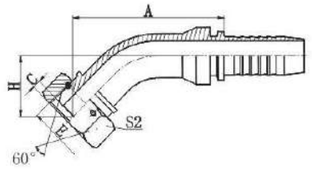

22641-W

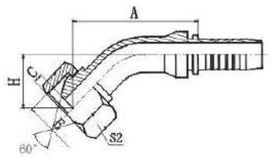

22641-T

45° 英管内螺纹60° 外锥面
45° BSPP FEMALE 60° CONE

代 号 PART NO.	螺 纹 E THREAD E	软 管 HOSE BORE 公称内径 DN	标号 DASH	尺 寸 DIMENSIONS A	C	H	S2
22641-04-04	G1/4"X19	6	04	42.3	5.5	20.2	19
22641-06-04	G3/8"X19	6	04	43.2	6.3	21	22
22641-06-05	G3/8"X19	8	05	45.3	6.3	22	22
22641-06-06	G3/8"X19	10	06	46.9	6.3	22.6	22
22641-08-06T	G1/2"X14	10	06	48.1	7.5	23.9	27
22641-08-08	G1/2"X14	12	08	53.1	7.5	26.1	27
22641-10-08	G5/8"X14	12	08	61.4	9.5	26.5	30
22641-10-10	G5/8"X14	16	10	72.6	9.5	27.8	30
22641-12-08T	G3/4"X14	12	08	61.8	10.9	26.9	32
22641-12-10	G3/4"X14	16	10	73	10.9	28.2	32
22641-12-12	G3/4"X14	20	12	70.6	10.9	31.8	32
22641-16-12T	G1"X11	20	12	80.8	11.7	33.4	41
22641-16-16	G1"X11	25	16	88.4	11.7	34.2	41
22641-20-16T	G1.1/4"X11	25	16	85.3	11	31.1	50
22641-20-20W	G1.1/4"X11	32	20	98.8	11	38	50
22641-24-24W	G1.1/2"X11	38	24	116.8	13	45.5	55
22641-32-32W	G2"X11	50	32	135.7	16	52.7	70

注：1.表中代号用于编织软管。 2.如需用于缠绕软管代号改为22642-xx-xx。
Note: 1.For use with braided hoses. 2.If use with spiral hoses, hose fitting series number is 22642-xx-xx.

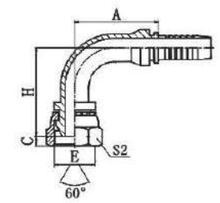

22691

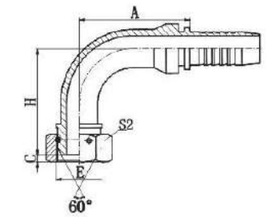

22691-W

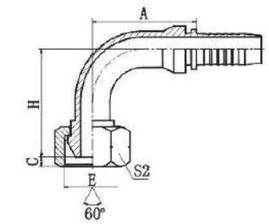

22691-T

90° 英管内螺纹60° 外锥面
90° BSPP FEMALE 60° CONE

代 号 PART NO.	螺 纹 E THREAD E	软 管 HOSE BORE 公称内径 DN	标号 DASH	尺 寸 DIMENSIONS A	C	H	S2
22691-02-03	G1/8"X28	5	03	26.5	5.5	31.5	14
22691-02-04	G1/8"X28	6	04	30	5.5	34.5	14
22691-04-03	G1/4"X19	5	03	26.5	5.5	33.5	19
22691-04-04	G1/4"X19	6	04	30	5.5	36.5	19
22691-04-05	G1/4"X19	8	05	33	5.5	39.5	19
22691-04-06	G1/4"X19	10	06	30	5.5	36.5	19
22691-06-04	G3/8"X19	6	04	30	6.3	37.7	22
22691-06-05	G3/8"X19	8	05	33	6.3	40.7	22
22691-06-06	G3/8"X19	10	06	35.3	6.3	43	22
22691-08-06T	G1/2"X14	10	06	35.3	7	43.3	27
22691-08-08	G1/2"X14	12	08	41	7.5	51	27
22691-08-10	G1/2"X14	16	10	56.5	7.5	55.5	27
22691-10-08	G5/8"X14	12	08	41	9.5	51.5	30
22691-10-10	G5/8"X14	16	10	56.5	9.5	56	30
22691-12-08T	G3/4"X14	12	08	41	10.9	48.6	32
22691-12-10	G3/4"X14	16	10	56.5	10.9	56.6	32
22691-12-12	G3/4"X14	20	12	64.9	10.9	66.1	32
22691-16-12T	G1"X11	20	12	65.5	11.7	63.8	41
22691-16-14	G1"X11	22	14	71.2	11.7	69.3	41
22691-16-16	G1"X11	25	16	76.7	11.7	73.8	41
22691-20-16T	G1.1/4"X11	25	16	78	11	69.5	50
22691-20-20W	G1.1/4"X11	32	20	91.5	11	84.3	50
22691-24-24W	G1.1/2"X11	38	24	109.4	13	103	55
22691-32-32W	G2"X11	50	32	131.8	16	123.3	70

注：1.表中代号用于编织软管。 2.如需用于缠绕软管代号改为22692-xx-xx。
Note: 1.For use with braided hoses. 2.If use with spiral hoses, hose fitting series number is 22692-xx-xx.

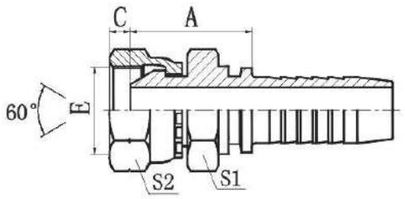

22611D

英管内螺纹60° 外锥面双六角
BSPP FEMALE 60°
CONE DOUBLE HEXAGON

代 号 PART NO.	螺 纹 E THREAD E	软 管 HOSE BORE 公称内径 DN	标号 DASH	尺 寸 DIMENSIONS A	C	S1	S2
22611D-04-04	G1/4"X19	6	04	23.5	5.5	19	19
22611D-06-06	G3/8"X19	10	06	26.5	6.3	22	22
22611D-08-08	G1/2"X14	12	08	31	7.5	27	27
22611D-10-08	G5/8"X14	12	08	32	9.5	30	30
22611D-10-10	G5/8"X14	16	10	31.5	9.5	30	30
22611D-12-08	G3/4"X14	12	08	33	10.9	32	32
22611D-12-12	G3/4"X14	20	12	34	10.9	32	32
22611D-16-16	G1"X11	25	16	35.5	11.7	41	41
22611D-20-20	G1.1/4"X11	32	20	43.5	11	50	50

注：1.表中代号用于编织软管。 2.如需用于缠绕软管代号改为22612D-xx-xx。
Note: 1.For use with braided hoses. 2.If use with spiral hoses, hose fitting series number is 22612D-xx-xx.

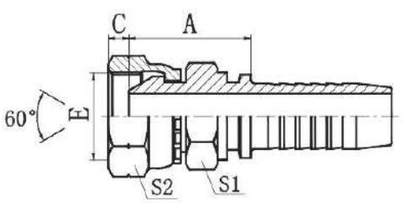

22611D-SM

英管内螺纹60° 外锥面双六角
BSPP FEMALE 60°
CONE DOUBLE HEXAGON

代 号 PART NO.	螺 纹 E THREAD E	软 管 HOSE BORE 公称内径 DN	标号 DASH	尺 寸 DIMENSIONS A	C	S1	S2
22611D-04-04SM	G1/4"X19	6	04	23	5.5	14	19
22611D-06-06SM	G3/8"X19	10	06	25	6.3	17	22
22611D-08-08SM	G1/2"X14	12	08	28.5	7.5	22	27
22611D-10-08SM	G5/8"X14	12	08	30	9.5	22	30
22611D-12-08SM	G3/4"X14	12	08	32.1	10.9	27	32
22611D-12-12SM	G3/4"X14	20	12	32.5	10.9	27	32
22611D-16-16SM	G1"X11	25	16	36.3	11.7	32	41
22611D-20-20SM	G1.1/4"X11	32	20	41.5	11	41	50

注：1表中代号用于编织软管。 2如需用于缠绕软管代号改为 22612D-xx-xxSM。
Note: 1.For use with braided hoses. 2.If use with spiral hoses, hose fitting series number is 22612D-xx-xxSM.

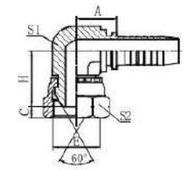

22691K

90° 英管短身内螺纹60° 外锥面
90° BSP COMPACT FEMALE 60° CONE

代 号 PART NO.	螺 纹 E THREAD E	软 管 HOSE BORE 公称内径 DN	标号 DASH	尺 寸 DIMENSIONS A	C	H	S1	S2
22691K-04-04	G1/4"X19	6	04	17.5	5.5	18.5	11	19
22691K-06-04	G3/8"X19	6	04	20	6.3	23	16	22
22691K-06-05	G3/8"X19	8	05	20	6.3	23	16	22
22691K-06-06	G3/8"X19	10	06	20	6.3	24	16	22
22691K-08-06	G1/2"X14	10	06	23	7.5	26.5	19	27
22691K-08-08	G1/2"X14	12	08	23.5	7.5	28.5	19	27
22691K-10-10	G5/8"X14	16	10	25	9.5	29.2	22	30
22691K-12-12	G3/4"X14	20	12	27.5	10.9	33	27	32
22691K-16-16	G1"X11	25	16	32.5	11.7	38.1	33	41

注：1.表中代号用于编织软管。 2.如需用于缠绕软管代号改为22692K-xx-xx。
Note: 1.For use with braided hoses. 2.If use with spiral hoses, hose fitting series number is 22692K-xx-xx.

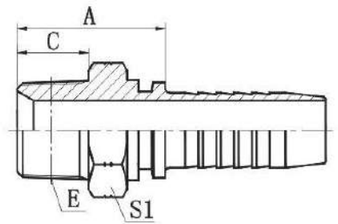

15611

布锥管外螺纹
NPT MALE

代 号 PART NO.	螺 纹 E THREAD E	软 管 HOSE BORE 公称内径 DN	标号 DASH	尺 寸 DIMENSIONS A	C	S1
15611-02-03	Z1/8"X27	5	03	22.5	10.5	12
15611-02-04	Z1/8"X27	6	04	22.5	10.5	12
15611-04-03	Z1/4"X18	5	03	27.5	15	17
15611-04-04	Z1/4"X18	6	04	28	15	17
15611-04-05	Z1/4"X18	8	05	28	15	17
15611-04-06	Z1/4"X18	10	06	27	15	17
15611-06-04	Z3/8"X18	6	04	28	16	19
15611-06-05	Z3/8"X18	8	05	28	16	19
15611-06-06	Z3/8"X18	10	06	30	16	19
15611-06-08	Z3/8"X18	12	08	30.5	16	19
15611-08-06	Z1/2"X14	10	06	34.5	19.5	22
15611-08-08	Z1/2"X14	12	08	34.5	19.5	22
15611-08-10	Z1/2"X14	16	10	36	19.5	22
15611-12-08	Z3/4"X14	12	08	37.5	19.5	27
15611-12-10	Z3/4"X14	16	10	38	19.5	27
15611-12-12	Z3/4"X14	20	12	38.5	19.5	27
15611-12-16	Z3/4"X14	25	16	39.5	19.5	32
15611-16-10	Z1"X11.5	16	10	45	25.5	36
15611-16-12	Z1"X11.5	20	12	45	25.5	36
15611-16-16	Z1"X11.5	25	16	44.5	25.5	36
15611-20-16	Z1.1/4"X11.5	25	16	49.5	26.5	46
15611-20-20	Z1.1/4"X11.5	32	20	50.5	26.5	46
15611-24-24	Z1.1/2"X11.5	38	24	51	27.5	50
15611-32-32	Z2"X11.5	50	32	55	27.5	65

注：1.表中代号用于编织软管。 2.如需用于缠绕软管代号改为15612-xx-xx。
Note: 1.For use with braided hoses. 2.If use with spiral hoses, hose fitting series number is 15612-xx-xx.

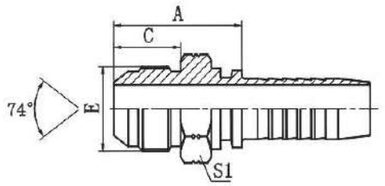

16711

美制JIC外螺纹74° 外锥面
JIC MALE 74° CONE

代 号 PART NO.	螺 纹 E THREAD E	软 管 HOSE BORE 公称内径 DN	标号 DASH	尺 寸 DIMENSIONS A	C	S1
16711-04-03	7/16"X20	5	03	26	14	12
16711-04-04	7/16"X20	6	04	26.5	14	12
16711-05-04	1/2"X20	6	04	26.5	14	14
16711-05-05	1/2"X20	8	05	26.5	14	14
16711-05-06	1/2"X20	10	06	26.5	14	17
16711-06-04	9/16"X18	6	04	26.5	14.1	17
16711-06-05	9/16"X18	8	05	26.5	14.1	17
16711-06-06	9/16"X18	10	06	26.5	14.1	17
16711-08-06	3/4"X16	10	06	31.5	16.7	22
16711-08-08	3/4"X16	12	08	32	16.7	22
16711-10-06	7/8"X14	10	06	33.5	19.3	24
16711-10-08	7/8"X14	12	08	34	19.3	24
16711-10-10	7/8"X14	16	10	35.5	19.3	24
16711-12-08	1.1/16"X12	12	08	39	21.9	30
16711-12-10	1.1/16"X12	16	10	40	21.9	30
16711-12-12	1.1/16"X12	20	12	40	21.9	30
16711-12-16	1.1/16"X12	25	16	41	21.9	30
16711-14-10	1.3/16"X12	16	10	41.5	22.6	32
16711-14-12	1.3/16"X12	20	12	40.6	22.6	32
16711-16-12	1.5/16"X12	20	12	42.5	23.1	36
16711-16-16	1.5/16"X12	25	16	43.5	23.1	36
16711-20-16	1.5/8"X12	25	16	46.5	24.3	46
16711-20-20	1.5/8"X12	32	20	47.5	24.3	46
16711-24-20	1.7/8"X12	32	20	53	27.5	50
16711-24-24	1.7/8"X12	38	24	53	27.5	50
16711-32-32	2.1/2"X12	50	32	62	33.9	65

注：1.表中代号用于编织软管。 2.如需用于缠绕软管代号改为16712-xx-xx。
Note: 1.For use with braided hoses. 2.If use with spiral hoses, hose fitting series number is 16712-xx-xx.

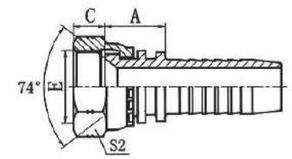

26711

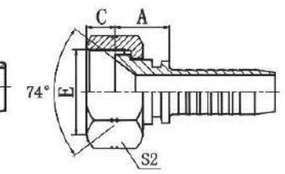

26711-T

美制JIC内螺纹74° 内锥面
JIC FEMALE 74° CONE SEAT
SAE J514

代 号 PART NO.	螺 纹 E THREAD E	软 管 HOSE BORE 公称内径 DN	标号 DASH	尺 寸 DIMENSIONS A	C	S2
26711-04-03	7/16"X20	5	03	14.5	9	15
26711-04-04	7/16"X20	6	04	15	9	15
26711-05-04	1/2"X20	6	04	15.5	9.5	17
26711-05-05	1/2"X20	8	05	15.5	9.5	17
26711-05-06	1/2"X20	10	06	15.5	9.5	17
26711-06-04	9/16"X18	6	04	15.5	10.5	19
26711-06-05	9/16"X18	8	05	15.5	10.5	19
26711-06-06	9/16"X18	10	06	15.5	10.5	19
26711-06-08	9/16"X18	12	08	16	10.5	19
26711-08-06	3/4"X16	10	06	17.5	11	24
26711-08-08	3/4"X16	12	08	18.5	11	24
26711-08-10	3/4"X16	16	10	19.5	11	24
26711-10-08	7/8"X14	12	08	19	13	27
26711-10-10	7/8"X14	16	10	19.5	13	27
26711-10-12	7/8"X14	20	12	20	13	27
26711-12-08T	1.1/16"X12	12	08	19	15	32
26711-12-10	1.1/16"X12	16	10	21.5	15	32
26711-12-12	1.1/16"X12	20	12	21.5	15	32
26711-12-16	1.1/16"X12	25	16	23	15	32
26711-14-12	1.3/16"X12	20	12	21.5	15	36
26711-16-12T	1.5/16"X12	20	12	18.5	16	41
26711-16-16	1.5/16"X12	25	16	23	16	41
26711-16-20	1.5/16"X12	32	20	24	16	41
26711-20-16T	1.5/8"X12	25	16	23	17	50
26711-20-20W	1.5/8"X12	32	20	26	17	50
26711-24-20W	1.7/8"X12	32	20	26.5	20	55
26711-24-24W	1.7/8"X12	38	24	26.5	20	55
26711-32-24T	2.1/2"X12	38	24	27	23.5	75
26711-32-32T	2.1/2"X12	50	32	27	23.5	75

注：1.表中代号用于编织软管。 2.如需用于缠绕软管代号改为26712-xx-xx。
Note: 1.For use with braided hoses. 2.If use with spiral hoses, hose fitting series number is 26712-xx-xx.

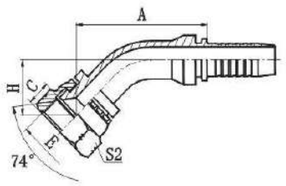

26741

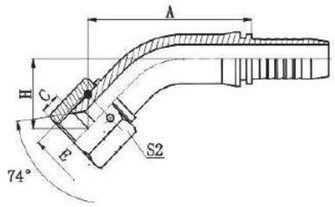

26741W

45° 美制JIC内螺纹74° 内锥面
45° JIC FEMALE 74° CONE SEAT
SAE J514

代 号 PART NO.	螺 纹 E THREAD E	软 管 HOSE BORE 公称内径 DN	标号 DASH	尺 寸 DIMENSIONS A	C	H	S2
26741-04-03	7/16"X20	5	03	37.6	9	17.2	15
26741-04-04	7/16"X20	6	04	40.2	9	18.1	15
26741-05-04	1/2"X20	6	04	40.5	9.5	18.5	17
26741-05-05	1/2"X20	8	05	42.7	9.5	19.3	17
26741-05-06	1/2"X20	10	06	44.6	9.5	20.3	17
26741-06-04	9/16"X18	6	04	40.5	10.5	18.5	19
26741-06-05	9/16"X18	8	05	42.7	10.5	19.3	19
26741-06-06	9/16"X18	10	06	44.3	10.5	20	19
26741-06-08	9/16"X18	12	08	56.8	10.5	21.9	19
26741-08-06	3/4"X16	10	06	45.7	11	21.4	24
26741-08-08	3/4"X16	12	08	57.9	11	22.9	24
26741-10-08	7/8"X14	12	08	58.9	13	24	27
26741-10-10	7/8"X14	16	10	70.1	13	25.3	27
26741-10-12	7/8"X14	20	12	77	13	28.9	27
26741-12-08	1.1/16"X12	12	08	60	15	25	32
26741-12-10	1.1/16"X12	16	10	71.2	15	26.4	32
26741-12-12	1.1/16"X12	20	12	77.4	15	30	32
26741-12-16	1.1/16"X12	25	16	85.3	15	31	32
26741-14-12	1.3/16"X12	20	12	77.4	15	30	36
26741-16-12	1.5/16"X12	20	12	77.4	16	30	41
26741-16-16	1.5/16"X12	25	16	85.7	16	31.5	41
26741-16-20	1.5/16"X12	32	20	96.3	16	35.5	41
26741-20-20W	1.5/8"X12	32	20	96.6	17	35.9	50
26741-24-20W	1.7/8"X12	32	20	100.8	20	40.1	55
26741-24-24W	1.7/8"X12	38	24	114.8	20	44.1	55
26741-32-32W	2.1/2"X12	50	32	135.9	23.5	51.6	75

注：1.表中代号用于编织软管。 2.如需用于缠绕软管代号改为26742-xx-xx。
Note: 1.For use with braided hoses. 2.If use with spiral hoses, hose fitting series number is 267422-xx-xx.

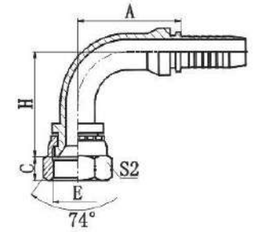

26791

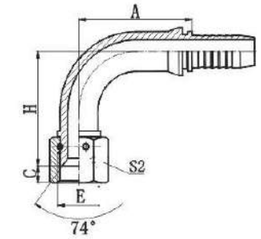

26791W

90° 美制JIC内螺纹74° 内锥面
90° JIC FEMALE 74° CONE SEAT
SAE J514

代 号 PART NO.	螺 纹 E THREAD E	软 管 HOSE BORE 公称内径 DN	标号 DASH	尺 寸 DIMENSIONS A	C	H	S2
26791-04-03	7/16"X20	5	03	26.5	9	30.5	15
26791-04-04	7/16"X20	6	04	30	9	33.5	15
26791-05-04	1/2"X20	6	04	30	9.5	34	17
26791-05-05	1/2"X20	8	05	33	9.5	37	17
26791-05-06	1/2"X20	10	06	35.3	9.5	39.3	17
26791-06-04	9/16"X18	6	04	30	10.5	34	19
26791-06-05	9/16"X18	8	05	33	10.5	37	19
26791-06-06	9/16"X18	10	06	35.3	10.5	39.3	19
26791-06-08	9/16"X18	12	08	41	10.5	45.5	19
26791-08-06	3/4"X16	10	06	35.3	11	41.3	24
26791-08-08	3/4"X16	12	08	41	11	47.5	24
26791-08-10	3/4"X16	16	10	56.5	11	51.5	24
26791-10-08	7/8"X14	12	08	41	13	48	27
26791-10-10	7/8"X14	16	10	56.5	13	52.5	27
26791-10-12	7/8"X14	20	12	67	13	64	27
26791-12-08	1.1/16"X12	12	08	41	15	49.5	32
26791-12-10	1.1/16"X12	16	10	56	15	54	32
26791-12-12	1.1/16"X12	20	12	65.5	15	63.5	32
26791-12-16	1.1/16"X12	25	16	76.7	15	70	32
26791-14-12	1.3/16"X12	20	12	65.5	15	63.5	36
26791-16-12	1.5/16"X12	20	12	65.5	16	63.5	41
26791-16-16	1.5/16"X12	25	16	76.7	16	70	41
26791-16-20	1.5/16"X12	32	20	91.5	16	81	41
26791-20-20W	1.5/8"X12	32	20	91.5	17	80.5	50
26791-24-20W	1.7/8"X12	32	20	91.5	20	79.5	55
26791-24-24W	1.7/8"X12	38	24	109.4	20	94	55
26791-32-32W	2.1/2"X12	50	32	133.1	23.5	121.8	75

注：1.表中代号用于编织软管。 2.如需用于缠绕软管代号改为26792-xx-xx。
Note: 1.For use with braided hoses. 2.If use with spiral hoses, hose fitting series number is 26792-xx-xx.

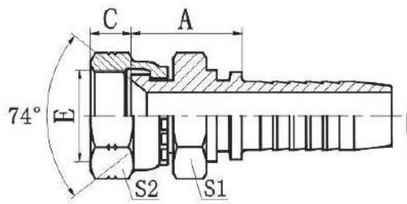

26711D

美制JIC内螺纹74° 内锥面双六角

JIC FEMALE 74° CONE SEAT DOUBLE HEXAGON SAE J514

代 号 PART NO.	螺 纹 E THREAD E	软 管 HOSE BORE		尺 寸 DIMENSIONS			
		公称内径 DN	标号 DASH	A	C	S1	S2
26711D-04-04	7/16"X20	6	04	23.5		19	15
26711D-05-04	1/2"X20	6	04	20.5	9.5	17	17
26711D-06-04	9/16"X18	6	04	21	10.5	19	19
26711D-06-06	9/16"X18	10	06	21	10.5	19	19
26711D-08-06	3/4"X16	10	06	25	11	24	24
26711D-08-08	3/4"X16	12	08	24.5	11	24	24
26711D-08-10	3/4"X16	16	10	25.5	11	24	24
26711D-10-08	7/8"X14	12	08	28	13	27	27
26711D-10-10	7/8"X14	16	10	29	13	27	27
26711D-12-12	1.1/16"X12	20	12	31.5	15	32	32
26711D-16-12	1.5/16"X12	20	12	33.5	16	41	41
26711D-16-16	1.5/16"X12	25	16	34.5	16	41	41
26711D-16-20	1.5/16"X12	32	20	36.5	16	41	41
26711D-20-20W	1.5/8"X12	32	20	39	17	50	50

注：1.表中代号用于编织软管。 2.如需用于缠绕软管代号改为26712D-xx-xx。
Note: 1.For use with braided hoses. 2.If use with spiral hoses, hose fitting series number is 26712D-xx-xx.

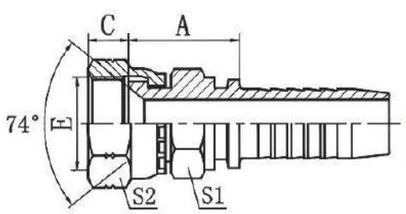

26711D-SM

美制JIC内螺纹74° 内锥面双六角

JIC FEMALE 74° CONE SEAT DOUBLE HEXAGON SAE J514

代 号 PART NO.	螺 纹 E THREAD E	软 管 HOSE BORE		尺 寸 DIMENSIONS			
		公称内径 DN	标号 DASH	A	C	S1	S2
26711D-04-04SM	7/16"X20	6	04	20	9	12	15
26711D-05-04SM	1/2"X20	6	04	20.5	9.5	12	17
26711D-06-04SM	9/16"X18	6	04	21	10.5	14	19
26711D-06-06SM	9/16"X18	10	06	21	10.5	17	19
26711D-08-06SM	3/4"X16	10	06	23	11	19	24
26711D-08-08SM	3/4"X16	12	08	24.5	11	19	24
26711D-08-10SM	3/4"X16	16	10	25.5	11	22	24
26711D-10-08SM	7/8"X14	12	08	24	13	22	27
26711D-10-10SM	7/8"X14	16	10	27	13	22	27
26711D-12-12SM	1.1/16"X12	20	12	31.5	15	27	32
26711D-16-12SM	1.5/16"X12	20	12	31.5	16	32	41
26711D-16-16SM	1.5/16"X12	25	16	33	16	32	41
26711D-20-20SMW	1.5/8"X12	32	20	37	17	41	50

注：1.表中代号用于编织软管。 2.如需用于缠绕软管代号改为26712D-xx-xxSM。
Note: 1.For use with braided hoses. 2.If use with spiral hoses, hose fitting series number is 26712D-xx-xxSM.

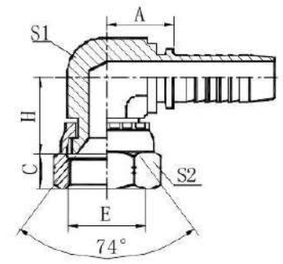

26791K

90° 美制短身JIC内螺纹74° 内锥面

90° JIC COMPACT FEMALE 74° CONE SEAT

代 号 PART NO.	螺 纹 E THREAD E	软 管 HOSE BORE		尺 寸 DIMENSIONS				
		公称内径 DN	标号 DASH	A	C	H	S1	S2
26791K-04-04	7/16"X20	6	04	17.5	9	18	11	15
26791K-06-04	9/16"X18	6	04	19	10.5	21	14	19
26791K-06-06	9/16"X18	10	06	20	10.5	21	16	19
26791K-08-06	3/4"X16	10	06	23	11	25	19	24
26791K-08-08	3/4"X16	12	08	23.5	11	25	22	24
26791K-10-08	7/8"X14	12	08	23.5	13	27.5	22	27
26791K-10-10	7/8"X14	16	10	25	13	27.5	22	27
26791K-12-12	1.1/16"X12	20	12	27.5	15	30	27	32
26791K-16-16	1.5/16"X12	25	16	43	16	34.3	33	41

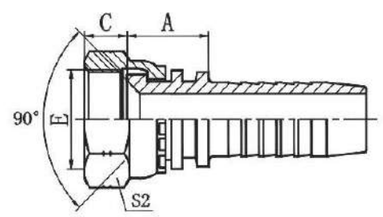

27811

美制SAE内螺纹90° 内锥面

SAE FEMALE 90° CONE SEAT SAE J513

代 号 PART NO.	螺 纹 E THREAD E	软 管 HOSE BORE		尺 寸 DIMENSIONS		
		公称内径 DN	标号 DASH	A	C	S2
27811-04-03	7/16"X20	5	03	14	9	15
27811-04-04	7/16"X20	6	04	15	9	15
27811-05-05	1/2"X20	8	05	15.5	9.5	17
27811-06-04	5/8"X18	6	04	17	11.3	22
27811-06-05	5/8"X18	8	05	17	11.3	22
27811-06-06	5/8"X18	10	06	17	11.3	22
27811-08-08	3/4"X16	12	08	18	11	24
27811-10-08	7/8"X14	12	08	18.5	13	27
27811-10-10	7/8"X14	16	10	20	13	27
27811-12-12	1.1/16"X14	20	12	21.5	14.3	32

注：1.表中代号用于编织软管。 2.如需用于缠绕软管代号改为27812-xx-xx。
Note: 1.For use with braided hoses. 2.If use with spiral hoses, hose fitting series number is 27812-xx-xx.

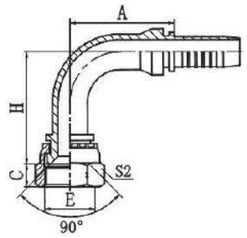

27891

90° 美制SAE内螺纹90° 内锥面

90° SAE FEMALE 90° CONE SEAT

SAE J513

代 号 PART NO.	螺 纹 E THREAD E	软 管 HOSE BORE		尺 寸 DIMENSIONS			
		公称内径 DN	标号 DASH	A	C	H	S2
27891-04-03	7/16"X20	5	03	26.5	9	30.5	15
27891-06-04	5/8"X18	6	04	30	11.3	36	22
27891-06-05	5/8"X18	8	05	33	11.3	39	22
27891-06-06	5/8"X18	10	06	35.3	11.3	41.3	22
27891-10-08	7/8"X14	12	08	41	13	47	27
27891-10-10	7/8"X14	16	10	56.5	13	51.5	27
27891-12-12	1.1/16"X14	20	12	65.5	14.3	63.5	32

注：1.表中代号用于编织软管。 2.如需用于缠绕软管代号改为27892-xx-xx。
Note: 1.For use with braided hoses. 2.If use with spiral hoses, hose fitting series number is 27892-xx-xx.

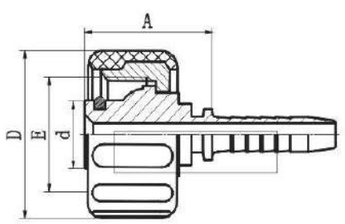

20011-T

公制内螺纹高压水管接头

METRIC FEMALE WATERWASH INSERTS

代 号 PART NO.	螺 纹 E THREAD E	软 管 HOSE BORE		O 形圈 O RING	尺 寸 DIMENSIONS		
		公称内径 DN	标号 DASH		A	d	D
20011-22-04T	M22X1.5	6	04	O10.0X2.0	25	14	34.5
20011-22-05T	M22X1.5	8	05	O10.0X2.0	32.7	14	34.5
20011-22-06T	M22X1.5	10	06	O10.0X2.0	28	14	34.5

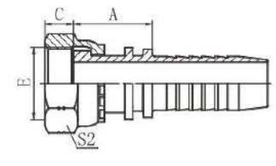

24211

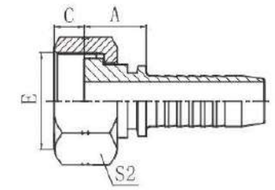

24211-T

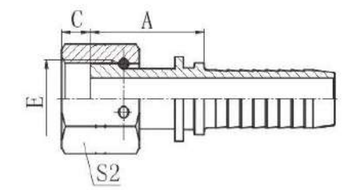

24211W

美制ORFS内螺纹平面

ORFS FEMALE FLAT SEAT ISO 12151-1——SAE J516

代 号 PART NO.	螺 纹 E THREAD E	软 管 HOSE BORE		尺 寸 DIMENSIONS		
		公称内径 DN	标号 DASH	A	C	S2
24211-04-04	9/16"X18	6	04	22.5	8.5	19
24211-04-05	9/16"X18	8	05	22.5	8.5	19
24211-04-06	9/16"X18	10	06	22.5	8.5	19
24211-06-04T	11/16"X16	6	04	23.5	10	22
24211-06-05T	11/16"X16	8	05	23.5	10	22
24211-06-06	11/16"X16	10	06	25.5	10	22
24211-06-08	11/16"X16	12	08	26	10	22
24211-08-05T	13/16"X16	8	05	25	11	27
24211-08-06T	13/16"X16	10	06	25	11	27
24211-08-08	13/16"X16	12	08	28	11	27
24211-08-10	13/16"X16	16	10	29	11	27
24211-10-08T	1"X14	12	08	29.5	13.5	30
24211-10-10	1"X14	16	10	33.5	13.5	30
24211-10-12	1"X14	20	12	33.5	13.5	30
24211-12-08T	1.3/16"X12	12	08	30.5	15	36
24211-12-10T	1.3/16"X12	16	10	31.5	15	36
24211-12-12	1.3/16"X12	20	12	35	15	36
24211-12-16	1.3/16"X12	25	16	36	15	36
24211-16-12T	1.7/16"X12	20	12	35	14.8	41
24211-16-14T	1.7/16"X12	22	14	34	14.8	41
24211-16-16T	1.7/16"X12	25	16	35	14.8	41
24211-16-20	1.7/16"X12	32	20	39.5	14.8	41
24211-20-16T	1.11/16"X12	25	16	35	15	50
24211-20-20W	1.11/16"X12	32	20	39.5	15	50
24211-20-24W	1.11/16"X12	38	24	39.5	15	50
24211-24-20T	2"X12	32	20	36	14.8	60
24211-24-24T	2"X12	38	24	36	14.8	60

注：1.表中代号用于编织软管。 2.如需用于缠绕软管代号改为24212-xx-xx。
Note: 1.For use with braided hoses. 2.If use with spiral hoses, hose fitting series number is 24212-xx-xx.

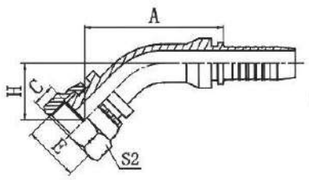

24241

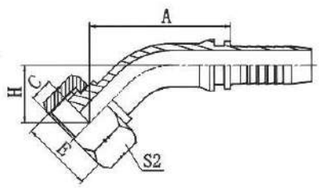

24241-T

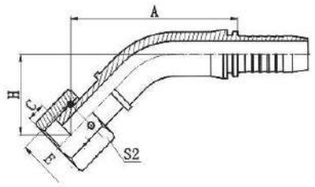

24241-W

45° 美制ORFS内螺纹平面

45° ORFS FEMALE FLAT SEAT ISO 12151-1——SAE J516

代 号 PART NO.	螺 纹 E THREAD E	软 管 HOSE BORE		尺 寸 DIMENSIONS			
		公称内径 DN	标号 DASH	A	H	C	S2
24241-04-04	9/16"X18	6	04	45.5	23.4	8.5	19
24241-04-05	9/16"X18	8	05	47.6	24.3	8.5	19
24241-04-06	9/16"X18	10	06	49.2	24.9	8.5	19
24241-06-04T	11/16"X16	6	04	39.5	17.4	10	22
24241-06-05T	11/16"X16	8	05	42.3	19	10	22
24241-06-06	11/16"X16	10	06	51.7	27.4	10	22
24241-06-08	11/16"X16	12	08	63.9	29	10	22
24241-08-06T	13/16"X16	10	06	44.6	20.3	11	27
24241-08-08	13/16"X16	12	08	65.3	30.4	11	27
24241-08-10	13/16"X16	16	10	76.5	31.7	11	27
24241-10-08T	1"X14	12	08	58.2	23.3	13.5	30
24241-10-10	1"X14	16	10	79.7	34.9	13.5	30
24241-10-12	1"X14	20	12	86.5	38.4	13.5	30
24241-12-08T	1.3/16"X12	12	08	58.2	23.3	15	36
24241-12-10T	1.3/16"X12	16	10	69.4	24.6	15	36
24241-12-12	1.3/16"X12	20	12	87.6	39.5	15	36
24241-12-16	1.3/16"X12	25	16	95.3	41	15	36
24241-16-12T	1.7/16"X12	20	12	74	29.6	14.8	41
24241-16-14T	1.7/16"X12	22	14	78.7	28.5	14.8	41
24241-16-16T	1.7/16"X12	25	16	84.1	29.7	14.8	41
24241-16-20	1.7/16"X12	32	20	103.8	46.1	14.8	41
24241-20-16T	1.11/16"X12	25	16	80.9	32.7	15	50
24241-20-20W	1.11/16"X12	32	20	111.2	49	15	50
24241-20-24W	1.11/16"X12	38	24	123.6	52.9	15	50
24241-24-20T	2"X12	32	20	94.5	33.8	14.8	60
24241-24-24T	2"X12	38	24	108.5	37.7	14.8	60

注：1.表中代号用于编织软管。 2.如需用于缠绕软管代号改为24242-xx-xx。
Note: 1.For use with braided hoses. 2.If use with spiral hoses, hose fitting series number is 24242-xx-xx.

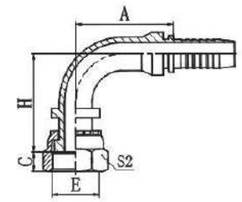

24291

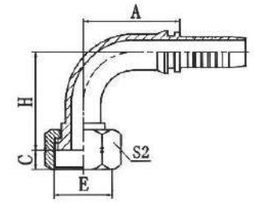

24291-T

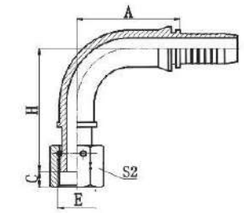

24291W

90° 美制ORFS内螺纹平面

90° ORFS FEMALE FLAT SEAT ISO 12151-1——SAE J516

代 号 PART NO.	螺 纹 E THREAD E	软 管 HOSE BORE		尺 寸 DIMENSIONS			
		公称内径 DN	标号 DASH	A	H	C	S2
24291-04-04	9/16"X18	6	04	30	41	8.5	19
24291-04-05	9/16"X18	8	05	33	44	8.5	19
24291-04-06	9/16"X18	10	06	35.3	46.3	8.5	19
24291-06-05T	11/16"X16	8	05	33	37.5	10	22
24291-06-06	11/16"X16	10	06	35.3	49.8	10	22
24291-06-08	11/16"X16	12	08	41	55	10	22
24291-08-06T	13/16"X16	10	06	35.3	39.8	11	27
24291-08-08	13/16"X16	12	08	41	57	11	27
24291-08-10	13/16"X16	16	10	56.5	61.5	11	27
24291-10-08T	1"X14	12	08	41	46	13.5	30
24291-10-10	1"X14	16	10	56.5	66	13.5	30
24291-10-12	1"X14	20	12	65.5	75.5	13.5	30
24291-12-10T	1.3/16"X12	16	10	56.5	51.5	15	36
24291-12-12	1.3/16"X12	20	12	65.5	77	15	36
24291-12-16	1.3/16"X12	25	16	76.7	83.5	15	36
24291-16-12T	1.7/16"X12	20	12	65.5	63	14.8	41
24291-16-14T	1.7/16"X12	22	14	71.2	63	14.8	41
24291-16-16T	1.7/16"X12	25	16	73	59	14.8	41
24291-16-20	1.7/16"X12	32	20	91.5	96	14.8	41
24291-20-16T	1.11/16"X12	25	16	76.7	67.5	15	50
24291-20-20W	1.11/16"X12	32	20	93	85	15	50
24291-20-24W	1.11/16"X12	38	24	109.4	113.5	15	50
24291-24-20T	2"X12	32	20	91.5	78.5	14.8	60
24291-24-24T	2"X12	38	24	109.4	92	14.8	60

注：1.表中代号用于编织软管。 2.如需用于缠绕软管代号改为24292-xx-xx。
Note: 1.For use with braided hoses. 2.If use with spiral hoses, hose fitting series number is 24292-xx-xx.

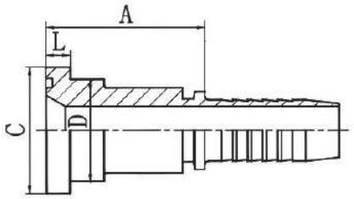

87311

SAE 法兰 3000 PSI

SAE FLANGE 3000 PSI

ISO12151-3-SAE J516

代 号 PART NO.	法兰型号 FLANGE SIZE	软 管 HOSE BORE 公称内径 DN	标号 DASH	尺 寸 DIMENSIONS A	C	D	L
87311-08-08	1/2"	12	08	46	30.2	24	6.73
87311-12-08	3/4"	12	08	47	38.1	31.7	6.73
87311-12-10	3/4"	16	10	47.5	38.1	31.7	6.73
87311-12-12	3/4"	20	12	48	38.1	31.7	6.73
87311-12-16	3/4"	25	16	49	38.1	31.7	6.73
87311-16-12	1"	20	12	51	44.4	37.5	8
87311-16-16	1"	25	16	52	44.4	37.5	8
87311-16-20	1"	32	20	53	44.4	37.5	8
87311-20-16	1.1/4"	25	16	57	50.8	42.5	8
87311-20-20	1.1/4"	32	20	58	50.8	42.5	8
87311-24-20	1.1/2"	32	20	68	60.3	49.5	8
87311-24-24	1.1/2"	38	24	68	60.3	49.5	8
87311-32-24	2"	38	24	70	71.4	61.5	9.53
87311-32-32	2"	50	32	70	71.4	61.5	9.53
87311-40-40	2.1/2"	64	40	76	84.1	73.5	9.53

注：1.表中代号用于编织软管。 2.如需用于缠绕软管代号改为87312-xx-xx。
Note: 1.For use with braided hoses. 2.If use with spiral hoses, hose fitting series number is 87312-xx-xx.

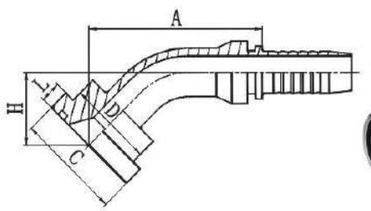

87341

45° SAE 法兰3000 PSI

45° SAE FLANGE 3000 PSI

ISO12151-3-SAE J516

代 号 PART NO.	法兰型号 FLANGE SIZE	软 管 HOSE BORE 公称内径 DN	标号 DASH	尺 寸 DIMENSIONS A	C	D	H	L
87341-08-08	1/2"	12	08	58.2	30.2	23.5	23.3	6.73
87341-12-08	3/4"	12	08	58.9	38.1	31	24	6.73
87341-12-10	3/4"	16	10	69.6	38.1	31	25.3	6.73
87341-12-12	3/4"	20	12	76.3	38.1	31	28.9	6.73
87341-16-12	1"	20	12	77	44.4	37.5	28.9	8
87341-16-16	1"	25	16	83.9	44.4	37.5	29.7	8
87341-16-20	1"	32	20	94.5	44.4	37.5	33.8	8
87341-20-16	1.1/4"	25	16	85.2	50.8	42.5	29.7	8
87341-20-20	1.1/4"	32	20	94.5	50.8	42.5	33.8	8
87341-24-20	1.1/2"	32	20	95.9	60.3	49.5	35.2	8
87341-24-24	1.1/2"	38	24	110	60.3	49.5	39.1	8
87341-32-24	2"	38	24	110	71.4	61.5	39.1	9.53
87341-32-32	2"	50	32	129	71.4	61.5	46.3	9.53

注：1.表中代号用于编织软管。 2.如需用于缠绕软管代号改为87342-xx-xx。
Note: 1.For use with braided hoses. 2.If use with spiral hoses, hose fitting series number is 87342-xx-xx.

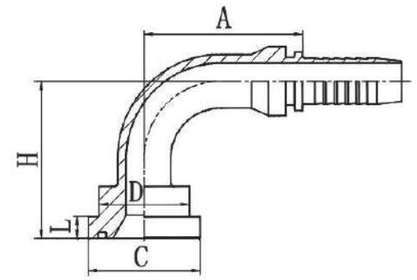

87391

90° SAE 法兰3000 PSI

90° SAE FLANGE 3000 PSI

ISO12151-3-SAE J516

代 号 PART NO.	法兰型号 FLANGE SIZE	软 管 HOSE BORE 公称内径 DN	标号 DASH	尺 寸 DIMENSIONS A	C	D	H	L
87391-08-08	1/2"	12	08	41	30.2	23.5	47	6.73
87391-12-08	3/4"	12	08	41	38.1	31	48	6.73
87391-12-10	3/4"	16	10	56.5	38.1	31	52.5	6.73
87391-12-12	3/4"	20	12	66.2	38.1	31	62	6.73
87391-12-16	3/4"	25	16	76.7	38.1	31	67.5	6.73
87391-16-12	1"	20	12	65.5	44.4	37.5	62	8
87391-16-16	1"	25	16	76.7	44.4	37.5	67.5	8
87391-16-20	1"	32	20	91.5	44.4	37.5	78.5	8
87391-20-16	1.1/4"	25	16	76.7	50.8	42.5	67.5	8
87391-20-20	1.1/4"	32	20	91.5	50.8	42.5	78.5	8
87391-20-24	1.1/4"	38	24	107	50.8	42.5	78.5	8
87391-24-20	1.1/2"	32	20	91.5	60.3	49.5	80.5	8
87391-24-24	1.1/2"	38	24	109.4	60.3	49.5	94	8
87391-32-24	2"	38	24	109.4	71.4	61.5	94	9.53
87391-32-32	2"	50	32	131.8	71.4	61.5	114.3	9.53
87391-40-32	2.1/2"	50	32	131.8	84.1	73.5	116.3	9.53

注：1.表中代号用于编织软管。 2.如需用于缠绕软管代号改为87392-xx-xx。
Note: 1.For use with braided hoses. 2.If use with spiral hoses, hose fitting series number is 87392-xx-xx.

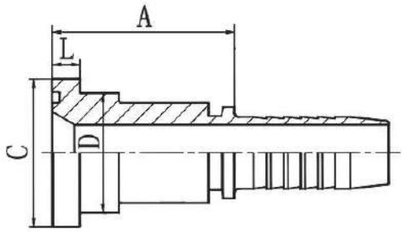

87611

SAE 法兰 6000 PSI
SAE FLANGE 6000 PSI
ISO 12151-3——SAE J516

代 号 PART NO.	法兰型号 FLANGE SIZE	软 管 HOSE BORE 公称内径 DN	标号 DASH	尺 寸 DIMENSIONS A	C	D	L
87611-08-08	1/2"	12	08	47	31.7	23.5	7.75
87611-12-10	3/4"	16	10	51	41.3	31.5	8.76
87611-12-12	3/4"	20	12	51	41.3	31.5	8.76
87611-16-12	1"	20	12	56	47.6	37.5	9.53
87611-16-16	1"	25	16	57	47.6	37.5	9.53
87611-16-20	1"	32	20	61	47.6	37.5	9.53
87611-20-16	1.1/4"	25	16	65	54	43.5	10.29
87611-20-20	1.1/4"	32	20	66	54	43.5	10.29
87611-24-20	1.1/2"	32	20	75	63.5	50.5	12.57
87611-24-24	1.1/2"	38	24	75	63.5	50.5	12.57
87611-32-24	2"	38	24	85	79.4	66.5	12.57
87611-32-32	2"	50	32	85	79.4	66.5	12.57

注：1.表中代号用于编织软管。 2.如需用于缠绕软管代号改为87612-xx-xx。
Note: 1.For use with braided hoses. 2.If use with spiral hoses, hose fitting series number is 87612-xx-xx.

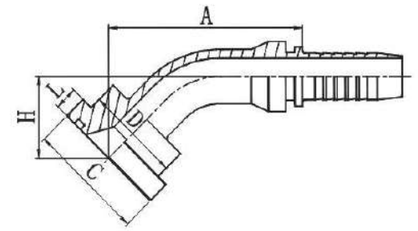

87641

45° SAE 法兰6000 PSI
45° SAE FLANGE 6000 PSI
ISO 12151-3——SAE J516

代 号 PART NO.	法兰型号 FLANGE SIZE	软 管 HOSE BORE 公称内径 DN	标号 DASH	尺 寸 DIMENSIONS A	C	D	H	L
87641-08-08	1/2"	12	08	58.9	31.7	23.5	24	7.75
87641-08-12	1/2"	20	12	74.9	31.7	23.5	27.5	7.75
87641-12-10	3/4"	16	10	72.5	41.3	31.5	28.2	8.76
87641-12-12	3/4"	20	12	79.2	41.3	31.5	31.8	8.76
87641-16-16	1"	25	16	90.2	47.6	37.5	34.7	9.53
87641-20-20	1.1/4"	32	20	103.8	54	43.5	41.5	10.29
87641-24-20	1.1/2"	32	20	105.8	63.5	50.5	45.1	12.57
87641-24-24	1.1/2"	38	24	116.2	63.5	50.5	45.5	12.57
87641-32-24	2"	38	24	125.4	79.4	66.5	54.7	12.57
87641-32-32	2"	50	32	135.7	79.4	66.5	52.7	12.57

注：1.表中代号用于编织软管。 2.如需用于缠绕软管代号改为87642-xx-xx。
Note: 1.For use with braided hoses. 2.If use with spiral hoses, hose fitting series number is 87642-xx-xx.

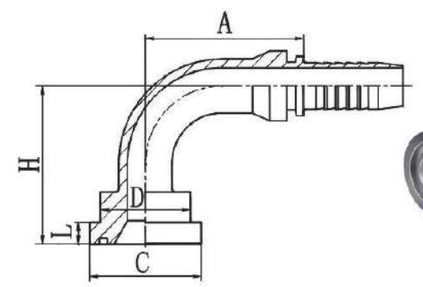

87691

90° SAE 法兰6000 PSI
90° SAE FLANGE 6000 PSI
ISO 12151-3——SAE J516

代 号 PART NO.	法兰型号 FLANGE SIZE	软 管 HOSE BORE 公称内径 DN	标号 DASH	尺 寸 DIMENSIONS A	C	D	H	L
87691-08-08	1/2"	12	08	41	31.7	23.5	48	7.75
87691-12-10	3/4"	16	10	56.5	41.3	31.5	56.5	8.76
87691-12-12	3/4"	20	12	66.2	41.3	31.5	66	8.76
87691-16-12	1"	20	12	66.2	47.6	37.5	69	9.53
87691-16-16	1"	25	16	78	47.6	37.5	74.5	9.53
87691-16-20	1"	32	20	91.5	47.6	37.5	85.5	9.53
87691-20-16	1.1/4"	25	16	78	54	43.5	78.5	10.29
87691-20-20	1.1/4"	32	20	91.5	54	43.5	89.5	10.29
87691-24-20	1.1/2"	32	20	91.5	63.5	50.5	94.5	12.57
87691-24-24	1.1/2"	38	24	109.4	63.5	50.5	108	12.57
87691-32-24	2"	38	24	109.4	79.4	66.5	116	12.57
87691-32-32	2"	50	32	131.8	79.4	66.5	136.3	12.57

注：1.表中代号用于编织软管。 2.如需用于缠绕软管代号改为87692-xx-xx。
Note: 1.For use with braided hoses. 2.If use with spiral hoses, hose fitting series number is 87692-xx-xx.

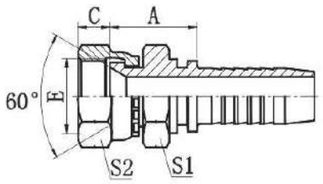

29611

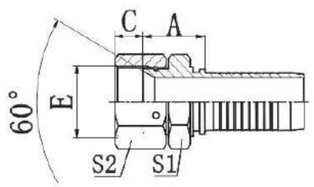

29611–W

日本英制内螺纹60° 内锥面
JIS GAS FEMALE 60° CONE SEAT JIS B8363

代 号 PART NO.	螺 纹 E THREAD E	软 管 HOSE BORE 公称内径 DN	标号 DASH	尺 寸 DIMENSIONS A	C	S1	S2
29611–02–03	G1/8"X28	5	03	20	7	14	14
29611–04–04	G1/4"X19	6	04	21	8	19	19
29611–04–05	G1/4"X19	8	05	21	8	19	19
29611–06–04	G3/8"X19	6	04	24	9	22	22
29611–06–06	G3/8"X19	10	06	23	9	22	22
29611–08–06	G1/2"X14	10	06	28	12	27	27
29611–08–08	G1/2"X14	12	08	26.5	12	27	27
29611–10–10	G5/8"X14	16	10	31	11.5	30	30
29611–12–10	G3/4"X14	16	10	28.5	13.5	32	32
29611–12–12	G3/4"X14	20	12	30.5	13.5	32	32
29611–16–16	G1"X11	25	16	32	16	41	41
29611–20–20W	G1.1/4"X11	32	20	43	18.5	50	50
29611–24–24W	G1.1/2"X11	38	24	43.5	19	55	55
29611–32–32W	G2"X11	50	32	46.5	23	70	70

注：1.表中代号用于编织软管。 2.如需用于缠绕软管代号改为29612–xx–xx。
Note: 1.For use with braided hoses. 2.If use with spiral hoses, hose fitting series number is 29612–xx–xx.

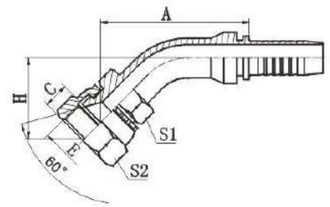

29641

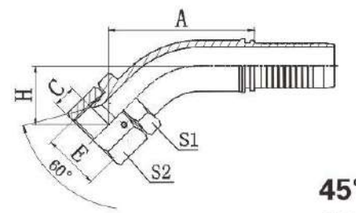

29641–W

45° 日本英管内螺纹60° 内锥面
45° JIS GAS FEMALE 60° CONE SEAT JIS B8363

代 号 PART NO.	螺 纹 E THREAD E	软 管 HOSE BORE 公称内径 DN	标号 DASH	尺 寸 DIMENSIONS A	C	H	S1	S2
29641–04–04	G1/4"X19	6	04	43.4	8	21.3	19	19
29641–06–06	G3/8"X19	10	06	48.9	9	24.6	22	22
29641–08–08	G1/2"X14	12	08	62.5	12	27.5	27	27
29641–12–12	G3/4"X14	20	12	81.3	13.5	33.9	32	32
29641–16–16	G1"X11	25	16	87.3	16	36	41	41
29641–20–20W	G1.1/4"X11	32	20	107.3	18.5	46.5	50	50
29641–24–24W	G1.1/2"X11	38	24	122.8	19	50.8	55	55
29641–32–32W	G2"X11	50	32	143	23	60	70	70

注：1.表中代号用于编织软管。 2.如需用于缠绕软管代号改为29642–xx–xx。
Note: 1.For use with braided hoses. 2.If use with spiral hoses, hose fitting series number is 29642xx–xx.

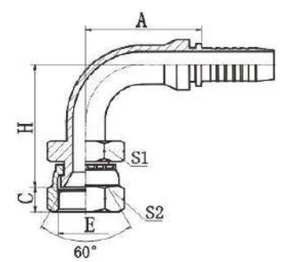

29691

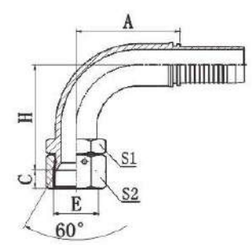

29691–W

90° 日本英管内螺纹60° 内锥面
90° JIS GAS FEMALE 60° CONE SEAT JIS B8363

代 号 PART NO.	螺 纹 E THREAD E	软 管 HOSE BORE 公称内径 DN	标号 DASH	尺 寸 DIMENSIONS A	C	H	S1	S2
29691–04–04	G1/4"X19	6	04	30	8	38	19	19
29691–04–05	G1/4"X19	8	05	33	8	41	19	19
29691–06–06	G3/8"X19	10	06	35.3	9	45.8	22	22
29691–08–08	G1/2"X14	12	08	41	12	53	27	27
29691–10–10	G5/8"X14	16	10	56.5	11.5	61	30	30
29691–12–12	G3/4"X14	20	12	65.5	13.5	69	32	32
29691–16–16	G1"X11	25	16	76.7	16	76.5	41	41
29691–20–20W	G1.1/4"X11	32	20	91.5	18.5	92.5	50	50
29691–24–24W	G1.1/2'X11	38	24	109.4	19	110.5	55	55
29691–32–32W	G2"X11	50	32	131.8	23	133.8	70	70

注：1.表中代号用于编织软管。 2.如需用于缠绕软管代号改为29692–xx–xx。
Note: 1.For use with braided hoses. 2.If use with spiral hoses, hose fitting series number is 29692xx–xx.

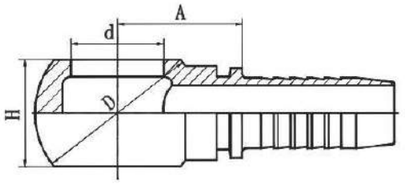

70011

公制铰接体
METRIC BANJO DIN 7642

代 号 PART NO.	螺 栓 BOLT	软 管 HOSE BORE		尺 寸 DIMENSIONS			
		公称内径DN	标号 DASH	A	d	D	H
70011-10-03	M10X1	5	03	14.5	10.1	17	10
70011-10-04	M10X1	6	04	17	10.1	17	10
70011-12-04	M12X1.5	6	04	20.5	12.1	20	12
70011-12-05	M12X1.5	8	05	20.5	12.1	20	12
70011-12-06	M12X1.5	10	06	20.5	12.1	20	12
70011-14-04	M14X1.5	6	04	21	14.1	24	14
70011-14-05	M14X1.5	8	05	19	14	24	14
70011-14-06	M14X1.5	10	06	21	14.1	24	14
70011-16-04	M16X1.5	6	04	20.5	16.1	28	16
70011-16-05	M16X1.5	8	05	20.5	16.1	28	16
70011-16-06	M16X1.5	10	06	20.5	16.1	28	16
70011-18-04	M18X1.5	6	04	23	18.1	32	20
70011-18-05	M18X1.5	8	05	24	18.1	32	20
70011-18-06	M18X1.5	10	06	24	18.1	32	20
70011-18-08	M18X1.5	12	08	24.5	18.1	32	20
70011-22-06	M22X1.5	10	06	28.1	22.1	39	25
70011-22-08	M22X1.5	12	08	28.5	22.1	39	25
70011-22-10	M22X1.5	16	10	27.5	22	39	25
70011-26-12	M26X1.5	20	12	32.5	26.1	46	30
70011-30-16	M30X1.5	25	16	37	30.1	54	36
70011-30-20	M30X1.5	32	20	40	30.1	54	36

注：1.表中代号用于编织软管。 2.如需用于缠绕软管代号改为70012-xx-xx。
Note: 1.For use with braided hoses. 2.If use with spiral hoses, hose fitting series number is 70012xx-xx.

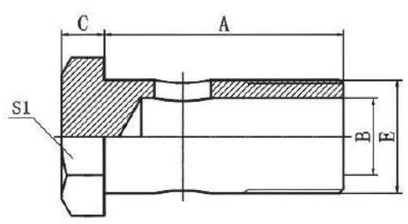

700M

公制铰接螺栓
METRIC BOLT DIN 7643

代 号 PART NO.	螺 纹 E THREAD E	软 管 HOSE BORE		尺 寸 DIMENSIONS			
		公称内径DN	标号 DASH	A	B	C	S1
700M-10	M10X1			19	5.5	6	14
700M-12	M12X1.5			24	7	6	17
700M-14	M14X1.5			26	8	7	19
700M-16	M16X1.5			31.5	9	7.5	22
700M-18	M18X1.5			32	11	8	24
700M-22	M22X1.5			39	14	9	27
700M-26	M26X1.5			45	20	7	32
700M-30	M30X1.5			55	22	11	38

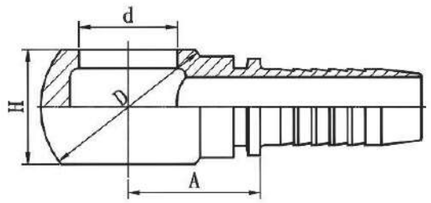

72011

英制铰接体
BSPP BANJO

代 号 PART NO.	螺 纹 E THREAD E	软 管 HOSE BORE		尺 寸 DIMENSIONS			
		公称内径 DN	标号 DASH	A	d	D	H
72011-02-03	G1/8"X28	5	03	18	9.9	22	16
72011-02-04	G1/8"X28	6	04	18.5	9.9	22	16
72011-04-03	G1/4"X19	5	03	19	13.3	24	15
72011-04-04	G1/4"X19	6	04	19.5	13.3	24	15
72011-04-05	G1/4"X19	8	05	19.5	13.3	24	15
72011-04-06	G1/4"X19	10	06	19.5	13.3	24	15
72011-06-04	G3/8"X19	6	04	22	16.7	29	20
72011-06-05	G3/8"X19	8	05	22	16.7	29	20
72011-06-06	G3/8"X19	10	06	22	16.7	29	20
72011-06-08	G3/8"X19	12	08	23	16.7	29	20
72011-08-05	G1/2"X14	8	05	27.5	21	38	25
72011-08-06	G1/2"X14	10	06	27.5	21	38	25
72011-08-08	G1/2"X14	12	08	28	21	38	25
72011-08-10	G1/2"X14	16	10	29	21	38	25
72011-10-10	G5/8"X14	16	10	28	23	40	27
72011-12-10	G3/4"X14	16	10	32	26.5	48	31
72011-12-12	G3/4"X14	20	12	32	26.5	48	31
72011-16-08	G1"X11	12	08	40	33.3	60	42
72011-16-12	G1"X11	20	12	40	33.3	60	42
72011-16-16	G1"X11	25	16	41	33.3	60	42

注：1.表中代号用于编织软管。 2.如需用于缠绕软管代号改为72012-xx-xx。
Note: 1.For use with braided hoses. 2.If use with spiral hoses, hose fitting series number is 72012xx-xx.

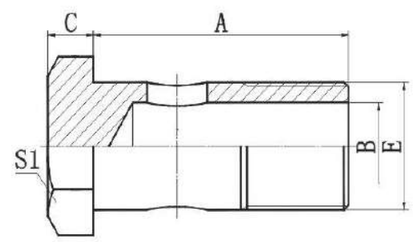

720B

英制铰接螺栓
BSPP BOLT

代 号 PART NO.	螺 纹 E THREAD E	尺 寸 DIMENSIONS			
		A	B	C	S1
720B-02	G1/8"X28	29.5	4.8	4.8	14
720B-04	G1/4"X19	28.5	6	6	19
720B-06	G3/8"X19	38.5	9	7	22
720B-08	G1/2"X14	44	13	8.5	27
720B-10	G5/8"X14	48.5	15	10	30
720B-12	G3/4"X14	56	18	10	32
720B-16	G1"X11	68.5	22	13	41

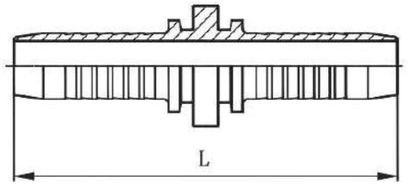

90011

双面连接芯
DOUBLE CONNECTOR

代 号 PART NO.	软管HOSE BORE		尺 寸 DIMENSIONS
	公称内径DN	标号 DASH	L
90011-04	6	04	69
90011-05	8	05	69
90011-06	10	06	73
90011-08	12	08	77
90011-10	16	10	83
90011-12	20	12	93
90011-16	25	16	114
90011-20	32	20	132
90011-24	38	24	162
90011-32	50	32	170

注：用于编织软管。 Note:For wire braid hose.

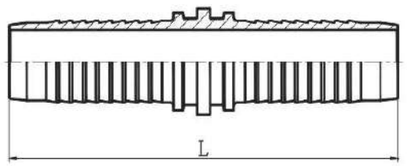

90012

双面连接芯
DOUBLE CONNECTOR

代 号 PART NO.	软管HOSE BORE		尺 寸 DIMENSIONS
	公称内径DN	标号 DASH	L
90012-04	6	04	83
90012-05	8	05	87
90012-06	10	06	87
90012-08	12	08	91
90012-10	16	10	97
90012-12	20	12	110
90012-16	25	16	134
90012-20	32	20	153
90012-24	38	24	172
90012-32	50	32	178

注：用于缠绕软管。 Note:For sprial hose.

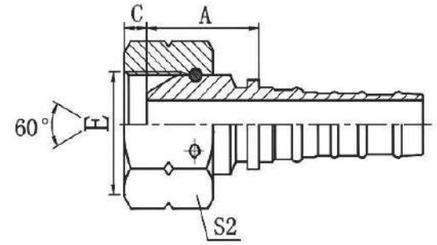

22613-W

英管内螺纹60° 外锥面
BSP FEMALE 60° CONE

代 号 PART NO.	螺 纹 E THREAD E	软 管 HOSE BORE		尺 寸 DIMENSIONS		
		公称内径 DN	标号 DASH	A	C	S2
22613-12-12W	G3/4"X14	20	12	26.5	10.9	32
22613-16-16W	G1"X11	25	16	30.4	11.7	41
22613-20-20W	G1.1/4"X11	32	20	35.8	11	50
22613-24-24W	G1.1/2"X11	38	24	36.7	14	55
22613-32-32W	G2"X11	50	32	36.5	16	70

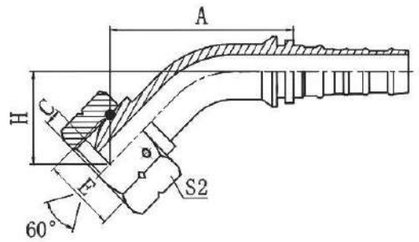

22643-W

45° 英管内螺纹60° 外锥面
45° BSP FEMALE 60° CONE

代 号 PART NO.	螺 纹 E THREAD E	软 管 HOSE BORE		尺 寸 DIMENSIONS			
		公称内径 DN	标号 DASH	A	C	H	S2
22643-12-12W	G3/4"X14	20	12	88.3	10.9	32.5	32
22643-16-16W	G1"X11	25	16	99.3	11.7	32.9	41
22643-20-20W	G1.1/4"X11	32	20	112.9	11	37.9	50
22643-24-24W	G1.1/2"X11	38	24	131	13	45.5	55
22643-32-32W	G2"X11	50	32	154.7	16	52.7	70

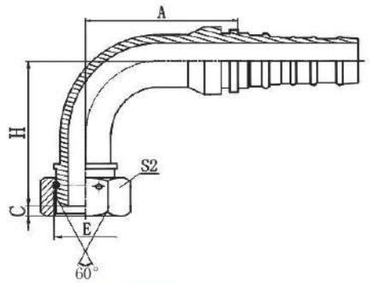

22693-W

90° 英管内螺纹60° 外锥面
90° BSPP FEMALE 60° CONE

代 号 PART NO.	螺 纹 E THREAD E	软 管 HOSE BORE 公称内径 DN	标号 DASH	尺 寸 DIMENSIONS A	C	H	S2
22693-12-12W	G3/4"X14	20	12	73.8	10.9	67.1	32
22693-16-16W	G1"X11	25	16	91.9	11.7	72	41
22693-20-20W	G1.1/4"X11	32	20	105.8	11	88.3	50
22693-24-24W	G1.1/2"X11	38	24	124.2	13.5	103	55
22693-32-32W	G2"X11	50	32	148.8	16	123.3	70

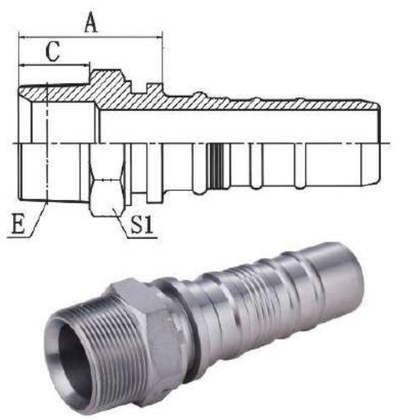

15613

布锥管外螺纹
NPT MALE

代 号 PART NO.	螺 纹 E THREAD E	软 管 HOSE BORE 公称内径 DN	标号 DASH	尺 寸 DIMENSIONS A	C	S1	
15613-12-12	Z3/4"X14	20	12	37.5	19.5	30	
15613-16-16	Z 1"X11.5	25	16	45.9	25.5	38	
15613-20-20	Z1.1/4"X11.5	32	20	51.3	26.5	46	
15613-24-24	Z1.1/2"X11.5	38	24	58.2	27.5	50	
15613-32-32	Z 2"X11.5	50	32	56.5	27.5	65	

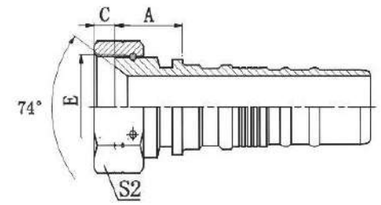

26713-W

美制JIC内螺纹74° 内锥面
JIC FEMALE 74° CONE SEAT

代 号 PART NO.	螺 纹 E THREAD E	软 管 HOSE BORE 公称内径 DN	标号 DASH	尺 寸 DIMENSIONS A	C	S2	
26713-12-12W	1.1/16"X12	20	12	26.5	15	32	
26713-16-16W	1.5/16"X12	25	16	29.4	16	41	
26713-20-20W	1.5/8"X12	32	20	32.3	17	50	
26713-24-24W	1.7/8"X12	38	24	35.2	20	60	
26713-32-32W	2.1/2"X12	50	32	34.5	23.5	75	

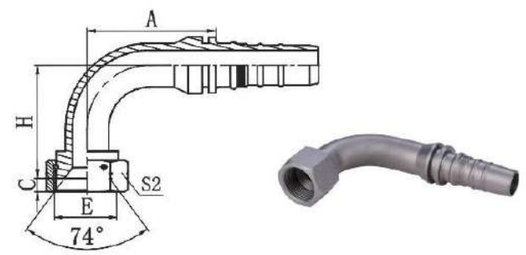

26793-W

90° 美制JIC内螺纹74° 内锥面
90° JIC FEMALE 74° CONE SEAT

代 号 PART NO.	螺 纹 E THREAD E	软 管 HOSE BORE 公称内径 DN	标号 DASH	尺 寸 DIMENSIONS A	C	H	S2
26793-12-12W	1.1/16"X12	20	12	73.8	15	64.5	32
26793-16-16W	1.5/16"X12	25	16	88.9	16	72.5	41
26793-20-20W	1.5/8"X12	32	20	105.8	17	81.5	50
26793-24-24W	1.7/8"X12	38	24	124.2	20	101	55
26793-32-32W	2.1/2"X12	50	32	150.3	23.5	121.3	75

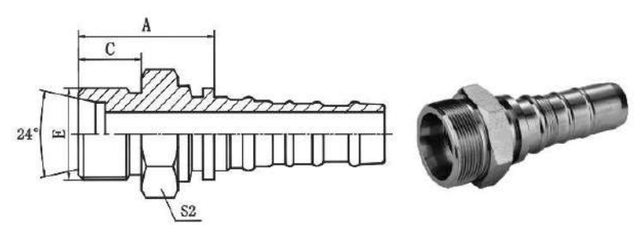

10513

公制外螺纹24° 内锥面重系列
METRIC MALE 24° CONE SEAT H.T.
ISO 8434-1——DIN 3861

代 号 PART NO.	螺纹 E THREAD E	软 管 HOSE BORE 公称内径 DN	标号 DASH	管子外径 TUBE O.D.	尺 寸 DIMENSIONS A	C	S2
10513-36-12	M36X2	20	12	25	43.5	20	38
10513-42-16	M42X2	25	16	30	46.4	20	46
10513-52-20	M52X2	32	20	38	52.8	22	55

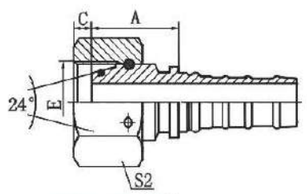

20513–W

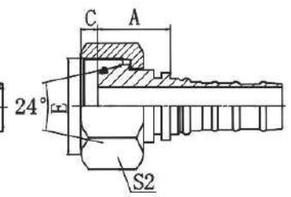

20513–T

公制内螺纹24° 锥带O形圈重系列
METRIC FEMALE 24° CONE O–RING H.T.ISO 12151–2---DIN 3865

代 号 PART NO.	螺 纹 E THREAD E	软 管 HOSE BORE 公称内径DN	标号 DASH	管子外径 TUBE O.D.	O 形 圈 O RING	尺寸 DIMENSIONS A	C	S2
20513–30–12W	M30X2	20	12	20	O16.3X2.4	30	3	36
20513–36–12T	M36X2	20	12	25	O20.3X2.4	38.5	3	41
20513–36–16W	M36X2	25	16	25	O20.3X2.4	34.4	3	41
20513–42–12T	M42X2	20	12	30	O25.3X2.4	42	5	50
20513–42–16W	M42X2	25	16	30	O25.3X2.4	33.4	5	50
20513–42–20W	M42X2	32	20	30	O25.3X2.4	38.8	5	50
20513–52–20T	M52X2	32	20	38	O33.3X2.4	45.3	6.5	60
20513–52–24W	M52X2	38	24	38	O33.3X2.4	38.2	6.5	60

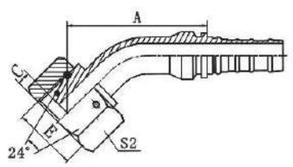

20543–W

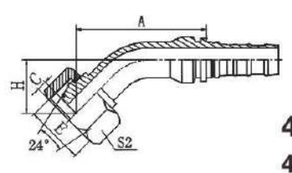

20543–T

45° 公制内螺纹24° 锥带O形圈重系列
45° METRIC FEMALE 24° CONE O–RING H.T.ISO 12151–2——DIN 3865

代 号 PART NO.	螺 纹 E THREAD E	软 管 HOSE BORE 公称内径 DN	标号 DASH	管子外径 TUBE O.D.	O 形 圈 O RING	尺 寸 DIMENSIONS A	C	H	S2
20543–36–12T	M36X2	20	12	25	O20.3X2.4	89.4	3	33	41
20543–42–16W	M42X2	25	16	30	O25.3X2.4	102.3	5	35.9	50
20543–52–20T	M52X2	32	20	38	O33.3X2.4	114.5	6.5	39.4	60

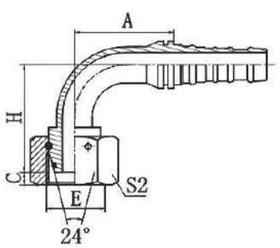

20593–W

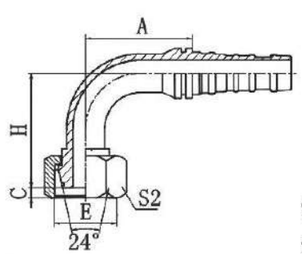

20593–T

90° 公制内螺纹24° 锥带O形圈重系列
90° METRIC FEMALE 24° CONE O–RING H.T.ISO 12151–2——DIN3865

代 号 PART NO.	螺 纹 E THREAD E	软 管 HOSE BORE 公称内径 DN	标号 DASH	管子外径 TUBE O.D.	O 形 圈 O RING	尺 寸 DIMENSIONS A	C	H	S2
20593–36–12T	M36X2	20	12	25	O20.3X2.4	74.5	3.2	67.8	46
20593–36–16W	M36X2	25	16	25	O20.3X2.4	88.9	3.2	79.5	46
20593–42–16W	M42X2	25	16	30	O25.3X2.4	88.9	5	80.5	50
20593–42–20W	M42X2	32	20	30	O25.3X2.4	108.3	5	87.5	0
20593–52–20T	M52X2	32	20	38	O33.3X2.4	105.8	6.5	86.5	60
20593–52–24W	M52X2	38	24	38	O33.3X2.4	124.2	6.5	104.5	60

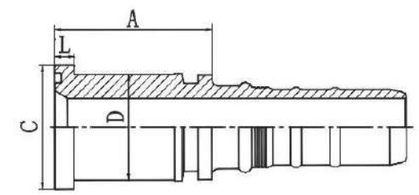

87313
SAE 法兰 3000 PSI
SAE FLANGE 3000 PSI
ISO 12151–3——SAE J516

代 号 PART NO.	法兰型号 FLANGE SIZE	软 管 HOSE BORE 公称内径 DN	标号 DASH	尺 寸 DIMENSIONS A	C	D	L
87313–12–12	3/4"	20	12	50	38.1	31	6.73
87313–16–12	1"	20	12	54	44.4	37.5	8
87313–16–16	1"	25	16	54.4	44.4	37.5	8
87313–20–16	1.1/4"	25	16	59.4	50.8	42.5	8
87313–20–20	1.1/4"	32	20	65.8	50.8	42.5	8
87313–24–20	1.1/2"	32	20	71.8	60.3	49.5	8
87313–24–24	1.1/2"	38	24	72.1	60.3	49.5	8
87313–32–24	2"	38	24	74.2	71.4	61.5	9.53
87313–32–32	2"	50	32	78.4	71.4	61.5	9.53

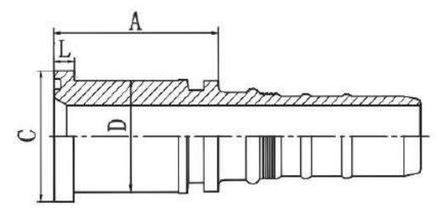

87613
SAE 法兰 6000 PSI
SAE FLANGE 6000 PSI
ISO 12151–3——SAE J516

代 号 PART NO.	法兰型号 FLANGE SIZE	软 管 HOSE BORE 公称内径 DN	标号 DASH	尺 寸 DIMENSIONS A	C	D	L
87613–12–12	3/4"	20	12	53	41.3	31.5	8.76
87613–16–12	1"	20	12	58	47.6	37.5	9.53
87613–16–16	1"	25	16	59.4	47.6	37.5	9.53
87613–20–16	1.1/4"	25	16	67.4	54	43.5	10.29
87613–20–20	1.1/4"	32	20	69.8	54	43.5	10.29
87613–20–24	1.1/4"	38	24	74.7	54	43.5	10.29
87613–24–20	1.1/2"	32	20	78.8	63.5	50.5	12.57
87613–24–24	1.1/2"	38	24	78.7	63.5	50.5	12.57
87613–32–24	2"	38	24	91.2	79.4	66.5	12.57
87613–32–32	2"	50	32	91	79.4	66.5	12.57

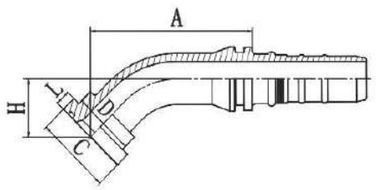

87343

45° SAE 法兰 3000 PSI
45° SAE FLANGE 3000 PSI

代 号 PART NO.	法兰型号 FLANGE SIZE	软 管 HOSE BORE 公称内径 DN	标号 DASH	尺 寸 DIMENSIONS A	C	D	H	L
87343-12-12	3/4"	20	12	85.8	38.1	31	28.9	7
87343-16-12	1"	20	12	85.8	44.4	37.5	28.9	8
87343-16-16	1"	25	16	96.1	44.4	37.5	29.7	8
87343-20-16	1.1/4"	25	16	96.1	50.8	42.5	29.7	8
87343-20-20	1.1/4"	32	20	108.8	50.8	42.5	33.8	8
87343-24-20	1.1/2"	32	20	110.2	60.3	49.5	35.2	8
87343-24-24	1.1/2"	38	24	123.7	60.3	49.5	39.1	8
87343-32-24	2"	38	24	123.7	71.4	61.5	39.1	9.53
87343-32-32	2"	50	32	148.3	71.4	61.5	46.3	9.53

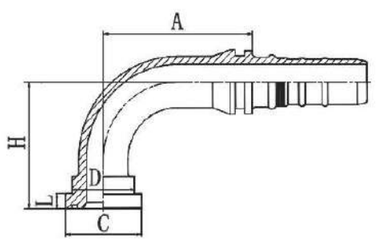

87393

90° SAE 法兰 3000 PSI
90° SAE FLANGE 3000 PSI

代 号 PART NO.	法兰型号 FLANGE SIZE	胶 管 HOSE BORE 公称内径 DN	标号 DASH	尺 寸 DIMENSIONS A	C	D	H	L
87393-12-12	3/4"	20	12	75	38.1	31	62	7
87393-16-12	1"	20	12	75	44.4	37.5	62	8
87393-16-16	1"	25	16	88.9	44.4	37.5	67.5	8
87393-20-16	1.1/4"	25	16	88.9	50.8	42.5	67.5	8
87393-20-20	1.1/4"	32	20	105.8	50.8	42.5	78.5	8
87393-24-20	1.1/2"	32	20	105.8	60.3	49.5	80.5	8
87393-24-24	1.1/2"	38	24	123.2	60.3	49.5	94	8
87393-32-24	2"	38	24	123.2	71.4	61.5	94	9.53
87393-32-32	2"	50	32	150.3	71.4	61.5	114.3	9.53

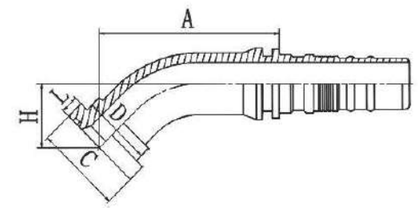

87643

45° SAE 法兰 6000 PSI
45° SAE FLANGE 6000 PSI

代 号 PART NO.	法兰型号 FLANGE SIZE	软 管 HOSE BORE 公称内径 DN	标号 DASH	尺 寸 DIMENSIONS A	C	D	H	L
87643-12-12	3/4"	20	12	88.7	41.3	31.5	31.8	8.76
87643-16-12	1"	20	12	90.8	47.6	37.5	33.2	9.53
87643-16-16	1"	25	16	101.1	47.6	37.5	34.7	9.53
87643-20-16	1.1/4"	25	16	103.9	54	43.5	37.5	10.29
87643-20-20	1.1/4"	32	20	116.6	54	43.5	41.5	10.29
87643-24-20	1.1/2"	32	20	120.1	63.5	50.5	45.1	12.57
87643-24-24	1.1/2"	38	24	134.6	63.5	50.5	49	12.57
87643-32-24	2"	38	24	140.2	79.4	66.5	54.7	12.57
87643-32-32	2"	50	32	163.3	79.4	66.5	61.9	12.57

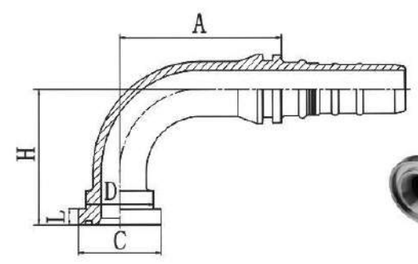

87693

90° SAE 法兰 6000 PSI
90° SAE FLANGE 6000 PSI

代 号 PART NO.	法兰型号 FLANGE SIZE	软 管 HOSE BORE 公称内径 DN	标号 DASH	尺 寸 DIMENSIONS A	C	D	H	L
87693-12-12	3/4"	20	12	75	41.3	31.5	66	8.76
87693-16-12	1"	20	12	75	47.6	37.5	68	9.53
87693-16-16	1"	25	16	88.9	47.6	37.5	73.5	9.53
87693-20-16	1.1/4"	25	16	88.9	54	43.5	78.5	10.29
87693-20-20	1.1/4"	32	20	105.8	54	43.5	89.5	10.29
87693-24-20	1.1/2"	32	20	105.8	63.5	50.5	94.5	12.57
87693-24-24	1.1/2"	38	24	124.2	63.5	50.5	108	12.57
87693-32-24	2"	38	24	124.2	79.4	66.5	103	12.57
87693-32-32	2"	50	32	150.3	79.4	66.5	136.3	12.57

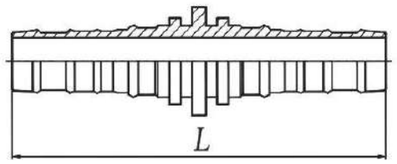

90013

双面连接芯
DOUBLE CONNECTOR

代 号 PART NO.	胶管HOSE BORE 公称内径DN	标号 DASH	尺 寸 DIMENSIONS L
90013-12	20	12	119
90013-16	25	16	150
90013-20	32	20	194
90013-24	38	24	223
90013-32	50	32	235

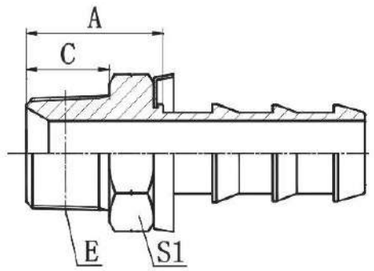

13010-SP

英锥管外螺纹
BSPT MALE

代 号 PART NO.	螺 纹 E THREAD E	胶 管 HOSE BORE 公称内径 DN	标号 DASH	尺 寸 DIMENSIONS A	C	S1
13010-02-04SP	R1/8"X28	6	04	17.7	10	12
13010-04-04SP	R1/4"X19	6	04	20.5	14.5	14
13010-04-06SP	R1/4"X19	10	06	22	14.5	17
13010-06-06SP	R3/8"X19	10	06	23.5	15	19
13010-08-08SP	R1/2"X14	12	08	30.5	20	22
13010-12-12SP	R3/4"X14	20	12	29.4	20	27

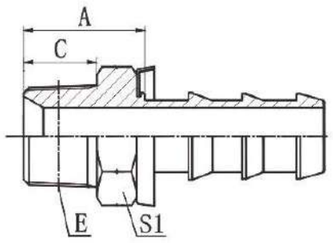

15610

布锥管外螺纹
NPT MALE

代 号 PART NO.	螺 纹 E THREAD E	胶 管 HOSE BORE 公称内径 DN	标号 DASH	尺 寸 DIMENSIONS A	C	S1
15610-02-04	Z 1/8"X27	6	04	18.2	10.5	12
15610-04-04	Z 1/4"X18	6	04	22.7	15	14
15610-04-06	Z 1/4"X18	10	06	22.5	15	14
15610-06-06	Z 3/8"X18	10	06	23.5	16	19
15610-06-08	Z 3/8"X18	12	08	23.7	16	19
15610-08-08	Z 1/2"X14	12	08	29.2	19.5	22
15610-08-10	Z 1/2"X14	16	10	29	19.5	22
15610-12-12	Z 3/4"X14	20	12	31.4	19.5	27

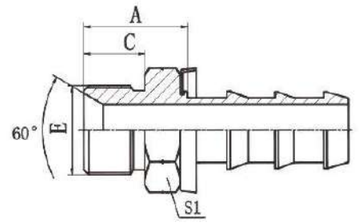

12610

英管外螺纹60° 内锥面
BSP MALE 60° CONE SEAT

代 号 PART NO.	螺 纹 E THREAD E	胶 管 HOSE BORE 公称内径 DN	标号 DASH	尺 寸 DIMENSIONS A	C	S1
12610-04-04	G1/4"X19	6	04	20	12	14
12610-06-06	G3/8"X19	10	06	22	13.5	17
12610-08-08	G1/2"X14	12	08	26.5	16	22
12610-10-10	G5/8"X14	16	10	27.5	17.5	24
12610-12-12	G3/4"X14	20	12	29.9	18.5	27

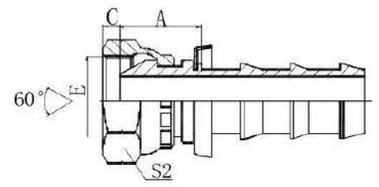

22610

英管内螺纹60° 外锥面
BSP FEMALE 60° CONE

代 号 PART NO.	螺 纹 E THREAD E	胶 管 HOSE BORE 公称内径 DN	标号 DASH	尺 寸 DIMENSIONS A	C	S2
22610-04-04	G1/4"X19	6	04	19.5	5.5	19
22610-06-06	G3/8"X19	10	06	21.5	6.3	22
22610-08-08	G1/2"X14	12	08	24.5	7.5	27
22610-12-12	G3/4"X14	20	12	29	10.9	32

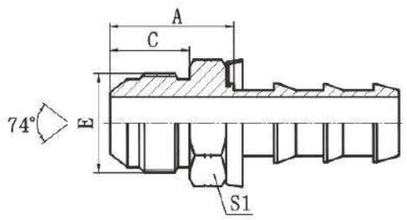

16710

美制JIC外螺纹74° 外锥面
JIC MALE 74° CONE

代 号 PART NO.	螺 纹 E THREAD E	胶 管 HOSE BORE		尺 寸 DIMENSIONS		
		公称内径 DN	标号 DASH	A	C	S1
16710-04-04	7/16"X20	6	04	22	14	12
16710-06-04	9/16"X18	6	04	22	14.1	17
16710-06-06	9/16"X18	10	06	22	14.1	17
16710-08-06	3/4"X16	10	06	27.2	16.7	22
16710-08-08	3/4"X16	12	08	27.2	16.7	22
16710-10-10	7/8"X14	16	10	30	19.3	24
16710-10-12	7/8"X14	20	12	29.4	19.3	24
16710-12-08	1.1/16"X12	12	08	34.5	21.9	27
16710-12-10	1.1/16"X12	16	10	34	21.9	27
16710-12-12	1.1/16"X12	20	12	33.4	21.9	27

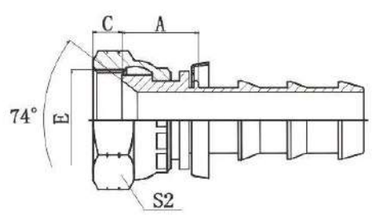

26710

美制JIC内螺纹74° 内锥面
JIC FEMALE 74° CONE SEAT

代 号 PART NO.	螺 纹 E THREAD E	胶 管 HOSE BORE		尺 寸 DIMENSIONS		
		公称内径 DN	标号 DASH	A	C	S2
26710-04-04	7/16"X20	6	04	12.2	9	15
26710-05-04	1/2"X20	6	04	12.2	9.5	17
26710-06-06	9/16"X18	10	06	12.5	10.5	19
26710-08-06	3/4"X16	10	06	12.5	11	24
26710-08-08	3/4"X16	12	08	14.7	11	24
26710-10-08	7/8"X14	12	08	15.2	13	27
26710-10-10	7/8"X14	16	10	15.7	13	27
26710-12-12	1.1/16"X12	20	12	17.4	15	32
26710-16-16	1.5/16"X12	25	16	18.6	16	41

过渡接头代号说明

1 直通过渡接头代号

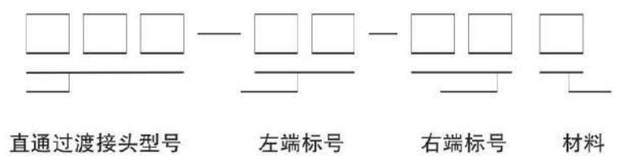

2 角弯过渡接头代号：在直通过渡接头型号后加“4”表示 45° 弯曲过渡接头，在直通过渡接头型号后加“9”表示 90° 弯曲过渡接头。如 1BG9-04OG,1JT4-08-06 等。

3 三通过渡接头代号

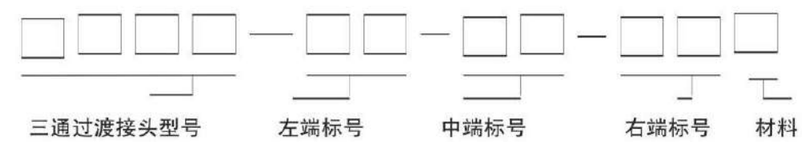

4 四通过渡接头代号

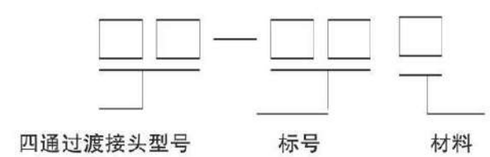

对四通过渡接头一般四端都相同，因此只注一个标号。如四端不同，则第一组表示左端，第二组表示上端，第三组表示右端，第四组表示下端。

5 当材料代号为碳钢时，则不标注材料代号，其他材料的代号如下表所示。

材料	碳钢	铜	不锈钢
代号	—	BR	SS

6 标号根据螺纹或尺寸大小来规定，具体按下表所示。

英管螺纹	G1/8" x28	G1/4" x19	—	G3/8" x19	G1/2" x14	G5/8" x14	G3/4" x14	G1" x11	G1.1/4" x11	G1.1/2" x11	G2" x11
英锥管螺纹	R1/8" x28	R1/4" x19	—	R3/8" x19	R1/2" x14	—	R3/4" x14	R1" x11	R1.1/4" x11	R1.1/2" x11	R2"x11
布锥管螺纹	Z1/8" x27	Z1/4" x18	—	Z3/8" x18	Z1/2" x14	—	Z3/4" x14	Z1" x11.5	Z1.1/4" x11.5	Z1.1/2" x11.5	Z2" x11.5
美制 JIC 螺纹	—	7/16" x20	1/2" x20	9/16" x18	3/4" x16	7/8" x14	1.1/16" x12	1.5/16" x12	1.5/8" x12	1.7/8" x12	2.1/2" x12
美制 ORFS 螺纹	—	9/16" x18	—	11/16" x16	13/16" x16	1" x14	1.3/16" x12	1.7/16" x12	1.11/16" x12	2" x12	—
美制 SAE 螺纹	—	—	—	5/8" x18	—	—	1.1/16" x14	—	—	—	—
法兰	—	—	—	—	1/2"	5/8"	3/4"	1"	1.1/4"	1.1/2"	2"
标号	02	04	05	06	08	10	12	16	20	24	32

标注示例：

1BG 直通过渡接头系列，左端接头螺纹为 G1/2" X14，右端接头螺纹为 G3/4" X14，用碳钢制作的接头，代号为 1BG-08-12，如用不锈钢制作，代号为 1BG-08-12SS。

AJJN 三通过渡接头系列，左端接头螺纹为 9/16" x18，中端接头螺纹为 9/16" x18，右端接头螺纹为 Z1/2" x14，用碳钢制作的接头，代号为 AJJN-06-06-08。

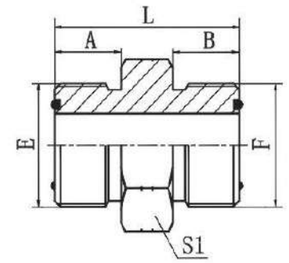

1E

公制外螺纹O形圈平面密封
METRIC MALE O-RING

代号 PART NO.	螺纹 THREAD E、F端	O形圈 O-RING E、F端	尺寸 DIMENSIONS A	B	L	S1
1E-12	M12X1.25	O05.3X1.8 N90	11	11	28	14
1E-14	M14X1.5	O07.5X1.8 N90	11	11	28	17
1E-16	M16X1.5	O08.5X1.8 N90	11	11	28	17
1E-18	M18X1.5	O9.75X1.8 N90	11	11	28	19
1E-22	M22X1.5	O13.2X1.8 N90	12	12	32	24
1E-30	M30X1.5	O19.0X1.8 N90	14	14	39	32
1E-36	M36X2	O23.6X1.8 N90	16	16	43	38
1E-39	M39X2	O26.5X1.8 N90	18	18	49	41
1E-42	M42X2	O29.0X1.8 N90	20	20	53	46
1E-45	M45X2	O31.5X1.8 N90	21	21	55	46
1E-52	M52X2	O37.5X1.8 N90	22	22	59	55
1E-60	M60X2	O42.5X2.65 N90	24	24	65	65
1E-64	M64X2	O46.2X2.65 N90	27	27	71	70

注：O形圈参数为外径与线径。
Note:The parameter of O-Ring is ring outside diameter and ring width.

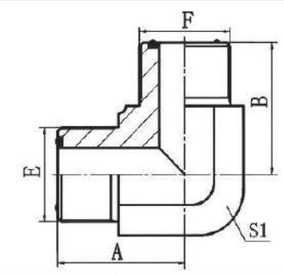

1E9

90° 公制外螺纹O形圈平面密封
90° METRIC MALE O-RING

代号 PART NO.	螺纹 THREAD E、F	O形圈 O-RING E、F端	尺寸 DIMENSIONS A	B	S1
1E9-12	M12X1.25	O05.3X1.8 N90	20.5	20.5	12
1E9-14	M14X1.5	O07.5X1.8 N90	22.5	22.5	14
1E9-16	M16X1.5	O08.5X1.8 N90	24	24	17
1E9-18	M18X1.5	O9.75X1.8 N90	26	26	19
1E9-22	M22X1.5	O13.2X1.8 N90	29	29	22
1E9-30	M30X1.5	O19.0X1.8 N90	35.5	35.5	30
1E9-36	M36X2	O23.6X1.8 N90	42	42	36
1E9-39	M39X2	O26.5X1.8 N90	47.5	47.5	41
1E9-42	M42X2	O29.0X1.8 N90	49.5	49.5	41
1E9-45	M45X2	O31.5X1.8 N90	52.5	52.5	46
1E9-52	M52X2	O37.5X1.8 N90	57	57	50

注：O形圈参数为外径与线径。
Note:The parameter of O-Ring is ring outside diameter and ring width.

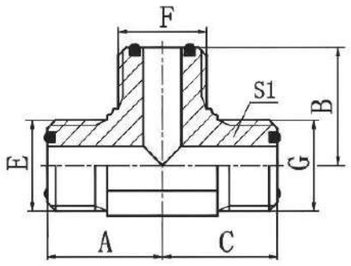

AE

公制外螺纹O形圈平面密封三通接头
METRIC MALE O-RING TEE

代号 PART NO.	螺纹 THREAD	O形圈 O-RING	尺寸 DIMENSIONS			
	E、F、G	E、F、G端	A	B	C	S1
AE-14	M14X1.5	O07.5X1.8 N90	22.5	22.5	22.5	14
AE-16	M16X1.5	O08.5X1.8 N90	24	24	24	17
AE-18	M18X1.5	O9.75X1.8 N90	26	26	26	19
AE-22	M22X1.5	O13.2X1.8 N90	29	29	29	22
AE-27	M27X1.5	O17.0X1.8 N90	32.5	32.5	32.5	27
AE-30	M30X1.5	O19.0X1.8 N90	35.5	35.5	35.5	30
AE-39	M39X2	O26.5X1.8 N90	47.5	47.5	47.5	41
AE-42	M42X2	O29.0X1.8 N90	49.5	49.5	49.5	41
AE-45	M45X2	O31.5X1.8 N90	52.5	52.5	52.5	46
AE-52	M52X2	O37.5X1.8 N90	57	57	57	50

注：O形圈参数为外径与线径。
Note:The parameter of O-Ring is ring outside diameter and ring width.

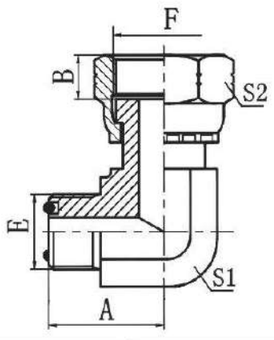

2E9

90° 弯公制螺纹O形圈平面密封
90° ELBOW METRIC O-RING

代号 PART NO.	螺纹 THREAD	O形圈 O-RING	尺寸 DIMENSIONS			
	E、F	E端	A	B	S1	S2
2E9-12	M12X1.25	O05.3X1.8 N90	20.5	8	12	17
2E9-14	M14X1.5	O07.5X1.8 N90	22.5	8.5	14	19
2E9-16	M16X1.5	O08.5X1.8 N90	24	8.5	17	22
2E9-18	M18X1.5	O9.75X1.8 N90	26	8.5	19	24
2E9-22	M22X1.5	O13.2X1.8 N90	29	10	22	27
2E9-30	M30X1.5	O19.0X1.8 N90	35.5	11	30	36
2E9-36	M36X2	O23.6X1.8 N90	42	13	36	41
2E9-39	M39X2	O26.5X1.8 N90	47.5	13	41	46
2E9-42	M42X2	O29.0X1.8 N90	49.5	15	41	50
2E9-45	M45X2	O31.5X1.8 N90	52.5	15	46	55
2E9-52	M52X2	O37.5X1.8 N90	56	17	50	60

注：O形圈参数为外径与线径。
Note:The parameter of O-ring is ring outside diameter and ring width.

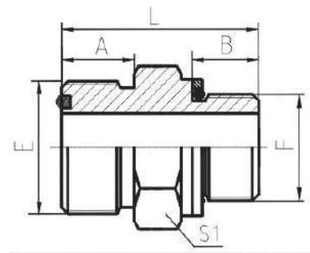

1EH

公制外螺纹O形圈平面密封/公制外螺纹ISO 6149-2
METRIC MALE O-RING/ METIRC MALE ISO 6149-2

代号 PART NO.	螺纹 THREAD		O形圈 O-RING		尺寸 DIMENSIONS			
	E	F	E端	F端	A	B	L	S1
1EH-12-10	M12X1.25	M10X1	O05.3X1.8 N90	O08.1X1.6 N90	11	8.5	26.5	14
1EH-14-12	M14X1.5	M12X1.5	O07.5X1.8 N90	O09.3X2.4 N90	11	11	28	17
1EH-16-14	M16X1.5	M14X1.5	O08.5X1.8 N90	O11.3X2.4 N90	11	11	28	19
1EH-18-16	M18X1.5	M16X1.5	O9.75X1.8 N90	O13.3X2.4 N90	11	11.5	31.5	22
1EH-22-18	M22X1.5	M18X1.5	O13.2X1.8 N90	O15.3X2.4 N90	12	12.5	34.5	24
1EH-30-27	M30X1.5	M27X2	O19.0X1.8 N90	O23.5X3.0 N90	14	18.5	43.5	32
1EH-36-33	M36X2	M33X2	O23.6X1.8 N90	O29.2X3.0 N90	16	18.5	47.5	41
1EH-39-33	M39X2	M33X2	O26.5X1.8 N90	O29.2X3.0 N90	18	18.5	49.5	41
1EH-42	M42X2	M42X2	O29.0X1.8 N90	O38.5X3.0 N90	20	19	54	50
1EH-45-42	M45X2	M42X2	O31.5X1.8 N90	O38.5X3.0 N90	21	19	54	50
1EH-52-48	M52X2	M48X2	O37.5X1.8 N90	O44.5X3.0 N90	22	21.5	58.5	55

注：1 E端O形圈参数为外径与线径。 2 F端与ISO6149-1油口相配。
Note:1 The parameters of E end O-Ring are ring outside diameter and ring width. 2 F end is fit for ISO 61491-1 port

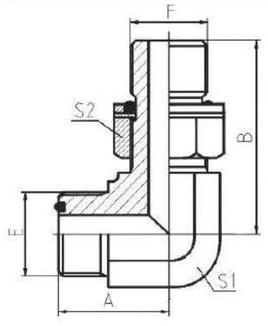

1EH9-OG

90° 公制外螺纹O形圈平面密封/公制外螺纹可调向柱端重系列ISO 6149-2

90° ELBOW METRIC MALE O-RING/METIRC MALE ADJUSTABLE STUDEND S-SERIES ISO 6149-2

代号 PART NO.	螺纹 THREAD		O形圈 O-RING		尺寸 DIMENSIONS			
	E	F	E端	F端	A	B	S1	S2
1EH9-12-10OG	M12X1.25	M10X1	O05.3X1.8 N90	O08.1X1.6 N90	20.5	28.5	12	14
1EH9-14-12OG	M14X1.5	M12X1.5	O07.5X1.8 N90	O09.3X2.4 N90	22.5	33.2	14	17
1EH9-16-14OG	M16X1.5	M14X1.5	O08.5X1.8 N90	O11.3X2.4 N90	25	34	16	19
1EH9-18-16OG	M18X1.5	M16X1.5	O9.75X1.8 N90	O13.3X2.4 N90	26	39	19	22
1EH9-22-18OG	M22X1.5	M18X1.5	O13.2X1.8 N90	O15.3X2.4 N90	29	44	22	24
1EH9-30-27OG	M30X1.5	M27X2	O19.0X1.8 N90	O23.5X3.0 N90	35.5	57	30	32
1EH9-36-33OG	M36X2	M33X2	O23.6X1.8 N90	O29.2X3.0 N90	42	60.5	36	41
1EH9-39-33OG	M39X2	M33X2	O26.5X1.8 N90	O29.2X3.0 N90	47.5	64	41	41
1EH9-42-42OG	M42X2	M42X2	O29.0X1.8 N90	O38.5X3.0 N90	49.5	65	41	50
1EH9-45-42OG	M45X2	M42X2	O31.5X1.8 N90	O38.5X3.0 N90	52.5	67.5	46	50
1EH9-52-48OG	M52X2	M48X2	O37.5X1.8 N90	O44.5X3.0 N90	57	73.5	50	55

注：1 E端O形圈参数为外径与线径。 2 F端与ISO6149-1油口相配。
Note:1 The parameters of E end O-Ring are ring outside diameter and ring width. 2 F end is fit for ISO 61491-1 port

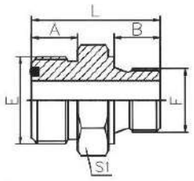

1EL

公制外螺纹O形圈平面密封/公制外螺纹组合垫圈
METRIC MALE O-RING/ METRIC MALE WITH BONDED SEAL

代号 PART NO.	螺纹 THREAD		密封圈 SEAL		尺寸 DIMENSIONS			
	E	F	E端	F端	A	B	L	S1
1EL-14	M14X1.5	M14X1.5	O07.5X1.8 N90	ZHD-14	11	12	30.5	19
1EL-14-16	M14X1.5	M16X1.5	O07.5X1.8 N90	ZHD-16	11	12	31	22
1EL-14-18	M14X1.5	M18X1.5	O07.5X1.8 N90	ZHD-18	11	12	32.5	24
1EL-14-22	M14X1.5	M22X1.5	O07.5X1.8 N90	ZHD-22	11	14	36.5	27
1EL-16-14	M16X1.5	M14X1.5	O08.5X1.8 N90	ZHD-14	11	12	29	19
1EL-16-18	M16X1.5	M18X1.5	O08.5X1.8 N90	ZHD-18	11	12	31	24
1EL-27-22	M27X1.5	M22X1.5	O17.0X1.8 N90	ZHD-22	13	14	38.5	30
1EL-27-33	M27X1.5	M33X2	O17.0X1.8 N90	ZHD-33	13	18	44	41
1EL-30-18	M30X1.5	M18X1.5	O19.0X1.8 N90	ZHD-18	14	12	38.5	32
1EL-30-27	M30X1.5	M27X2	O19.0X1.8 N90	ZHD-27	14	16	41	34
1EL-36-33	M36X2	M33X2	O23.6X1.8 N90	ZHD-33	16	18	49	41
1EL-36-48	M36X2	M48X2	O23.6X1.8 N90	ZHD-48	16	22	53	60
1EL-45-42	M45X2	M42X2	O31.5X1.8 N90	ZHD-42	21	20	56	50
1EL-52-48	M52X2	M48X2	O37.5X1.8 N90	ZHD-48	22	22	61	60

注：E端O形圈参数为外径与线径，F端组合垫尺寸见附页。
Note:The parameter of E end O-Ring is ring outside diameter and ring width.

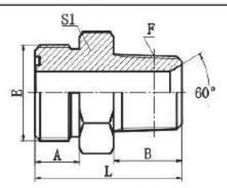

1ET-SP

公制外螺纹O形圈平面密封/英锥管外螺纹
METRIC MALE O-RING/BSPT MALE

代号 PART NO.	螺纹 THREAD		O形圈 O-RING	尺寸 DIMENSIONS			
	E	F	E端	A	B	L	S1
1ET-14-04SP	M14X1.5	R1/4"X19	O07.5X1.8 N90	11	14.5	31.5	14
1ET-14-06SP	M14X1.5	R3/8"X19	O07.5X1.8 N90	11	15	32	17
1ET-16-04SP	M16X1.5	R1/4"X19	O08.5X1.8 N90	11	14.5	31.5	17
1ET-16-06SP	M16X1.5	R3/8"X19	O08.5X1.8 N90	11	15	32	17
1ET-18-06SP	M18X1.5	R3/8"X19	O9.75X1.8 N90	11	15	32	19
1ET-22-08SP	M22X1.5	R1/2"X14	O13.2X1.8 N90	12	20	40	24
1ET-22-12SP	M22X1.5	R3/4"X14	O13.2X1.8 N90	12	20	40	27
1ET-27-08SP	M27X1.5	R1/2"X14	O17.0X1.8 N90	13	20	43	30
1ET-27-12SP	M27X1.5	R3/4"X14	O17.0X1.8 N90	13	20	43	30
1ET-30-12SP	M30X1.5	R3/4"X14	O19.0X1.8 N90	14	20	45	32
1ET-36-12SP	M36X2	R3/4"X14	O23.6X1.8 N90	16	20	47	38
1ET-36-16SP	M36X2	R1"X11	O23.6X1.8 N90	16	25.5	52.5	38
1ET-39-16SP	M39X2	R1"X11	O26.5X1.8 N90	18	25.5	56.5	41
1ET-39-20SP	M39X2	R1.1/4"X11	O26.5X1.8 N90	18	26.5	57.5	46
1ET-42-20SP	M42X2	R1.1/4"X11	O29.0X1.8 N90	20	26.5	59.5	46
1ET-45-20SP	M45X2	R1.1/4"X11	O31.5X1.8 N90	21	26.5	60.5	46
1ET-52-24SP	M52X2	R1.1/2"X11	O37.5X1.8 N90	22	26.5	63.5	55

注：E端O形圈参数为外径与线径。
Note:The parameter of E end O-Ring is ring outside diameter and ring width.

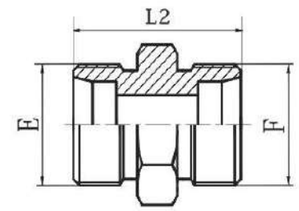

1C
1D

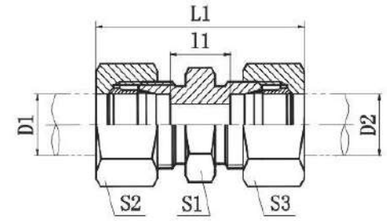

1C-RN
1D-RN

直通接头
STRAIGHT FITTINGS

代号 PART NO.	螺纹 THREAD		管子外径 TUBE O.D.		尺寸 DIMENSIONS						压力等级 MPa
	E	F	D1	D2	l1	L1	L2	S1	S2	S3	
1C-12	M12X1.5	M12X1.5	6	6	10	39	24	12	14	14	25 轻系列 L
1C-14	M14X1.5	M14X1.5	8	8	11	40	25	14	17	17	
1C-16	M16X1.5	M16X1.5	10	10	13	42	27	17	19	19	
1C-18	M18X1.5	M18X1.5	12	12	14	43	28	19	22	22	
1C-22	M22X1.5	M22X1.5	15	15	16	46	30	24	27	27	
1C-26	M26X1.5	M26X1.5	18	18	17	48	31	27	32	32	
1C-30	M30X2	M30X2	22	22	20	52	35	32	36	36	16 轻系列 L
1C-36	M36X2	M36X2	28	28	21	54	36	41	41	41	
1C-45	M45X2	M45X2	35	35	20	63	41	46	50	50	
1C-52	M52X2	M52X2	42	42	21	66	43	55	60	60	
1D-14	M14X1.5	M14X1.5	6	6	16	45	30	14	17	17	63 重系列 S
1D-16	M16X1.5	M16X1.5	8	8	18	47	32	17	19	19	
1D-18	M18X1.5	M18X1.5	10	10	17	49	32	19	22	22	
1D-20	M20X1.5	M20X1.5	12	12	19	51	34	22	24	24	
1D-22	M22X1.5	M22X1.5	14	14	22	57	38	24	27	27	
1D-24	M24X1.5	M24X1.5	16	16	21	57	38	27	30	30	40 重系列 S
1D-30	M30X2	M30X2	20	20	23	66	44	32	36	36	
1D-36	M36X2	M36X2	25	25	26	74	50	41	46	46	
1D-42	M42X2	M42X2	30	30	27	80	54	46	50	50	
1D-52	M52X2	M52X2	38	38	29	90	61	55	60	50	31.5 重系列S

注：如需带卡套及卡套螺母整套订货，则请在代号后加“RN”,如1C-30RN。
Note：In case if you are interested to order the adapter in complete set with cutting ring and nut ,it is necessary to insert suffix "RN" after our part no.，for example 1C-30RN.

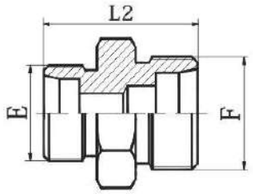

1C
1D

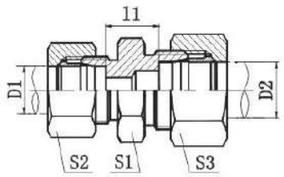

1C–RN
1D–RN

直通变径接头
STRAIGHT REDUCERS

代 号 PART NO.	螺 纹 THREAD E	F	管子外径 TUBE O.D. D1	D2	尺 寸 DIMENSIONS L1	L2	l1	S1	S2	S3	压力等级 MPa
1C–12–14	M12X1.5	M14X1.5	6	8	40	25	11	14	14	17	25 轻系列 L
1C–12–16	M12X1.5	M16X1.5	6	10	41	26	12	17	14	19	
1C–14–18	M14X1.5	M18X1.5	8	12	42	27	13	19	17	22	
1C–16–18	M16X1.5	M18X1.5	10	12	43	28	14	19	19	22	
1C–16–22	M16X1.5	M22X1.5	10	15	44.5	29	15	24	19	27	
1C–16–26	M16X1.5	M26X1.5	10	18	46	31	16.5	27	19	32	
1C–18–22	M18X1.5	M22X1.5	12	15	44.5	29	15	24	22	27	
1C–18–26	M18X1.5	M26X1.5	12	18	46	30	15.5	27	22	32	
1C–22–26	M22X1.5	M26X1.5	15	18	47.5	31	16.5	27	27	36	
1C–22–30	M22X1.5	M30X2	15	22	49.5	33	18.5	32	27	32	16 轻系列 L
1C–26–30	M26X1.5	M30X2	18	22	50	33	18	32	32	36	
1C–26–36	M26X1.5	M36X2	18	28	51.5	34	19	41	32	41	
1C–30–36	M30X2	M36X2	22	28	53.5	36	21	41	36	41	
1C–30–45	M30X2	M45X2	22	35	58.5	39	21	46	36	50	
1C–36–45	M36X2	M45X2	28	35	59	39	21	46	41	50	
1D–14–16	M14X1.5	M16X1.5	6	8	47	32	18	17	17	19	63 重系列 S
1D–14–20	M14X1.5	M20X1.5	6	12	50	34	19.5	22	17	24	
1D–16–18	M16X1.5	M18X1.5	8	10	48	32	17.5	19	19	22	
1D–16–20	M16X1.5	M20X1.5	8	12	50	34	19.5	22	19	24	
1D–18–20	M18X1.5	M20X1.5	10	12	51	34	19	22	22	24	
1D–18–22	M18X1.5	M22X1.5	10	14	54	36	20.5	24	22	27	
1D–20–24	M20X1.5	M24X1.5	12	16	54	36	20	27	24	30	40 重系列 S
1D–20–30	M20X1.5	M30X2	12	20	59.5	40	22	32	24	36	
1D–22–24	M22X1.5	M24X1.5	14	16	57	38	21.5	27	27	59	
1D–24–30	M24X1.5	M30X2	16	20	62.5	42	23	32	30	36	
1D–24–36	M24X1.5	M36X2	16	25	67.5	48	25.5	41	30	46	
1D–30–36	M30X2	M36X2	20	25	71	48	25.5	41	36	46	
1D–30–42	M30X2	M42X2	20	30	74	50	26	46	36	50	
1D–36–42	M36X2	M42X2	25	30	77	52	26.5	46	46	50	
1D–42–52	M42X2	M52X2	30	38	86.5	59	29.5	55	50	60	31.5重系列S

注：如需带卡套及卡套螺母整套订货，则请在代号后加“RN”,如1C–30–36RN。
Note：In case if you are interested to order the adapter in complete set with cutting ring and nut ,it is necessary to insert suffix "RN" after our part no.，for example 1C–30–36RN.

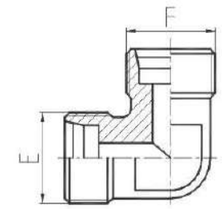

1C9
1D9

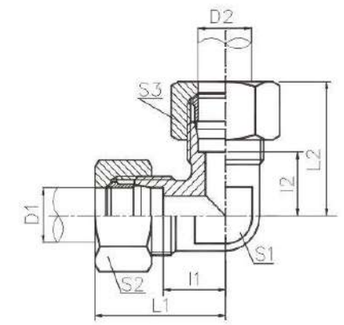

1C9–RN
1D9–RN

90° 弯曲接头
90° ELBOW FITTINGS

代 号 PART NO.	螺 纹 THREAD E	F	管子外径 TUBE O.D. D1	D2	尺 寸 DIMENSIONS l1,l2	L1,L2	S1	S2,S3	压力等级 MPa
1C9–12	M12X1.5	M12X1.5	6	6	12	27	12	14	25 轻系列 L
1C9–14	M14X1.5	M14X1.5	8	8	14	29	12	17	
1C9–16	M16X1.5	M16X1.5	10	10	15	30	14	19	
1C9–18	M18X1.5	M18X1.5	12	12	17	32	17	22	
1C9–22	M22X1.5	M22X1.5	15	15	21	36	19	27	
1C9–26	M26X1.5	M26X1.5	18	18	23.5	40	24	32	
1C9–30	M30X2	M30X2	22	22	27.5	44	27	36	16 轻系列 L
1C9–36	M36X2	M36X2	28	28	30.5	47	36	41	
1C9–45	M45X2	M45X2	35	35	34.5	56	41	50	
1C9–52	M52X2	M52X2	42	42	40	63	50	60	
1D9–14	M14X1.5	M14X1.5	6	6	16	31	12	17	63 重系列 S
1D9–16	M16X1.5	M16X1.5	8	8	17	32	14	19	
1D9–18	M18X1.5	M18X1.5	10	10	17.5	34	17	22	
1D9–20	M20X1.5	M20X1.5	12	12	21.5	38	17	24	
1D9–22	M22X1.5	M22X1.5	14	14	22	40	19	27	
1D9–24	M24X1.5	M24X1.5	16	16	24.5	43	24	30	40 重系列 S
1D9–30	M30X2	M30X2	20	20	26.5	48	27	36	
1D9–36	M36X2	M36X2	25	25	30	54	36	46	
1D9–42	M42X2	M42X2	30	30	35.5	62	41	50	
1D9–52	M52X2	M52X2	38	38	41	72	50	60	31.5重系列S

注：如需带卡套及卡套螺母整套订货，则请在代号后加“RN”,如1C9–30RN。
Note：In case if you are interested to order the adapter in complete set with cutting ring and nut ,it is necessary to insert suffix "RN" after our part no.，for example 1C9–30RN.

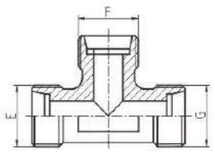

AC

AD

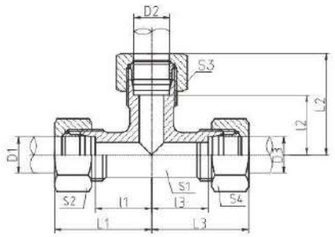

AC–RN

AD–RN

三通接头
EQUAL TEES

代 号 PART NO.	螺 纹 THREAD E ,F ,G	管子外径 TUBE O.D. D1 , D2 ,D3	尺 寸 DIMENSIONS l1,l2,l3	L1,L2,L3	S1	S2,S3,S4	压力等级 MPa
AC–12	M12X1.5	6	12	27	12	14	25 轻系列 L
AC–14	M14X1.5	8	14	29	12	17	
AC–16	M16X1.5	10	15	30	14	19	
AC–18	M18X1.5	12	17	32	17	22	
AC–22	M22X1.5	15	21	36	19	27	
AC–26	M26X1.5	18	23.5	40	24	32	
AC–30	M30X2	22	27.5	44	27	36	16 轻系列 L
AC–36	M36X2	28	30.5	47	36	41	
AC–45	M45X2	35	34.5	56	41	50	
AC–52	M52X2	42	40	63	50	60	
AD–14	M14X1.5	6	16	31	12	17	63 重系列 S
AD–16	M16X1.5	8	17	32	14	19	
AD–18	M18X1.5	10	17.5	34	17	22	
AD–20	M20X1.5	12	21.5	38	17	24	
AD–22	M22X1.5	14	22	40	19	27	
AD–24	M24X1.5	16	24.5	43	24	30	40 重系列 S
AD–30	M30X2	20	26.5	48	27	36	
AD–36	M36X2	25	30	54	36	46	
AD–42	M42X2	30	35.5	62	41	50	
AD–52	M52X2	38	41	72	50	60	31.5重系列S

注：如需带卡套及卡套螺母整套订货，则请在代号后加“RN”,如AC–22RN。

Note：In case if you are interested to order the adapter in complete set with cutting ring and nut ,it is necessary to insert suffix "RN" after our part no.，for example AC–22RN.

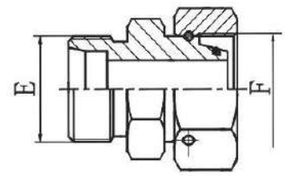

2C

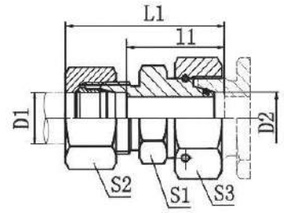

2C–RN

外螺纹内螺纹转换接头
REDUCER TUBE ADAPTOR WITH SWIVEL NUT

代 号 PART NO.	螺 纹 THREAD E	F	管子外径 TUBE O.D. D1	D2	尺 寸 DIMENSIONS l1	L1	S1	S2	S3	压力等级 MPa
2C–12–14	M12X1.5	M14X1.5	6	8	23.5	38	12	14	17	25 轻系列 L
2C–12–16	M12X1.5	M16X1.5	6	10	25	40	14	14	19	
2C–14–16	M14X1.5	M16X1.5	8	10	25	40	14	17	19	
2C–16–18	M16X1.5	M18X1.5	10	12	26	41	17	19	22	
2C–14–22	M14X1.5	M22X1.5	8	15	28.5	43	19	17	27	
2C–16–22	M16X1.5	M22X1.5	10	15	29.5	44	19	19	27	
2C–18–22	M18X1.5	M22X1.5	12	15	29.5	44	19	22	27	
2C–16–26	M16X1.5	M26X1.5	10	18	29	44	24	19	32	
2C–18–26	M18X1.5	M26X1.5	12	18	29	44	24	22	32	
2C–22–26	M22X1.5	M26X1.5	15	18	30	45	24	27	32	
2C–18–30	M18X1.5	M30X2	12	22	33	48	27	22	36	16 轻系列 L
2C–22–30	M22X1.5	M30X2	15	22	34	49	27	27	36	
2C–26–30	M26X1.5	M30X2	18	22	33.5	50	27	32	36	
2C–22–36	M22X1.5	M36X2	15	28	36	51	36	27	41	
2C–26–36	M26X1.5	M36X2	18	28	35.5	52	36	32	41	
2C–30–36	M30X2	M36X2	22	28	37.5	54	36	36	41	
2C–26–45	M26X1.5	M45X2	18	35	38.5	55	41	32	50	
2C–30–45	M30X2	M45X2	22	35	40.5	57	41	36	50	
2C–36–45	M36X2	M45X2	28	35	40.5	57	41	41	50	
2C–26–52	M26X1.5	M52X2	18	42	42	58	50	32	60	
2C–30–52	M30X2	M52X2	22	42	44	60	50	36	60	
2C–36–52	M36X2	M52X2	28	42	44	61	50	41	60	
2C–45–52	M45X2	M52X2	35	42	43	65	50	50	60	

注：如需带卡套及卡套螺母整套订货，则请在代号后加“RN”,如2C–30–52RN。

Note：In case if you are interested to order the adapter in complete set with cutting ring and nut ,it is necessary to insert suffix "RN" after our part no.，for example 2C–30–52RN.

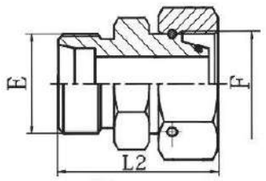

2D

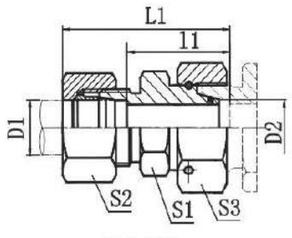

2D–RN

外螺纹内螺纹转换接头
REDUCER TUBE ADAPTOR WITH SWIVEL NUT

代 号 PART NO.	螺 纹 THREAD E	F	管子外径 TUBE O.D. D1	D2	尺 寸 DIMENSIONS l1	L1	L2	S1	S2	S3	压力等级 MPa
2D–18–20	M18X1.5	M20X1.5	10	12	31	46	37.5	19	22	24	63 重系列 S
2D–18–22	M18X1.5	M22X1.5	10	14	31	47	36.5	19	22	27	
2D–20–22	M20X1.5	M22X1.5	12	14	31	47	39	22	24	27	
2D–16–24	M16X1.5	M24X1.5	8	16	32	47	40.5	22	19	30	40 重系列 S
2D–18–24	M18X1.5	M24X1.5	10	16	31.5	48	40	22	22	30	
2D–18–30	M18X1.5	M30X2	10	20	35.5	52	44	27	22	36	
2D–20–24	M20X1.5	M24X1.5	12	16	33.5	50	35.5	22	24	30	
2D–20–30	M20X1.5	M30X2	12	20	35.5	52	44	27	24	36	
2D–22–24	M22X1.5	M24X1.5	14	16	33	51	42	24	27	30	
2D–22–30	M22X1.5	M30X2	14	20	37	55	46	27	27	36	
2D–22–36	M22X1.5	M36X2	14	25	39.5	57	48	36	27	46	
2D–24–30	M24X1.5	M30X2	16	20	37.5	55	46	27	30	36	
2D–24–36	M24X1.5	M36X2	16	25	39	57	48	36	30	46	
2D–24–42	M24X1.5	M42X2	16	30	44.5	63	51	41	30	50	
2D–30–36	M30X2	M36X2	20	25	39	61	50.5	36	36	46	
2D–30–42	M30X2	M42X2	20	30	44.5	66	53	41	36	50	
2D–36–42	M36X2	M42X2	25	30	44	69	56	41	46	50	
2D–24–52	M24X1.5	M52X2	16	38	48	66	51	50	30	60	31.5 重系列 S
2D–30–52	M30X2	M52X2	20	38	48	70	53.5	50	36	60	
2D–36–52	M36X2	M52X2	25	38	48.5	73	55	50	46	60	
2D–42–52	M42X2	M52X2	30	38	49	76	57	50	50	60	

注：如需带卡套及卡套螺母整套订货，则请在代号后加“RN”,如2D–30–52RN。
Note：In case if you are interested to order the adapter in complete set with cutting ring and nut ,it is necessary to insert suffix "RN" after our part no.，for example 2D–30–52RN.

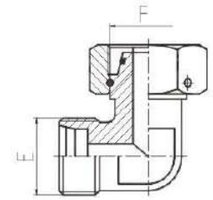

2C9

2D9

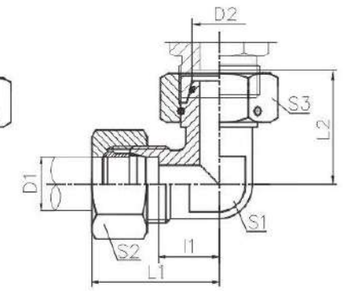

2C9–RN

2D9–RN

90° 弯外螺纹内螺纹转换接头
REDUCER TUBE ADAPTOR WITH SWIVEL NUT 90° ELBOW

代 号 PART NO.	螺 纹 THREAD E	F	管子外径 TUBE O.D. D1	D2	尺 寸 DIMENSIONS l1	L1	L2	S1	S2	S3	压力等级 MPa
2C9–12	M12X1.5	M12X1.5	6	6	12	27	26	12	14	14	25 轻系列 L
2C9–14	M14X1.5	M14X1.5	8	8	14	29	27.5	12	17	17	
2C9–16	M16X1.5	M16X1.5	10	10	15	30	29	14	19	19	
2C9–18	M18X1.5	M18X1.5	12	12	17	32	29.5	17	22	22	
2C9–22	M22X1.5	M22X1.5	15	15	21	36	32.5	19	27	27	
2C9–26	M26X1.5	M26X1.5	18	18	23.5	40	35.5	24	32	32	
2C9–30	M30X2	M30X2	22	22	27.5	44	38.5	27	36	36	16 轻系列L
2C9–36	M36X2	M36X2	28	28	30.5	47	41.5	36	41	41	
2C9–45	M45X2	M45X2	35	35	34.5	56	51	41	50	50	
2C9–52	M52X2	M52X2	42	42	40	63	56	50	60	60	
2D9–14	M14X1.5	M14X1.5	6	6	16	31	27	12	17	17	63 重系列 S
2D9–16	M16X1.5	M16X1.5	8	8	17	32	27.5	14	19	19	
2D9–18	M18X1.5	M18X1.5	10	10	17.5	34	30	17	22	22	
2D9–20	M20X1.5	M20X1.5	12	12	21.5	38	31	17	24	24	
2D9–22	M22X1.5	M22X1.5	14	14	22	40	35	19	27	27	
2D9–24	M24X1.5	M24X1.5	16	16	24.5	43	36.5	24	30	30	40 重系列 S
2D9–30	M30X2	M30X2	20	20	26.5	48	44.5	27	36	36	
2D9–36	M36X2	M36X2	25	25	30	54	50	36	46	46	
2D9–42	M42X2	M42X2	30	30	35.5	62	55	41	50	50	
2D9–52	M52X2	M52X2	38	38	41	72	63	50	60	60	31.5重系列S

注：如需带卡套及卡套螺母整套订货，则请在代号后加“RN”,如2C9–30RN。
Note：In case if you are interested to order the adapter in complete set with cutting ring and nut ,it is necessary to insert suffix "RN" after our part no.，for example 2C9–30RN.

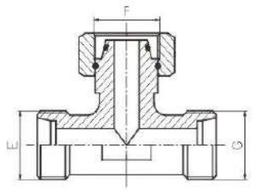

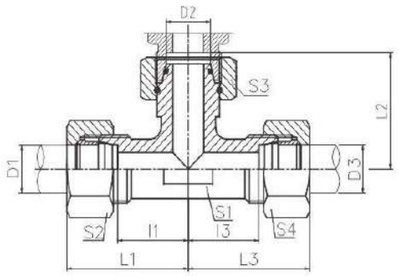

BC　　BC–RN

BD　　BD–RN

内螺纹分支三通接头
BRANCH TEE FITTINGS WITH SWIVEL NUT

代 号 PART NO.	螺 纹 THREAD E,G	F	管子外径 TUBE O.D. D1,D3	D2	尺 寸 DIMENSIONS l1,l3	L1,L3	L2	S1	S2,S4	S3	压力等级 MPa
BC–12	M12X1.5	M12X1.5	6	6	12	27	26	12	14	14	25 轻系列 L
BC–14	M14X1.5	M14X1.5	8	8	14	29	27.5	12	17	17	
BC–16	M16X1.5	M16X1.5	10	10	15	30	29	14	19	19	
BC–18	M18X1.5	M18X1.5	12	12	17	32	29.5	17	22	22	
BC–22	M22X1.5	M22X1.5	15	15	21	36	32.5	19	27	27	
BC–26	M26X1.5	M26X1.5	18	18	23.5	40	35.5	24	32	32	
BC–30	M30X2	M30X2	22	22	27.5	44	38.5	27	36	36	16 轻系列L
BC–36	M36X2	M36X2	28	28	30.5	47	41.5	36	41	41	
BC–45	M45X2	M45X2	35	35	34.5	56	51	41	50	50	
BC–52	M52X2	M52X2	42	42	40	63	56	50	60	60	
BD–14	M14X1.5	M14X1.5	6	6	16	31	27	12	17	17	63 重系列 S
BD–16	M16X1.5	M16X1.5	8	8	17	32	27.5	14	19	19	
BD–18	M18X1.5	M18X1.5	10	10	17.5	34	30	17	22	22	
BD–20	M20X1.5	M20X1.5	12	12	21.5	38	31	17	24	24	
BD–22	M22X1.5	M22X1.5	14	14	22	40	35	19	27	27	
BD–24	M24X1.5	M24X1.5	16	16	24.5	43	36.5	24	30	30	40 重系列 S
BD–30	M30X2	M30X2	20	20	26.5	48	44.5	27	36	36	
BD–36	M36X2	M36X2	25	25	30	54	50	36	46	46	
BD–42	M42X2	M42X2	30	30	35.5	62	55	41	50	50	
BD–52	M52X2	M52X2	38	38	41	72	63	50	60	60	31.5重系列S

注：如需带卡套及卡套螺母整套订货，则请在代号后加“RN”,如BC–30RN。
Note：In case if you are interested to order the adapter in complete set with cutting ring and nut ,it is necessary to insert suffix "RN" after our part no.，for example BC–30RN.

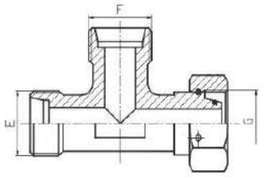

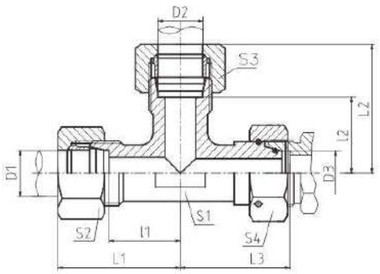

CC　　CC–RN

CD　　CD–RN

内螺纹主支三通接头
RUN TEE FITTINGS WITH SWIVEL NUT

代 号 PART NO.	螺 纹 THREAD E,F	G	管子外径 TUBE O.D. D1,D2	D3	尺 寸 DIMENSIONS l1,l2	L1,L2	L3	S1	S2,S3	S4	压力等级 MPa
CC–12	M12X1.5	M12X1.5	6	6	12	27	26	12	14	14	25 轻系列 L
CC–14	M14X1.5	M14X1.5	8	8	14	29	27.5	12	17	17	
CC–16	M16X1.5	M16X1.5	10	10	15	30	29	14	19	19	
CC–18	M18X1.5	M18X1.5	12	12	17	32	29.5	17	22	22	
CC–22	M22X1.5	M22X1.5	15	15	21	36	32.5	19	27	27	
CC–26	M26X1.5	M26X1.5	18	18	23.5	40	35.5	24	32	32	
CC–30	M30X2	M30X2	22	22	27.5	44	38.5	27	36	36	16 轻系列L
CC–36	M36X2	M36X2	28	28	30.5	47	41.5	36	41	41	
CC–45	M45X2	M45X2	35	35	34.5	56	51	41	50	50	
CC–52	M52X2	M52X2	42	42	40	63	56	50	60	60	
CD–14	M14X1.5	M14X1.5	6	6	16	31	27	12	17	17	63 重系列 S
CD–16	M16X1.5	M16X1.5	8	8	17	32	27.8	14	19	19	
CD–18	M18X1.5	M18X1.5	10	10	17.5	34	30	17	22	22	
CD–20	M20X1.5	M20X1.5	12	12	21.5	38	31	17	24	24	
CD–22	M22X1.5	M22X1.5	14	14	22	40	35	19	27	27	
CD–24	M24X1.5	M24X1.5	16	16	24.5	43	36.5	24	30	30	40 重系列 S
CD–30	M30X2	M30X2	20	20	26.5	48	44.5	27	36	36	
CD–36	M36X2	M36X2	25	25	30	54	50	36	46	46	
CD–42	M42X2	M42X2	30	30	35.5	62	55	41	50	50	
CD–52	M52X2	M52X2	38	38	41	72	63	50	60	60	31.5重系列S

注：如需带卡套及卡套螺母整套订货，则请在代号后加“RN”,如CC–30RN。
Note：In case if you are interested to order the adapter in complete set with cutting ring and nut ,it is necessary to insert suffix "RN" after our part no.，for example CC–30RN.

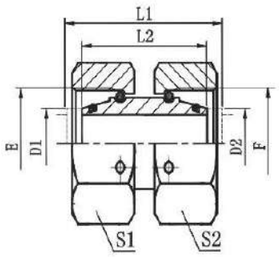

3C
3D

内螺纹直通接头
STRAIGHT TUBE ADAPTERS WITH SWIVEL NUT

代 号 PART NO.	螺 纹 THREAD E,F	管子外径 TUBE O.D. D1,D2	尺 寸 DIMENSIONS L1	L2	S1,S2	压力等级 MPa
3C-12	M12X1.5	6	33	32	14	25 轻系列 L
3C-14	M14X1.5	8	33	32	17	
3C-16	M16X1.5	10	34	34	19	
3C-18	M18X1.5	12	34	35	22	
3C-22	M22X1.5	15	39	38	27	
3C-26	M26X1.5	18	41	39	32	
3C-30	M30X2	22	44	42	36	16 轻系列 L
3C-36	M36X2	28	48	46	41	
3C-45	M45X2	35	52	48	50	
3C-52	M52X2	42	57	52	60	
3D-14	M14X1.5	6	33	32	17	63 重系列 S
3D-16	M16X1.5	8	34	34	19	
3D-18	M18X1.5	10	35	36	22	
3D-20	M20X1.5	12	38	37	24	
3D-22	M22X1.5	14	41	35	27	
3D-24	M24X1.5	16	42	39	30	40 重系列 S
3D-30	M30X2	20	48	46	36	
3D-36	M36X2	25	53	46	46	
3D-42	M42X2	30	62	52	50	
3D-52	M52X2	38	67	52	60	31.5重系列S

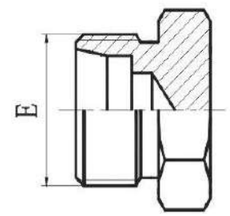

4C
4D

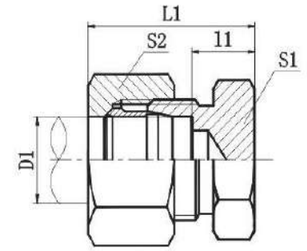

4C-RN
4D-RN

堵头
PLUG

代 号 PART NO.	螺 纹 THREAD E	管子外径 TUBE O.D. D1	尺 寸 DIMENSIONS l1	L1	S1	S2	压力等级 MPa
4C-12	M12X1.5	6	7	22	12	14	25 轻系列 L
4C-14	M14X1.5	8	8	23	14	17	
4C-16	M16X1.5	10	9	24	17	19	
4C-18	M18X1.5	12	10	25	19	22	
4C-22	M22X1.5	15	11	26	24	27	
4C-26	M26X1.5	18	11.5	28	27	32	
4C-30	M30X2	22	13.5	30	32	36	16 轻系列 L
4C-36	M36X2	28	14.5	31	41	41	
4C-45	M45X2	35	14.5	36	46	50	
4C-52	M52X2	42	16	39	55	60	
4D-14	M14X1.5	6	11	26	14	17	63 重系列 S
4D-16	M16X1.5	8	13	28	17	19	
4D-18	M18X1.5	10	12.5	29	19	22	
4D-20	M20X1.5	12	14.5	31	22	24	
4D-22	M22X1.5	14	16	34	24	27	
4D-24	M24X1.5	16	15.5	34	27	30	40 重系列 S
4D-30	M30X2	20	17.5	39	32	36	
4D-36	M36X2	25	20	44	41	46	
4D-42	M42X2	30	20.5	47	46	50	
4D-52	M52X2	38	23	54	55	60	31.5重系列S

注：如需带卡套及卡套螺母整套订货，则请在代号后加“RN”,如4C-30RN。
Note：In case if you are interested to order the adapter in complete set with cutting ring and nut ,it is necessary to insert suffix "RN" after our part no.，for example 4C-30RN.

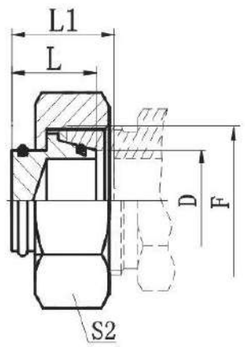

9C
9D
内螺纹堵头
FEMALE PLUG

代 号 PART NO.	螺 纹 THREAD F	管子外径 TUBE O.D. D	尺 寸 DIMENSIONS L	L1	S2	压力等级 MPa
9C-12	M12X1.5	6	15.5	17.5	14	25 轻系列 L
9C-14	M14X1.5	8	15.5	18	17	
9C-16	M16X1.5	10	17	18	19	
9C-18	M18X1.5	12	18.5	19.5	22	
9C-22	M22X1.5	15	19	20	27	
9C-26	M26X1.5	18	20.5	22	32	
9C-30	M30X2	22	22	22.5	36	16 轻系列 L
9C-36	M36X2	28	23.5	24.5	41	
9C-45	M45X2	35	25.5	29	55	
9C-52	M52X2	42	27.5	31.5	60	
9D-14	M14X1.5	6	16	18	17	63 重系列 S
9D-16	M16X1.5	8	16.5	18.5	19	
9D-18	M18X1.5	10	18	20	22	
9D-20	M20X1.5	12	18.5	20.5	24	
9D-22	M22X1.5	14	18.5	21.5	27	
9D-24	M24X1.5	16	18.5	21.5	30	40 重系列 S
9D-30	M30X2	20	23	25	36	
9D-36	M36X2	25	23.5	28.5	46	
9D-42	M42X2	30	25.5	32	50	
9D-52	M52X2	38	26.5	36	60	31.5重系列S

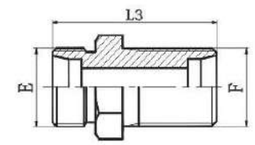

6C
6D

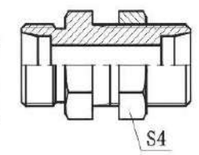

6C-LN
6D-LN

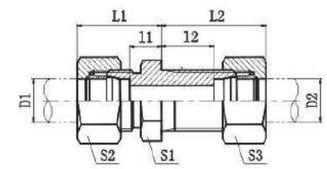

6C-RN
6D-RN

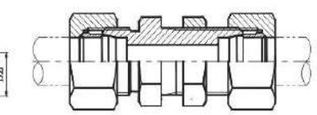

6C-LN/RN
6D-LN/RN

直通过板接头
STRAIGHT BULKHEAD FITTINGS

代 号 PART NO.	螺 纹 THREAD E	F	管子外径 TUBE O.D. D1	D2	尺 寸 DIMENSIONS l1	l2	L1	L2	L3	S1	S2,S3	S4	压力等级 MPa
6C-12	M12X1.5	M12X1.5	6	6	7	27	22	42	48	17	14	17	25 轻系列 L
6C-14	M14X1.5	M14X1.5	8	8	8	27	23	42	49	19	17	19	
6C-16	M16X1.5	M16X1.5	10	10	10	28	25	43	52	22	19	22	
6C-18	M18X1.5	M18X1.5	12	12	10	29	25	44	53	24	22	24	
6C-22	M22X1.5	M22X1.5	15	15	12	31	27	46	57	27	27	27	
6C-26	M26X1.5	M26X1.5	18	18	13.5	32.5	30	49	61	32	32	32	
6C-30	M30X2	M30X2	22	22	16.5	34.5	33	51	66	36	36	36	16 轻系列 L
6C-36	M36X2	M36X2	28	28	18.5	35.5	35	52	69	41	41	41	
6C-45	M45X2	M45X2	35	35	18.5	36.5	40	58	76	50	50	55	
6C-52	M52X2	M52X2	42	42	19	36	42	59	77	60	60	65	
6D-14	M14X1.5	M14X1.5	6	6	12	29	27	44	55	19	17	19	63 重系列 S
6D-16	M16X1.5	M16X1.5	8	8	13	29	28	44	56	22	19	22	
6D-18	M18X1.5	M18X1.5	10	10	14.5	29.5	31	46	59	24	22	24	
6D-20	M20X1.5	M20X1.5	12	12	14.5	30.5	31	47	60	27	24	27	
6D-22	M22X1.5	M22X1.5	14	14	17	32	35	50	65	30	27	27	
6D-24	M24X1.5	M24X1.5	16	16	16.5	31.5	35	50	65	32	30	32	40 重系列 S
6D-30	M30X2	M30X2	20	20	17.5	33.5	39	55	72	41	36	36	
6D-36	M36X2	M36X2	25	25	20	35	44	59	79	46	46	41	
6D-42	M42X2	M42X2	30	30	21.5	37.5	48	64	86	50	50	50	
6D-52	M52X2	M52X2	38	38	22	37	53	68	91	65	60	65	31.5重系列S

注：如需带锁母订货，则请在代号后加“LN”,如6C-30LN；如需带卡套及卡套螺母订货，在代号后加“RN”，如6C-30RN；如需带锁母、卡套及卡套螺母订货，在代号后加“LN/RN”，如6C-30LN/RN。

Note：In case if you are interested to order the adapter with lock nut,please insert suffix "LN" after our part no. for example 6C-30LN,order the adapter with cutting ring and nut,insert suffix "RN" after part no.,for example 6C-30RN,order the adapter with lock nut and cutting ring and nut,insert suffix "LN/RN" after part no.,for example 6C-30LN/RN.

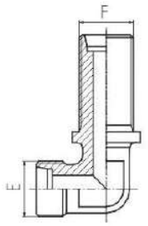

6C9
6D9

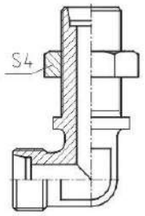

6C9-LN
6D9-LN

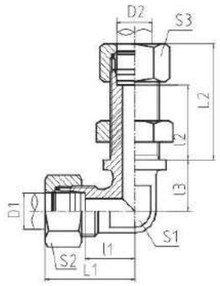

6C9-LN/RN
6D9-LN/RN

90° 弯曲过板接头
90° ELBOW BULKHEAD FITTINGS

代 号 PART NO.	螺 纹 THREAD E	F	管子外径 TUBE O.D. D1	D2	尺 寸 DIMENSIONS I1	I2	I3	L1	L2	S1	S2,S3	S4	压力等级 MPa
6C9-12	M12X1.5	M12X1.5	6	6	27	12	14	42	27	12	14	17	25 轻系列 L
6C9-14	M14X1.5	M14X1.5	8	8	27	14	17	42	29	12	17	19	
6C9-16	M16X1.5	M16X1.5	10	10	28	15	18	43	30	14	19	22	
6C9-18	M18X1.5	M18X1.5	12	12	29	17	20	44	32	17	22	24	
6C9-22	M22X1.5	M22X1.5	15	15	31	21	23	46	36	19	27	27	
6C9-26	M26X1.5	M26X1.5	18	18	32.5	23.5	24	49	40	24	32	32	
6C9-30	M30X2	M30X2	22	22	34.5	27.5	30	51	44	27	36	36	16 轻系列 L
6C9-36	M36X2	M36X2	28	28	35.5	30.5	34	52	47	36	41	41	
6C9-45	M45X2	M45X2	35	35	36.5	34.5	39	58	56	41	50	55	
6C9-52	M52X2	M52X2	42	42	36	40	43	59	63	50	60	65	
6D9-14	M14X1.5	M14X1.5	6	6	29	16	17	44	31	12	17	19	63 重系列 S
6D9-16	M16X1.5	M16X1.5	8	8	29	17	18	44	32	14	19	22	
6D9-18	M18X1.5	M18X1.5	10	10	29.5	17.5	20	46	34	17	22	24	
6D9-20	M20X1.5	M20X1.5	12	12	30.5	21.5	21	47	38	17	24	27	
6D9-22	M22X1.5	M22X1.5	14	14	32	22	23	50	40	19	27	27	
6D9-24	M24X1.5	M24X1.5	16	16	31.5	24.5	24	50	43	24	30	32	40 重系列 S
6D9-30	M30X2	M30X2	20	20	33.5	26.5	30	55	48	27	36	36	
6D9-36	M36X2	M36X2	25	25	35	30	34	59	54	36	46	41	
6D9-42	M42X2	M42X2	30	30	37.5	35.5	39	64	62	41	50	50	
6D9-52	M52X2	M52X2	38	38	37	41	43	68	72	50	60	60	31.5重系列S

注：如需带锁母订货，则请在代号后加“LN”,如6C9-30LN；如需带卡套及卡套螺母订货，在代号后加“RN”，如6C9-30RN；如需带锁母、卡套及卡套螺母订货，在代号后加“LN/RN”，如6C9-30LN/RN。

Note：In case if you are interested to order the adapter with lock nut,please insert suffix "LN" after our part no. for example 6C9-30LN,order the adapter with cutting ring and nut,insert suffix "RN" after part no.,for example 6C9-30RN,order the adapter with lock nut and cutting ring and nut,insert suffix "LN/RN" after part no.,for example 6C9-30LN/RN.

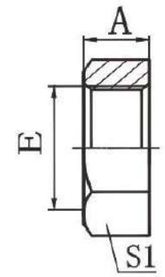

8C

公制螺纹锁母
METRIC LOCK NUT

代 号 PART NO.	螺 纹 THREAD E	尺 寸 DIMENSIONS A	S1
8C-10	M10X1	6	14
8C-12	M12X1.5	7.5	17
8C-14	M14X1.5	7.5	19
8C-16	M16X1.5	7.5	22
8C-18	M18X1.5	7.5	24
8C-22	M22X1.5	8	27
8C-24	M24X1.5	8	32
8C-26	M26X1.5	8	32
8C-27D	M27X1.5	10	32
8C-27	M27X2	10	32
8C-30	M30X2	10	36
8C-30D	M30X1.5	10	36
8C-33	M33X2	10	41
8C-36	M36X2	10	41
8C-39	M39X2	10	46
8C-42	M42X2	10	50
8C-45	M45X2	10	55
8C-52	M52X2	10	60

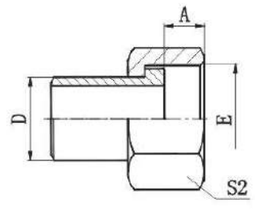

2WE

焊接管/公制内螺纹O形圈平面密封
BUTT-WELD TUBE/METRIC FEMALE O-RING

代 号 PART NO.	螺纹 THREAD E	管子直径 TUBE O.D.	尺 寸 DIMENSIONS A	D	S2
2WE-06-12	M12X1.25	6	8	6	14
2WE-08-14	M14X1.5	8	8.5	8	17
2WE-10-16	M16X1.5	10	8.5	10	19
2WE-12-18	M18X1.5	12	8.5	12	22
2WE-14-22	M22X1.5	14	10	14	27
2WE-22-30	M30X1.5	22	11	22	36
2WE-28-36	M36X2	28	13	28	41
2WE-30-39	M39X2	30	13	30	46
2WE-34-42	M42X2	34	15	34	50
2WE-38-45	M45X2	38	15	38	55
2WE-42-52	M52X2	42	17	42	60
2WE-50-60	M60X2	50	20	50	70
2WE-52-64	M64X2	52	23	52	75

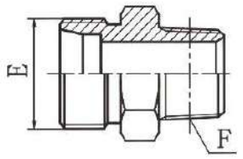

1CN
1DN

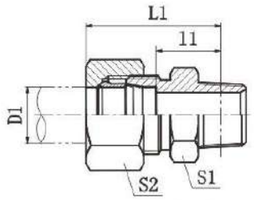

1CN-RN
1DN-RN

布锥管外螺纹
NPT MALE

代 号 PART NO.	螺 纹 THREAD E	F	管子外径 TUBE O.D.	尺 寸 DIMENSIONS l1	L1	S1	S2	压力等级 MPa
1CN-12-02	M12X1.5	Z1/8"X27	6	15.4	28.4	14	14	25 轻系列 L
1CN-12-04	M12X1.5	Z1/4"X18	6	17.2	32.2	14	14	
1CN-14-04	M14X1.5	Z1/4"X18	8	17.2	32.2	14	17	
1CN-16-04	M16X1.5	Z1/4"X18	10	18.2	33.2	17	19	
1CN-16-06	M16X1.5	Z3/8"X18	10	19.9	53.0	19	19	
1CN-18-04	M18X1.5	Z1/4"X18	12	19.2	34.2	19	22	
1CN-18-06	M18X1.5	Z3/8"X18	12	19.9	34.9	19	22	
1CN-18-08	M18X1.5	Z1/2"X14	12	21.3	36.4	22	22	
1CN-22-08	M22X1.5	Z1/2"X14	15	22.3	37.4	24	27	
1CN-22-20	M22X1.5	Z1.1/4"X11.5	15	29.8	37.4	46	27	
1CN-26-08	M26X1.5	Z1/2"X14	18	23.3	39.4	27	32	16 轻系列 L
1CN-26-12	M26X1.5	Z3/4"X14	18	22.4	38.9	30	32	
1CN-30-08	M30X2	Z1/2"X14	22	24.9	40.5	32	36	
1CN-30-12	M30X2	Z3/4"X14	22	24.9	40.9	32	36	
1CN-36-16	M36X2	Z1"X11.5	28	30.3	46.3	36	41	
1CN-36-20	M36X2	Z1.1/4"X11.5	28	31.3	46.3	46	41	
1CN-45-20	M45X2	Z1.1/4"X11.5	35	30.3	51.8	46	50	
1CN-52-20	M52X2	Z1.1/4"X11.5	42	31.8	55.8	55	60	
1CN-52-24	M52X2	Z1.1/2"X11.5	42	32.8	55.8	55	60	
1DN-14-04	M14X1.5	Z1/4"X18	6	22.2	37.2	17	17	40 重系列 S
1DN-16-04	M16X1.5	Z1/4"X18	8	22.2	37.2	17	19	
1DN-18-04	M18X1.5	Z1/4"X18	10	21.7	38.2	19	22	
1DN-18-06	M18X1.5	Z3/8"X18	10	22.4	38.9	19	22	
1DN-20-04	M20X1.5	Z1/4"X18	12	23.7	40.2	22	24	
1DN-20-06	M20X1.5	Z3/8"X18	12	24.4	40.9	22	24	
1DN-20-08	M20X1.5	Z1/2"X14	12	25.9	42.4	22	24	
1DN-22-08	M22X1.5	Z1/2"X14	14	27.3	45.4	24	27	
1DN-24-08	M24X1.5	Z1/2"X14	16	26.9	45.4	27	30	
1DN-30-12	M30X2	Z3/4"X14	20	28.4	49.9	32	36	25 重系列 S
1DN-36-12	M36X2	Z3/4"X14	25	30.9	34.0	41	46	
1DN-36-16	M36X2	Z1"X11.5	25	35.3	59.3	41	46	
1DN-42-16	M42X2	Z1"X11.5	30	35.8	59.3	46	46	
1DN-42-20	M42X2	Z1.1/4"X11.5	30	36.3	62.8	46	50	
1DN-52-24	M52X2	Z1.1/2"X11.5	38	39.8	70.8	55	60	

注：如需带卡套及卡套螺母整套订货，则请在代号后加“RN”,如1DN-30-12RN。
Note：In case if you are interested to order the adapter in complete set with cutting ring and nut ,it is necessary to insert suffix "RN" after our part no.，for example 1DN-30-12RN.

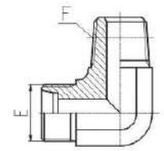

1CN9
1DN9

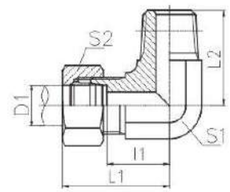

1CN9-RN
1DN9-RN

90° 弯布锥管外螺纹
90° ELBOW NPT MALE

代 号 PART NO.	螺 纹 THREAD E	F	管子外径 TUBE O.D.	尺 寸 DIMENSIONS l1	L1	L2	S1	S2	压力等级 MPa
1CN9-12-02	M12X1.5	Z1/8"X27	6	13	28	21	11	14	25 轻系列 L
1CN9-12-04	M12X1.5	Z1/4"X18	6	15.5	30.5	25.5	14	14	
1CN9-14-04	M14X1.5	Z1/4"X18	8	15.5	30.5	25.5	14	17	
1CN9-16-06	M16X1.5	Z3/8"X18	10	19	32.5	31	19	19	
1CN9-18-04	M18X1.5	Z1/4"X18	12	19	34	28	19	22	
1CN9-18-06	M18X1.5	Z3/8"X18	12	19	34	31	19	22	
1CN9-18-08	M18X1.5	Z1/2"X14	12	21	36	36.7	22	22	
1CN9-22-06	M22X1.5	Z3/8"X18	15	22	37	32.5	22	27	
1CN9-22-08	M22X1.5	Z1/2"X14	15	22	37	36.5	22	27	
1CN9-26-08	M26X1.5	Z1/2"X14	18	25.5	42	40	27	32	16 轻系列 L
1CN9-26-12	M26X1.5	Z3/4"X14	18	25.5	42	44	27	32	
1CN9-30-12	M30X2	Z3/4"X14	22	29.3	45.8	45	30	36	
1CN9-30-16	M30X2	Z1"X11.5	22	32		50	33	36	
1CN9-36-16	M36X2	Z1"X11.5	28	33	49.8	51.5	36	41	
1CN9-45-20	M45X2	Z1.1/4"X11.5	35	39	60.7	58.5	48	50	
1CN9-52-24	M52X2	Z1.1/2"X11.5	42	44.8	67.8	65	55	60	
1DN9-14-04	M14X1.5	Z1/4"X18	6	17.5	32.5	25.5	14	17	40 重系列 S
1DN9-16-04	M16X1.5	Z1/4"X18	8	18.5	33.7	26.5	16	19	
1DN9-18-06	M18X1.5	Z3/8"X18	10	19.5	36	31	19	22	
1DN9-20-04	M20X1.5	Z1/4"X18	12	19.5	36	28	19	24	
1DN9-20-06	M20X1.5	Z3/8"X18	12	19.5	36	31	19	24	
1DN9-22-06	M22X1.5	Z3/8"X18	14	23	41	32.5	22	27	
1DN9-22-08	M22X1.5	Z1/2"X14	14	23	41	36.7	22	27	
1DN9-24-06	M24X1.5	Z3/8"X18	16	24	42.5	33.5	24	30	
1DN9-24-08	M24X1.5	Z1/2"X14	16	24	42.5	37.5	24	30	
1DN9-30-08	M30X2	Z1/2"X14	20	28	49.8	41	30	36	25 重系列 S
1DN9-30-12	M30X2	Z3/4"X14	20	28	49.8	45	30	36	
1DN9-36-12	M36X2	Z3/4"X14	25	32.8	56.8	49	36	46	
1DN9-36-16	M36X2	Z1"X11.5	25	32.8	56.8	51.5	36	46	
1DN9-42-16	M42X2	Z1"X11.5	30	36.2	62.7	54.5	41	50	
1DN9-42-20	M42X2	Z1.1/4"X11.5	30	36.2	62.7	54.5	41	50	
1DN9-52-20	M52X2	Z1.1/4"X11.5	38	45.8	76.8	65	55	60	
1DN9-52-24	M52X2	Z1.1/2"X11.5	38	45.8	76.8	65	55	60	

注：如需带卡套及卡套螺母整套订货，则请在代号后加“RN”,如1CN9-30-12RN。
Note：In case if you are interested to order the adapter in complete set with cutting ring and nut ,it is necessary to insert suffix "RN" after our part no.，for example 1CN9-30-12RN.

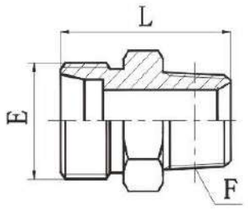

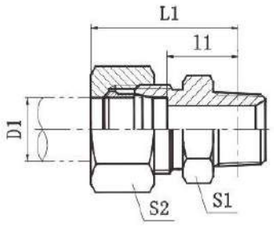

英锥管外螺纹
BSPT MALE

1CT-SP
1DT-SP

1CT-SP/RN
1DT-SP/RN

代 号 PART NO.	螺 纹 THREAD E	F	管子外径 TUBE O.D. D	尺 寸 DIMENSIONS l1	L	L1	S1	S2	压力等级 MPa
1CT-12-02SP	M12x1.5	R1/8"x28	6	13	24	28	12	14	25 轻系列 L
1CT-12-04SP	M12x1.5	R1/4"x19	6	16.5	29.5	31.5	14	14	
1CT-14-04SP	M14x1.5	R1/4"x19	8	16.5	29.5	31.5	14	17	
1CT-14-06SP	M14x1.5	R3/8"x19	8	17.6	31	32.6	19	17	
1CT-16-04SP	M16x1.5	R1/4"x19	10	17.5	30.5	32.5	17	19	
1CT-16-06SP	M16x1.5	R3/8"x19	10	17.6	31	33.6	17	19	
1CT-16-08SP	M16x1.5	R1/2"x14	10	21.8	37	36.8	22	19	
1CT-18-04SP	M18x1.5	R1/4"x19	12	18.5	31.5	33.5	19	22	
1CT-18-08SP	M18x1.5	R1/2"x14	12	21.8	37	36.8	22	22	
1CT-22-08SP	M22x1.5	R1/2"x14	15	22.8	38	37.8	24	27	
1CT-26-08SP	M26x1.5	R1/2"x14	18	23.3	39	39.8	27	32	16 轻系列 L
1CT-26-12SP	M26x1.5	R3/4"x14	18	22	39	38.5	30	32	
1CT-30-12SP	M30x2	R3/4"x14	22	24	41	40.5	32	36	
1CT-36-16SP	M36x2	R1"x11	28	29.6	47.5	46.1	38	41	
1CT-36-20SP	M36x2	R1.1/4"x11	28	29.3	49.5	45.8	46	41	
1CT-45-20SP	M45x2	R1.1/4"x11	35	28.3	51.5	49.8	46	50	
1CT-52-24SP	M52x2	R1.1/2"x11	42	29.8	53.5	52.8	55	60	
1DT-14-04SP	M14x1.5	R1/4"x19	6	21.5	34.5	36.5	17	17	40 重系列 S
1DT-16-04SP	M16x1.5	R1/4"x19	8	21.5	34.5	36.5	17	19	
1DT-20-04SP	M20x1.5	R1/4"x19	12	23	36.5	39.5	22	24	
1DT-20-06SP	M20x1.5	R3/8"x19	12	23.1	37	39.6	22	24	
1DT-22-06SP	M22x1.5	R3/8"x19	14	24.6	39	42.6	24	27	
1DT-22-08SP	M22x1.5	R1/2"x14	14	27.8	44	45.8	24	27	
1DT-24-06SP	M24x1.5	R3/8"x19	16	24.1	39	42.6	27	30	
1DT-24-08SP	M24x1.5	R1/2"x14	16	27.3	44	45.8	27	30	
1DT-30-12SP	M30x2	R3/4"x14	20	28	48	49.5	32	36	25 重系列 S
1DT-36-12SP	M36x2	R3/4"x14	25	30.5	52	53.5	38	46	
1DT-36-16SP	M36x2	R1"x11	25	35.1	57.5	58.1	38	46	
1DT-42-16SP	M42x2	R1"x11	30	36.1	60	62.1	46	50	
1DT-42-20SP	M42x2	R1.1/4"x11	30	34.3	60.5	60.8	46	50	

注：如需带卡套及卡套螺母整套订货，则请在代号后加“RN”,如1DT-22-08SP/RN。
Note：In case if you are interested to order the adapter in complete set with cutting ring and nut ,it is necessary to insert suffix "RN" after our part no.，for example 1DT-22-08SP/RN.

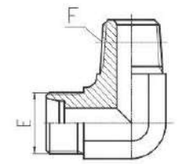

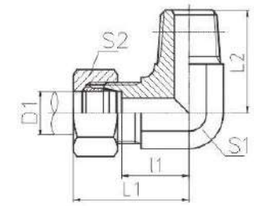

90° 弯英锥管外螺纹
90° ELBOW BSPT MALE

1CT9-SP
1DT9-SP

1CT9-SP/RN
1DT9-SP/RN

代 号 PART NO.	螺 纹 THREAD E	F	管子外径 TUBE O.D.	尺 寸 DIMENSIONS l1	L1	L2	S1	S2	压力等级 MPa
1CT9-12-02SP	M12X1.5	R1/8"X28	6	13	28	21	11	14	25 轻系列 L
1CT9-12-04SP	M12X1.5	R1/4"X19	6	15.5	30.5	25.5	14	14	
1CT9-14-04SP	M14X1.5	R1/4"X19	8	15.5	30.5	25.5	14	17	
1CT9-16-04SP	M16X1.5	R1/4"X19	10	17.5	32.5	26.5	16	19	
1CT9-16-06SP	M16X1.5	R3/8"X19	10	17.5	32.5	28	16	19	
1CT9-16-08SP	M16X1.5	R1/2"X14	10	21	36	36	22	19	
1CT9-18-04SP	M18X1.5	R1/4"X19	12	21	34	28	19	22	
1CT9-18-06SP	M18X1.5	R3/8"X19	12	19	34	30	19	22	
1CT9-18-08SP	M18X1.5	R1/2"X14	12	21	36	36	22	22	
1CT9-22-06SP	M22X1.5	R3/8"X19	15	22	37	32.5	22	27	
1CT9-22-08SP	M22X1.5	R1/2"X14	15	22	37	36	22	27	
1CT9-22-12SP	M22X1.5	R3/4"X14	15	25.5	40.5	43.5	27	27	
1CT9-26-08SP	M26X1.5	R1/2"X14	18	25.5	42	39.5	27	32	16 轻系列 L
1CT9-26-12SP	M26X1.5	R3/4"X14	18	25.5	42	43.5	27	32	
1CT9-30-12SP	M30X2	R3/4"X14	22	29.5	45.8	45.3	30	36	
1CT9-30-16SP	M30X2	R1"X11	22	31.5	48	50	33	36	
1CT9-36-16SP	M36X2	R1"X11	28	33	49.8	52	36	41	
1CT9-36-20SP	M36X2	R1.1/4"X11	28	36	52.7	56.5	41	41	
1CT9-45-20SP	M45X2	R1.1/4"X11	35	39	60.7	61	48	50	
1CT9-52-24SP	M52X2	R1.1/2"X11	42	42.5	67.8	64	48	60	
1DT9-14-04SP	M14X1.5	R1/4"X19	6	17.5	32.5	25.5	14	17	40 重系列 S
1DT9-16-04SP	M16X1.5	R1/4"X19	8	18.5	33.7	26.5	16	19	
1DT9-18-06SP	M18X1.5	R3/8"X19	10	19.5	36	30.5	19	22	
1DT9-20-04SP	M20X1.5	R1/4"X19	12	20	36	29	19	24	
1DT9-20-06SP	M20X1.5	R3/8"X19	12	19.5	36	30	19	24	
1DT9-22-06SP	M22X1.5	R3/8"X19	14	23.5	41	32.5	22	27	
1DT9-22-08SP	M22X1.5	R1/2"X14	14	23	41	36	22	27	
1DT9-24-06SP	M24X1.5	R3/8"X19	16	24.5	42.5	33.5	24	30	
1DT9-24-08SP	M24X1.5	R1/2"X14	16	24	42.5	37.5	24	30	
1DT9-30-08SP	M30X2	R1/2"X14	20	28.3	49.8	41	30	36	25 重系列 S
1DT9-30-12SP	M30X2	R3/4"X14	20	28	49.8	45.3	30	36	
1DT9-36-12SP	M36X2	R3/4"X14	25	33.3	57.3	52	36	46	
1DT9-36-16SP	M36X2	R1"X11	25	32.5	56.8	52	36	46	
1DT9-42-16SP	M42X2	R1"X11	30	36.2	62.7	56.5	41	50	
1DT9-42-20SP	M42X2	R1.1/4"X11	30	36.2	62.7	57	41	50	
1DT9-52-20SP	M52X2	R1.1/4"X11	38	45.8	76.8	67	55	60	
1DT9-52-24SP	M52X2	R1.1/2"X11	38	41	76.8	61	55	60	

注：如需带卡套及卡套螺母整套订货，则请在代号后加“RN”,如1CT9-30-12SP/RN。
Note：In case if you are interested to order the adapter in complete set with cutting ring and nut ,it is necessary to insert suffix "RN" after our part no.，for example 1CT9-30-12SP/RN.

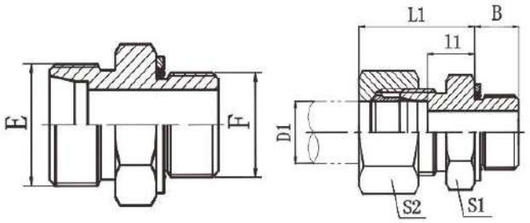

公制外螺纹柱端ISO 6149
METRIC THREAD STUD ENDS ISO 6149

1CH　　1CH–RN
1DH　　1DH–RN

代 号 PART NO.	螺 纹 THREAD E	F	管子外径D1 TUBE O.D.	O 形 圈 O RING	尺 寸 DIMENSIONS B	l1	L1	L2	S1	S2	压力等级 MPa
1CH–12–10	M12X1.5	M10X1	6	O08.1X1.6	11	9.5	23	25	14	14	25 轻系列 L
1CH–14	M14X1.5	M14X1.5	8	O11.3X2.4	13.5	7.5	25	28	19	17	
1CH–16–14	M16X1.5	M14X1.5	10	O11.3X2.4	13.5	12	26	30	19	19	
1CH–16	M16X1.5	M16X1.5	10	O13.3X2.4	14	10	28	31	22	19	
1CH–18–16	M18X1.5	M16X1.5	12	O13.3X2.4	14	10	27	31	22	22	
1CH–22–18	M22X1.5	M18X1.5	15	O15.3X2.4	15	11	29	33	24	27	
1CH–22–20	M22x1.5	M20X1.5	15	O17.3X2.4	14.5	12.5	30.5	34	27	27	
1CH–22	M22X1.5	M22X1.5	15	O19.3X2.4	15.5	12.5	31	35	27	27	
1CH–26–22	M26X1.5	M22X1.5	18	O19.3X2.4	15.5	12	31	35	27	32	
1CH–26	M26X1.5	M26X1.5	18	O23.5X3.0	16	12	31	35.5	32	32	
1CH–30–27	M30X2	M27X2	22	O23.5X3.0	18.5	14	33	40	32	36	16 轻系列 L
1CH–30	M30X2	M30X2	22	O26.5X3.0	18.5	15	33	41	36	36	
1CH–36–27	M36X2	M27X2	28	O23.5X3.0	18.5	15	34	41	41	41	
1CH–36–33	M36X2	M33X2	28	O29.5X3.0	19	14.5	34	41	41	41	
1CH–52–48	M52X2	M48X2	42	O44.5X3.0	22.5	16.5		48	55	60	
1DH–16–14	M16X1.5	M14X1.5	8	O11.3x2.4	13.5	12.5	30	33	19	19	63 重系列 S
1DH–20–18	M20X1.5	M18X1.5	12	O15.3X2.4	15	14.5	33	37	24	24	
1DH–24–22	M24X1.5	M22X1.5	16	O19.3x2.4	15.5	16	37	40	27	30	40 重系列 S
1DH–30–27	M30X2	M27X2	20	O23.5X3.0	18.5	18	42	47	32	36	
1DH–36–33	M36X2	M33X2	25	O29.5X3.0	19	20	47	51	41	46	
1DH–42	M42x2	M42X2	30	O38.5X3.0	19	20.5	50	53	50	50	

注：如需带卡套及卡套螺母整套订货，则请在代号后加“RN”,如1DH–20–18RN。
Note：In case if you are interested to order the adapter in complete set with cutting ring and nut ,it is necessary to insert suffix "RN" after our part NO.，for example 1DH–20–18RN.

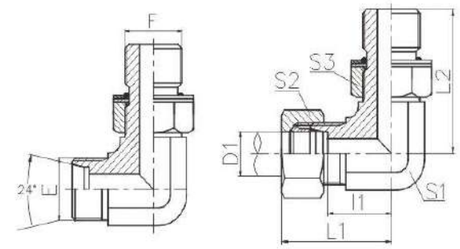

1CH9–OG　　1CH9–OG/RN
1DH9–OG　　1DH9–OG/RN

90° 弯公制外螺纹可调向柱端ISO 6149
90° ELBOW METRIC THREAD ADJUSTABLE STUD ENDS ISO 6149

代号 PART NO.	螺 纹 THREAD E	F	管子外径D1 TUBE O.D.	O 形 圈 O RING	尺 寸 DIMENSIONS l1	L1	L2	S1	S2	S3	压力等级 MPa
1CH9–12–10OG	M12X1.5	M10X1	6	O08.1X1.6	13	28	26.5	11	14	14	25 轻系列 L
1CH9–14–12OG	M14X1.5	M12X1.5	8	O09.3X2.4	15.5	30.5	32.5	14	17	17	
1CH9–16–14OG	M16X1.5	M14X1.5	10	O11.3X2.4	17.5	32.5	34	16	19	19	
1CH9–18–16OG	M18X1.5	M16X1.5	12	O13.3X2.4	19.5	34	35.5	19	22	22	
1CH9–22–18OG	M22X1.5	M18X1.5	15	O15.3X2.4	22	37	39.5	22	27	24	
1CH9–26–22OG	M26X1.5	M22X1.5	18	O19.3X2.4	25.5	42	43.5	27	32	27	
1CH9–30–27OG	M30X2	M27X2	22	O23.5X3.0	29.5	45.8	50	30	36	32	16 轻系列L
1CH9–36–33OG	M36X2	M33X2	28	O29.5X3.0	33.3	49.8	54	36	41	41	
1CH9–45–42OG	M45X2	M42X2	35	O38.5X3.0	39	58.5	61	48	50	50	
1CH9–52–48OG	M52X2	M48X2	42	O44.5X3.0	44.5	67.5	68.5	50	60	55	
1DH9–14–12OG	M14X1.5	M12X1.5	6	O09.3X2.4	17.5	32.5	32	14	17	17	63 重系列 S
1DH9–16–14OG	M16X1.5	M14X1.5	8	O11.3X2.4	18.5	33.7	34	16	19	19	
1DH9–18–16OG	M18X1.5	M16X1.5	10	O13.3X2.4	19.5	36	36	19	22	22	
1DH9–20–18OG	M20X1.5	M18X1.5	12	O15.3X2.4	19.5	36	37	19	24	24	
1DH9–22–20OG	M22X1.5	M20X1.5	14	O17.3X2.4	23.5	41	40.5	22	27	27	
1DH9–24–22OG	M24X1.5	M22X1.5	16	O19.3X2.4	24	42	41	24	30	27	
1DH9–30–27OG	M30X2	M27X2	20	O23.5X3.0	28.5	49.8	50	30	36	32	40 重系列 S
1DH9–36–33OG	M36X2	M33X2	25	O29.5X3.0	32.8	56.8	54	36	46	41	
1DH9–42OG	M42X2	M42X2	30	O38.5X3.0	36.2	62.7	57.2	41	50	50	

注：如需带卡套及卡套螺母整套订货，则请在代号后加“RN”,如1DH9–20–18OG/RN。
Note：In case if you are interested to order the adapter in complete set with cutting ring and nut ,it is necessary to insert suffix "RN" after our part NO.，for example 1DH9–20–18OG/RN.

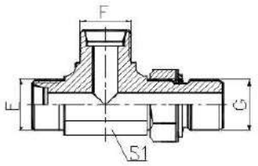

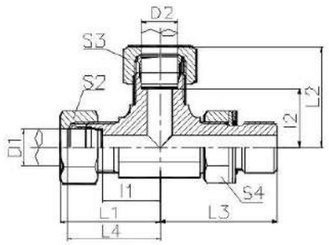

ACCH-OG
ADDH-OG

ACCH-OG/RN
ADDH-OG/RN

公制外螺纹可调向柱端ISO6149主支三通
METRIC MALE ADJUSTABLE STUD END ISO 6149 RUN TEE

代 号 PART NO.	螺 纹 THREAD E, F	G	管子外径TUBE O.D. D1	D2	O 形 圈 O RING	尺 寸 DIMENSIONS L4	L2	L3	S1	S2	压力等级 MPa
ACCH-12-12-10OG	M12X1.5	M10X1	6	6	8.1X1.6	20	20	26.5	11	14	
ACCH-14-14-12OG	M14X1.5	M12X1.5	8	8	9.3X2.4	22.5	22.5	32.5	14	17	
ACCH-16-16-14OG	M16X1.5	M14X1.5	10	10	11.3X2.4	24.5	24.5	34	16	19	25
ACCH-18-18-16OG	M18X1.5	M16X1.5	12	12	13.3X2.4	26	26	36	19	22	轻系列L
ACCH-22-22-18OG	M22X1.5	M18X1.5	15	15	15.3X2.4	29	29	39.5	22	24	
ACCH-26-26-22OG	M26X1.5	M22X1.5	18	18	19.3X2.4	33	33	43.5	27	27	
ACCH-30-30-27OG	M30X2	M27X2	22	22	23.5X3	37	37	50	30	32	16
ACCH-36-36-33OG	M36X2	M33X2	28	28	29.2X3	40.5	40.7	54	36	41	轻系列L
ADDH-14-14-12OG	M14X1.5	M12X1.5	6	6	9.3X2.4	25.8	25.8	32	14	17	63
ADDH-16-16-14OG	M16X1.5	M14X1.5	8	8	11.3X2.4	27	27	34	16	19	重系列
ADDH-18-18-16OG	M18X1.5	M16X1.5	10	10	13.3X2.4	28.5	28.5	36	19	22	S
ADDH-20-20-18OG	M20X1.5	M18X1.5	12	12	15.3X2.4	28.5	28.5	37	19	24	
ADDH-24-24-22OG	M24X1.5	M22X1.5	16	16	19.3X2.4	32.2	32.2	41.2	24	27	
ADDH-30-30-27OG	M30X2	M27X2	20	20	23.5X3	41.5	41.5	50	30	32	40
ADDH-36-36-33OG	M36X2	M33X2	25	25	29.2X3	46.5	46.5	54	36	41	重系列
ADDH-42-42-42OG	M42X2	M42X2	30	30	38.5X3	49.5	49.5	57.2	41	50	S

注：如需带卡套及卡套螺母整套订货，则请在代号后加“RN”,如ACCH-30-30-27OG/RN。
Note：In case if you are interested to order the adapter in complete set withcutting ring and nut , it is necessory to inset suffix "RN" in after of part no.,for example ACCH-30-30-27OG/RN.

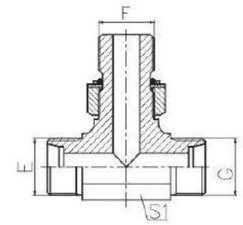

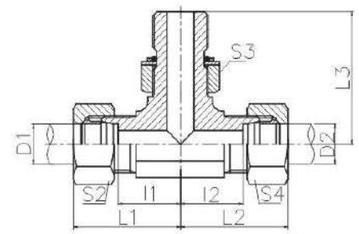

ACHC-OG
ADHD-OG

ACHC-OG/RN
ADHD-OG/RN

公制外螺纹可调向柱端ISO 6149分支三通
METRIC MALE ADJUSTABLE STUD END ISO 6149 BRANCH TEE

代 号 PART NO.	螺 纹 THREAD E,G	F	管子外径D1,D2 TUBE O.D.	O 形 圈 O RING	尺 寸 DIMENSIONS l1,l2	L1,L2	L3	S1	S2,S4	S3	压力等级 MPa
ACHC-12-10-12OG	M12X1.5	M10X1	6	O08.1X1.6	13	28	26.5	11	14	14	
ACHC-14-12-14OG	M14X1.5	M12X1.5	8	O09.3X2.4	15.5	30.5	32	14	17	17	
ACHC-16-14-16OG	M16X1.5	M14X1.5	10	O11.3X2.4	17.5	32.5	34	16	19	19	25
ACHC-18-16-18OG	M18X1.5	M16X1.5	12	O13.3X2.4	19	34	36	19	22	22	轻系列L
ACHC-22-18-22OG	M22X1.5	M18X1.5	15	O15.3X2.4	22	37	39.5	22	27	24	
ACHC-26-22-26OG	M26X1.5	M22X1.5	18	O19.3X2.4	25.5	42	43.5	27	32	27	
ACHC-30-27-30OG	M30X2	M27X2	22	O23.5X3.0	29.3	45.8	50	30	36	32	16
ACHC-36-33-36OG	M36X2	M33X2	28	O29.5X3.0	33.3	49.8	54	36	41	41	轻系列L
ADHD-14-12-14OG	M14X1.5	M12X1.5	6	O09.3X2.4	17.5	32.5	32	14	17	17	
ADHD-16-14-16OG	M16X1.5	M14X1.5	8	O11.3X2.4	18.7	33.7	34	16	19	19	63
ADHD-18-16-18OG	M18X1.5	M16X1.5	10	O13.3X2.4	19.5	36	36	19	22	22	重系列
ADHD-20-18-20OG	M20X1.5	M18X1.5	12	O15.3X2.4	19.5	36	37	19	24	24	S
ADHD-24-22-24OG	M24X1.5	M22X1.5	16	O19.3X2.4	24	42	37.5	24	30	27	
ADHD-30-27-30OG	M30X2	M27X2	20	O23.5X3.0	28.3	49.8	50	30	36	32	40
ADHD-36-33-36OG	M36X2	M33X2	25	O29.5X3.0	32.8	56.8	54	36	46	41	重系列
ADHD-42-42-42OG	M42X2	M42X2	30	O38.5X3.0	36.2	62.7	57.2	41	50	50	S

注：如需带卡套及卡套螺母整套订货，则请在代号后加“RN”,如ACHC-30-27-30OG/RN。
Note：In case if you are interested to order the adapter in complete set with cutting ring and nut ,it is necessary to insert suffix "RN" after our part no.，for example ACHC-30-27-30OG/RN.

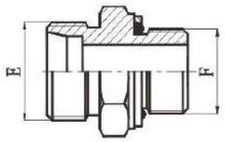

1CG
1DG

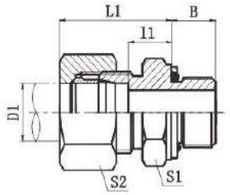

1CG-RN
1DG-RN

英管螺纹O形圈密封柱端
BSPP THREAD STUD ENDS WITH O-RING SEALING

代号 PART NO.	螺纹 THREAD E	F	管子外径 TUBE O.D.	尺寸 DIMENSIONS B	l1	L1	L2	S1	S2	压力等级 MPa
1CG-12-04	M12X1.5	G1/4"X19	6	11	9.5	25	27.5	19	14	25 轻系列 L
1CG-14-04	M14X1.5	G1/4"X19	8	11	10	25	28	19	17	
1CG-14-08	M14X1.5	G1/2"X14	8	14	13	27.5	34	27	34	
1CG-16-04	M16X1.5	G1/4"X19	10	11	12	26	30	19	19	
1CG-16-06	M16X1.5	G3/8"X19	10	11.5	12.5	27	31	22	19	
1CG-16-08	M16X1.5	G1/2"X14	10	14	14	29	35	27	19	
1CG-18-06	M18X1.5	G3/8"X19	12	11.5	12.5	27	31	22	22	
1CG-18-08	M18X1.5	G1/2"X14	12	14	14	28	35	27	22	
1CG-22-06	M22X1.5	G3/8"X19	15	11.5	13.5	29	32	24	27	
1CG-22-08	M22X1.5	G1/2"X14	15	14	15	29	36	27	27	
1CG-22-12	M22X1.5	G3/4"X14	15	15.5	15	30	37.5	32	32	
1CG-26-08	M26X1.5	G1/2"X14	18	14	14.5	31	36	27	32	
1CG-26-12	M26X1.5	G3/4"X14	18	15.5	14.5	32	37.5	32	32	
1CG-30-12	M30X2	G3/4"X14	22	15.5	16.5	33	39.5	32	36	16 轻系列 L
1CG-30-16	M30X2	G1"X11	22	18	17.5	35	43	41	36	
1CG-36-16	M36X2	G1"X11	28	18	17.5	34	43	41	41	
1CG-45-20	M45X2	G1.1/4"X11	35	20	17.5	39	48	50	50	
1CG-52-20	M52X2	G1.1/4"X11	42	20	19	42	50	55	60	
1CG-52-24	M52X2	G1.1/2"X11	42	21.5	20	42	52.5	55	60	
1CG-52-32	M52X2	G2"X11	42	24.5	25	44	60.5	70	60	
1DG-16-04	M16X1.5	G1/4"X19	8	11	15	31	33	19	19	63 重系列 S
1DG-18-06	M18X1.5	G3/8"X19	10	11.5	15	31	34	22	22	
1DG-20-06	M20X1.5	G3/8"X19	12	11.5	15	32	34	22	24	
1DG-20-08	M20X1.5	G1/2"X14	12	14	17.5	34	39	27	24	
1DG-22-06	M22X1.5	G3/8"X19	14	11.5	16	37	35.5	24	27	
1DG-22-08	M22X1.5	G1/2"X14	14	14	19	37	41	27	27	
1DG-24-08	M24X1.5	G1/2"X14	16	14	18.5	37	41	27	30	40 重系列 S
1DG-30-12	M30X2	G3/4"X14	20	15.5	20.5	42	46.5	32	36	
1DG-36-12	M36X2	G3/4"X14	25	15.5	23	47	50.5	41	46	
1DG-36-16	M36X2	G1"X11	25	18	23	47	53	41	46	
1DG-42-16	M42C2	G1"X11	30	18	23.5	48	55	46	50	
1DG-42-20	M42X2	G1.1/4"X11	30	20	23.5	50	57	50	50	

注：如需带卡套及卡套螺母整套订货，则请在代号后加“RN”,如1DG-20-08RN。
Note: In case if you are interested to order the adapter in complete set with cutting ring and nut ,it is necessary to insert suffix "RN" after our part no., for example 1DG-20-08RN.

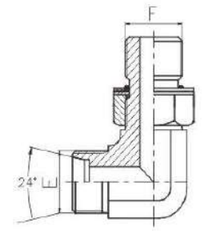

1CG9-OG
1DG9-OG

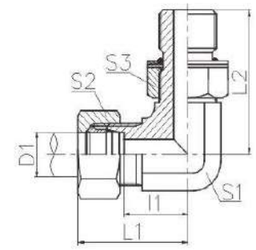

1CG9-OG/RN
1DG9-OG/RN

90° 弯英管螺纹可调向O形圈密封柱端
90° ELBOW BSPP THREAD ADJUSTABLE STUD ENDS WITH O-RING SEALING

代号 PART NO.	螺纹 THREAD E	F	管子外径 TUBE O.D. D1	尺寸 DIMENSIONS l1	L1	L2	S1	S2	S3	压力等级 MPa
1CG9-12-02OG	M12X1.5	G1/8"X28	6	13	28	26.2	11	14	14	25 轻系列 L
1CG9-14-04OG	M14X1.5	G1/4"X19	8	15.5	30.5	31	14	17	19	
1CG9-16-06OG	M16X1.5	G3/8"X19	10	17.5	32.5	35.8	16	19	22	
1CG9-18-06OG	M18X1.5	G3/8"X19	12	19	34	37	19	22	22	
1CG9-22-08OG	M22X1.5	G1/2"X14	15	22.5	37	43.2	22	27	27	
1CG9-26-08OG	M26X1.5	G1/2"X14	18	25.5	42	46	27	32	27	
1CG9-26-12OG	M26X1.5	G3/4"X14	18	25.5	42	49.3	27	32	32	
1CG9-30-12OG	M30X2	G3/4"X14	22	29.5	45.8	52	30	36	32	16 轻系列 L
1CG9-30-16OG	M30X2	G1"X11	22	31.5	48	53	33	36	41	
1CG9-36-16OG	M36X2	G1"X11	28	33	49.8	56	36	41	41	
1CG9-36-20OG	M36X2	G1.1/4"X11	28	36	52.8	59	41	41	50	
1CG9-45-20OG	M45X2	G1.1/4"X11	35	39	60.7	63	48	50	50	
1CG9-52-24OG	M52X2	G1.1/2"X11	42	41.5	67.8	64.5	48	60	55	
1DG9-14-04OG	M14X1.5	G1/4"X19	6	17.5	32.5	31.3	14	17	19	63 重系列 S
1DG9-16-04OG	M16X1.5	G1/4"X19	8	18.5	33.7	32.5	16	19	19	
1DG9-16-06OG	M16X1.5	G3/8"X19	8	18.7	33.7	35.8	16	19	22	
1DG9-18-06OG	M18X1.5	G3/8"X19	10	19.5	36	36.8	19	22	22	
1DG9-20-06OG	M20X1.5	G3/8"X19	12	19.5	36	37	19	24	22	
1DG9-22-08OG	M22X1.5	G1/2"X14	14	23	41	43.2	22	27	27	
1DG9-24-08OG	M24X1.5	G1/2"X14	16	24	42.5	45	24	30	27	40 重系列 S
1DG9-30-12OG	M30X2	G3/4"X14	20	28	49.5	52	30	36	32	
1DG9-36-16OG	M36X2	G1"X11	25	32.5	56.8	56	36	46	41	
1DG9-42-20OG	M42X2	G1.1/4"X11	30	36	62.7	59.5	41	50	50	
1DG9-52-24OG	M52X2	G1.1/2"X11	38	45.8	76.8	68.5	55	60	55	31.5重系列S

注：如需带卡套及卡套螺母整套订货，则请在代号后加“RN”,如1CG9-30-12OG/RN。
Note: In case if you are interested to order the adapter in complete set with cutting ring and nut ,it is necessary to insert suffix "RN" after our part no., for example 1CG9-30-12OG/RN.

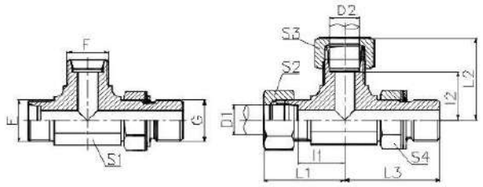

ACCG-OG　　ACCG-OG/RN

ADDG-OG　　ADDG-OG/RN

英管螺纹可调向O形圈密封柱端主支三通
BSPP THREAD ADJUSTABLE STUD ENDWITH O-RING SEALNG RUN TEE

代 号 PART NO.	螺 纹 THREAD E,F	G	管子外径 TUBE O.D. D1,D2	尺 寸 DIMENSIONS l1,l2	L1,L2	L3	S1	S2,S3	S4	压力等级 MPa
ACCG-12-12-02OG	M12X1.5	G1/8"X28	6	13	28	26.2	11	14	14	25 轻系列 L
ACCG-14-14-04OG	M14X1.5	G1/4"X19	8	15.5	30.5	31.3	14	17	19	
ACCG-16-16-04OG	M16X1.5	G1/4"X19	10	17.5	32.5	32.5	16	19	19	
ACCG-18-18-06OG	M18X1.5	G3/8"X19	12	19	34	36.8	19	22	22	
ACCG-22-22-08OG	M22X1.5	G1/2"X14	15	22	37	43.2	22	27	27	
ACCG-26-26-08OG	M26X1.5	G1/2"X14	18	25.5	42	46.5	27	32	27	
ACCG-30-30-12OG	M30X2	G3/4"X14	22	29.3	45.8	52	30	36	32	16 轻系列 L
ACCG-36-36-16OG	M36X2	G1"X11	28	33.3	49.8	56	36	41	41	
ACCG-45-45-20OG	M45X2	G1.1/4"X11	35	39.2	60.7	63	48	50	50	
ADDG-14-14-04OG	M14X1.5	G1/4"X19	6	17.5	32.5	31.3	14	17	19	63 重系列 S
ADDG-16-16-04OG	M16X1.5	G1/4"X19	8	18.7	33.7	32.5	16	19	19	
ADDG-18-18-06OG	M18X1.5	G3/8"X19	10	19.5	36	36.8	19	22	22	
ADDG-20-20-06OG	M20X1.5	G3/8"X19	12	19.5	36	36.8	19	24	22	
ADDG-22-22-08OG	M22X1.5	G1/2"X14	14	23	41	43.2	22	27	27	
ADDG-24-24-08OG	M24X1.5	G1/2"X14	16	24	42.5	44	24	30	27	40 重系列 S
ADDG-30-30-12OG	M30X2	G3/4"X14	20	29	49.8	52.5	30	36	32	
ADDG-36-36-16OG	M36X2	G1"X11	25	32.8	56.8	56	36	46	41	
ADDG-42-42-20OG	M42X2	G1.1/4"X11	30	36.2	62.7	58	41	50	50	

注：如需带卡套及卡套螺母,订货时请在代号后加“RN”,如ACCG-18-18-06OG/RN。
Note：In case if you are interested to order the adapter in complete set with cutting ring and nut ,it is necessary to insert suffix "RN" after our Part No.，for example ACCG-18-18-06OG/RN.

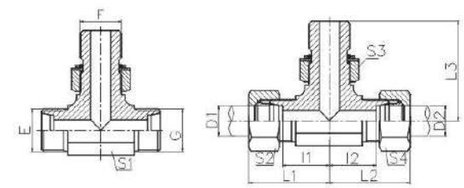

ACGC-OG　　ACGC-OG/RN

ADGD-OG　　ADGD-OG/RN

英管螺纹可调向O形圈密封柱端分支三通
BSPP THREAD ADJUSTABLE STUD ENDS WITH O-RING SEALING BRANCH TEE

代 号 PART NO.	螺 纹 THREAD E,G	F	管子外径 TUBE O.D. D1,D2	尺 寸 DIMENSIONS l1,l2	L1,L2	L3	S1	S2,S4	S3	压力等级 MPa
ACGC-12-02-12OG	M12X1.5	G1/8"X28	6	13	28	25.5	11	14	14	25 轻系列 L
ACGC-14-04-14OG	M14X1.5	G1/4"X19	8	15.5	30.5	31.3	14	17	19	
ACGC-16-04-16OG	M16X1.5	G1/4"X19	10	17.5	32.5	32.5	16	19	19	
ACGC-18-06-18OG	M18X1.5	G3/8"X19	12	19	34	37	19	22	22	
ACGC-22-08-22OG	M22X1.5	G1/2"X14	15	22	37	43.2	22	27	27	
ACGC-26-08-26OG	M26X1.5	G1/2"X14	18	25.5	42	46.5	27	32	27	
ACGC-30-12-30OG	M30X2	G3/4"X14	22	29.5	45.8	52	30	36	32	16 轻系列 L
ACGC-36-16-36OG	M36X2	G1"X11	28	33.3	49.8	56	36	41	41	
ACGC-45-20-45OG	M45X2	G1.1/4"X11	35	39.2	60.7	63	48	50	50	
ADGD-14-04-14OG	M14X1.5	G1/4"X19	6	17.5	32.5	31.3	14	17	19	63 重系列 S
ADGD-16-04-16OG	M16X1.5	G1/4"X19	8	18.5	33.7	32.5	16	19	19	
ADGD-18-06-18OG	M18X1.5	G3/8"X19	10	19.5	36	36.8	19	22	22	
ADGD-20-06-20OG	M20X1.5	G3/8"X19	12	19.5	36	36.8	19	24	22	
ADGD-22-08-22OG	M22X1.5	G1/2"X14	14	23	41	43.2	22	27	27	
ADGD-24-08-24OG	M24X1.5	G1/2"X14	16	24	42.5	44	24	30	27	40 重系列 S
ADGD-30-12-30OG	M30X2	G3/4"X14	20	28.3	49.8	52	30	36	32	
ADGD-36-16-36OG	M36X2	G1"X11	25	32.8	56.8	56	36	46	41	
ADGD-42-20-42OG	M42X2	G1.1/4"X11	30	36.2	62.7	58	41	50	50	

注：如需带卡套及卡套螺母,订货时请在代号后加“RN”,如ACGC-18-06-18OG/RN。
Note：In case if you are interested to order the adapter in complete set with cutting ring and nut ,it is necessary to insert suffix "RN" after our part no.，for example ACGC-18-06-18OG/RN.

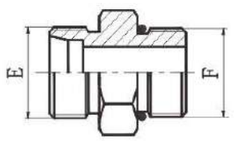

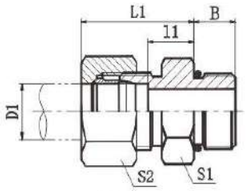

1CO
1DO

1CO-RN
1DO-RN

美制螺纹O形圈密封柱端ISO 11926
UN、UNF THREAD STUD ENDS WITH O-RING SEALING ISO 11926

代 号 PART NO.	螺 纹 THREAD E	F	管子外径 TUBE O.D. D1	尺 寸 DIMENSIONS B	l1	L1	S1	S2	压力等级 MPa
1CO-14-04	M14X1.5	7/16"X20	8	9.14	10.86	25	14	17	25 轻系列 L
1CO-16-04	M16X1.5	7/16"X20	10	9.14	11.86	26	17	19	
1CO-18-08	M18X1.5	3/4"X16	12	11.13	12.87	28	24	22	
1CO-18-10	M18X1.5	7/8"X14	12	12.7	14.3	29	27	22	
1CO-22-08	M22X1.5	3/4"X16	15	11.13	14.87	29	24	27	
1CO-22-10	M22X1.5	7/8"X14	15	12.7	15.3	30	27	27	
1CO-22-12	M22X1.5	1.1/16"X12	15	15.09	11.91	30	32	27	
1CO-26-08	M26X1.5	3/4"X16	18	11	11.86	31	27	32	
1CO-26-10	M26X1.5	7/8"X14	18	12.7	14.8	31	27	32	
1CO-30-08	M30X2	3/4"X16	22	11.13	17.37	33	32	36	16 轻系列 L
1CO-30-10	M30X2	7/8"X14	22	12.7	17.3	33	32	36	
1CO-30-12	M30X2	1.1/16"X12	22	15.09	14.61	33	32	36	
1CO-30-16	M30X2	1.5/16"X12	22	15.09	17.41	34	41	36	
1CO-36-12	M36X2	1.1/16"X12	28	15.09	17.91	34	41	41	
1CO-36-16	M36X2	1.5/16"X12	28	15.09	17.41	34	41	41	
1CO-45-16	M45X2	1.5/16"X12	35	15.09	18.91	39	46	50	
1CO-45-20	M45X2	1.5/8"X12	35	15.09	16.41	39	50	50	
1CO-52-20	M52X2	1.5/8"X12	42	15.09	19.91	42	55	60	
1DO-16-04	M16X1.5	7/16"X20	8	9.14	15.36	30	17	19	63 重系列 S
1DO-18-06	M18X1.5	9/16"X18	10	9.93	14.57	31	19	22	
1DO-20-06	M20X1.5	9/16"X18	12	9.93	14.57	31	22	24	
1DO-20-08	M20X1.5	3/4"X16	12	11	17.5	34	24	24	
1DO-24-08	M24X1.5	3/4"X16	16	11.13	18.37	34	24	30	40 重系列 S
1DO-24-10	M24X1.5	7/8"X14	16	12.7	18.8	37	27	30	
1DO-30-08	M30X2	3/4"X16	20	11.13	20.37	42	32	36	
1DO-30-10	M30X2	7/8"X14	20	12.7	20.5	42	32	36	
1DO-30-12	M30X2	1.1/16"X12	20	15.09	20.41	42	32	36	
1DO-36-12	M36X2	1.1/16"X12	25	15.09	21.91	47	41	46	
1DO-36-16	M36X2	1.5/16"X12	25	15	22.91	47	41	46	
1DO-42-16	M42X2	1.5/16"X12	30	15	23.5	50	46	50	
1DO-42-20	M42X2	1.5/8"X12	30	15.09	24.31	50	50	50	
1DO-52-20	M52X2	1.5/8"X12	38	15.09	25.91	53.9	55	60	31.5重系列S

注：如需带卡套及卡套螺母整套订货，则请在代号后加“RN”,如1DO-30-12RN。
Note：In case if you are interested to order the adapter in complete set with cutting ring and nut ,it is necessary to insert suffix "RN" after our part no.，for example 1DO-30-12RN.

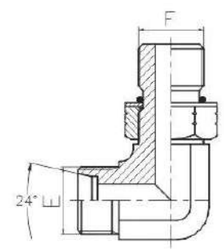

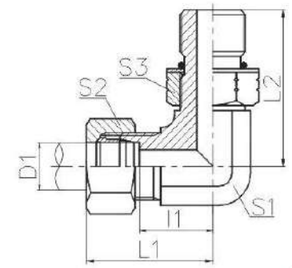

1CO9-OG
1DO9-OG

1CO9-OG/RN
1DO9-OG/RN

90° 弯美制螺纹可调向O形圈密封柱端ISO 11926
90° ELBOW UN、UNF THREAD ADJUSTABLE STUD ENDS WITH O-RING SEALING ISO 11926

代 号 PART NO.	螺 纹 THREAD E	F	管子外径 TUBE O.D. D1	尺 寸 DIMENSIONS l1	L1	L2	S1	S2	S3	压力等级 MPa
1CO9-12-04OG	M12X1.5	7/16"X20	6	13	28	27.2	11	14	17	25 轻系列 L
1CO9-14-06OG	M14X1.5	9/16"X18	8	15.5	30.5	31.8	14	17	19	
1CO9-16-06OG	M16X1.5	9/16"X18	10	17.5	32.5	33.3	16	19	19	
1CO9-18-08OG	M18X1.5	3/4"X16	12	19	34	37.5	19	22	24	
1CO9-22-10OG	M22X1.5	7/8"X14	15	22	37	44.5	22	27	27	
1CO9-22-08OG	M22X1.5	3/4"X16	15	22	37	39.5	22	27	24	
1CO9-26-12OG	M26X1.5	1.1/16"X12	18	25.5	42	52.5	27	32	32	
1CO9-30-12OG	M30X2	1.1/16"X12	22	29.5	45.8	53.5	30	36	32	16 轻系列 L
1CO9-36-12OG	M36X2	1.1/16"X12	28	33.5	47.8	57.5	36	41	41	
1CO9-36-16OG	M36X2	1.5/16"X12	28	33.2	49.8	57.5	36	41	41	
1CO9-45-20OG	M42X2	1.5/8"X12	35	39.2	60.7	63	48	50	50	
1CO9-52-24OG	M52X2	1.7/8"X12	42	44.8	67.8	70.5	55	60	55	
1DO9-14-04OG	M14X1.5	7/16"X20	6	17.5	32.5	30	14	17	17	63 重系列 S
1DO9-16-06OG	M16X1.5	9/16"X18	8	18.7	33.7	33.3	16	19	19	
1DO9-18-06OG	M18X1.5	9/16"X18	10	19.5	36	33.5	19	22	19	
1DO9-18-08OG	M18X1.5	3/4"X16	10	19.5	36	37.5	19	22	24	
1DO9-20-08OG	M20X1.5	3/4"X16	12	19.5	36	37.5	19	24	24	
1DO9-22-10OG	M22X1.5	7/8"X14	14	23	41	44	22	27	27	
1DO9-24-10OG	M24X1.5	7/8"X14	16	24	42.5	46.5	24	30	27	40 重系列 S
1DO9-30-12OG	M30X2	1.1/16"X12	20	28	49.5	53.5	30	36	32	
1DO9-36-16OG	M36X2	1.5/16"X12	25	32.5	56.8	57.5	36	46	41	
1DO9-42-20OG	M42X2	1.5/8"X12	30	36.2	62.7	59.5	41	50	50	
1DO9-52-24OG	M52X2	1.7/8"X12	38	45.8	76.8	70.5	55	60	55	31.5重系列S

注：如需带卡套及卡套螺母整套订货，则请在代号后加“RN”,如1CO9-30-12OG/RN。
Note：In case if you are interested to order the adapter in complete set with cutting ring and nut ,it is necessary to insert suffix "RN" after our part no.，for example 1CO9-30-12OG/RN.

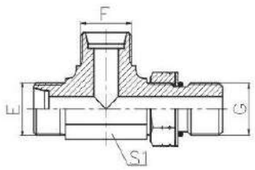

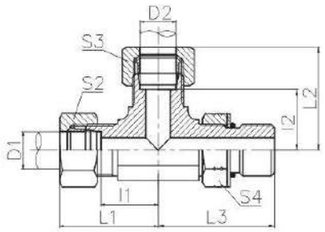

ACCO-OG
ADDO-OG

ACCO-OG/RN
ADDO-OG/RN

美制螺纹可调向O形圈密封柱端主支三通
UN、UNF THREAD ADJUSTABLE STUD ENDS WITH O-RING SEALING RUN TEE

代 号 PART NO.	螺 纹 THREAD E,F	G	管子外径TUBE O.D. D1,D2	尺 寸 DIMENSIONS l1,l2	L1,L2	L3	S1	S2,S3	S4	压力等级 MPa
ACCO-12-12-04OG	M12X1.5	7/16"X20	6	13	28	27.2	11	14	17	25 轻系列 L
ACCO-14-14-06OG	M14X1.5	9/16"X18	8	15.5	30.5	31.8	14	17	19	
ACCO-16-16-06OG	M16X1.5	9/16"X18	10	17.5	32.5	33.3	16	19	19	
ACCO-18-18-08OG	M18X1.5	3/4"X16	12	19	34	37.5	19	22	24	
ACCO-22-22-10OG	M22X1.5	7/8"X14	15	22	37	44	22	27	27	
ACCO-26-26-12OG	M26X1.5	1.1/16"X12	18	25.5	42	51	27	32	32	
ACCO-30-30-12OG	M30X2	1.1/16"X12	22	29.3	45.8	53.5	30	36	32	16 轻系列 L
ACCO-36-36-16OG	M36X2	1.5/16"X12	28	33.3	49.8	57.5	36	41	41	
ACCO-45-45-20OG	M45X2	1.5/8"X12	35	39.2	60.7	63	48	50	50	
ADDO-14-14-04OG	M14X1.5	7/16"X20	6	17.5	32.5	30	14	17	17	63 重系列 S
ADDO-16-16-06OG	M16X1.5	9/16"X18	8	18.7	33.7	33.3	16	19	19	
ADDO-18-18-06OG	M18X1.5	9/16"X18	10	19.5	36	33.5	19	22	19	
ADDO-20-20-08OG	M20X1.5	3/4"X16	12	19.5	36	37.5	19	24	24	
ADDO-22-22-10OG	M22X1.5	7/8"X14	14	23	41	44	22	27	27	
ADDO-24-24-10OG	M24X1.5	7/8"X14	16	24	42.5	46.5	24	30	27	40 重系列 S
ADDO-30-30-12OG	M30X2	1.1/16"X12	20	28.3	49.8	53.5	30	36	32	
ADDO-36-36-16OG	M36X2	1.5/16"X12	25	32.8	56.8	57.5	36	46	41	
ADDO-42-42-20OG	M42X2	1.5/8"X12	30	36.2	62.7	59.5	41	50	50	

注：如需带卡套及卡套螺母整套订货，则请在代号后加“RN”,如ACCO-30-30-12OG/RN。
Note：In case if you are interested to order the adapter in complete set with cutting ring and nut ,it is necessary to insert suffix "RN" after our part no.，for example ACCO-30-30-12OG/RN.

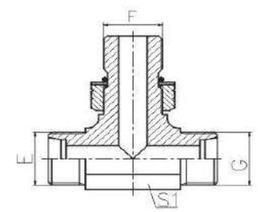

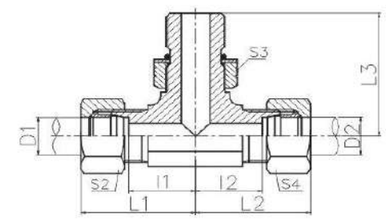

ACOC-OG
ADOD-OG

ACOC-OG/RN
ADOD-OG/RN

美制螺纹可调向O形圈密封柱端分支三通
UN、UNF THREAD ADJUSTABLE STUD ENDS WITH O-RING SEALING BRANCH TEE

代 号 PART NO.	螺 纹 THREAD E,G	F	管子外径TUBE O.D. D1,D2	尺 寸 DIMENSIONS l1,l2	L1,L2	L3	S1	S2,S4	S3	压力等级 MPa
ACOC-12-04-12OG	M12X1.5	7/16"X20	6	13	28	27.2	11	14	17	25 轻系列 L
ACOC-14-06-14OG	M14X1.5	9/16"X18	8	15.5	30.5	31.8	14	17	19	
ACOC-16-06-16OG	M16X1.5	9/16"X18	10	17.5	32.5	33.3	16	19	19	
ACOC-18-08-18OG	M18X1.5	3/4"X16	12	19	34	37.5	19	22	24	
ACOC-22-10-22OG	M22X1.5	7/8"X14	15	22	37	44	22	27	27	
ACOC-26-12-26OG	M26X1.5	1.1/16"X12	18	25.5	42	51	27	32	32	
ACOC-30-12-30OG	M30X2	1.1/16"X12	22	29.3	45.8	53.5	30	36	32	16 轻系列 L
ACOC-36-16-36OG	M36X2	1.5/16"X12	28	33.3	49.8	57.5	36	41	41	
ACOC-45-20-45OG	M45X2	1.5/8"X12	35	39.2	60.7	63	48	50	50	
ADOD-14-04-14OG	M14X1.5	7/16"X20	6	17.5	32.5	30	14	17	17	63 重系列 S
ADOD-16-06-16OG	M16X1.5	9/16"X18	8	18.7	33.7	33.3	16	19	19	
ADOD-18-06-18OG	M18X1.5	9/16"X18	10	19.5	36	33.5	19	22	19	
ADOD-20-08-20OG	M20X1.5	3/4"X16	12	19.5	36	37.5	19	24	24	
ADOD-22-10-22OG	M22X1.5	7/8"X14	14	23	41	44	22	27	27	
ADOD-24-10-24OG	M24X1.5	7/8"X14	16	24	42.5	46.5	24	30	27	40 重系列 S
ADOD-30-12-30OG	M30X2	1.1/16"X12	20	28.3	49.8	53.5	30	36	32	
ADOD-36-16-36OG	M36X2	1.5/16"X12	25	32.8	56.8	57.5	36	46	41	
ADOD-42-20-42OG	M42X2	1.5/8"X12	30	36.2	62.7	59.5	41	50	50	

注：如需带卡套及卡套螺母整套订货，则请在代号后加“RN”,如ACOC-30-12-30OG/RN。
Note：In case if you are interested to order the adapter in complete set with cutting ring and nut ,it is necessary to insert suffix "RN" after our part no.，for example ACOC-30-12-30OG/RN.

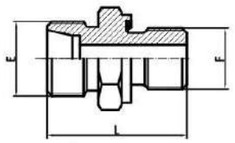

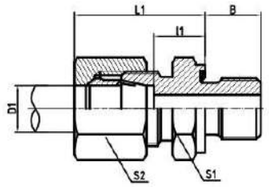

1CB-WDPK
1DB-WDPK

1CB-WDPK/RN
1DB-WDPK/RN

英管螺纹胶垫密封柱端
BSPP THREAD WITH CAPTIVE SEAL

代 号 PART NO.	螺 纹 THREAD E	F	管子外径 TUBE O.D.	胶垫 SEAL	尺 寸 DIMENSIONS B	l1	L1	S1	S2	压力等级 MPa
1CB-12-02WDPK	M12X1.5	G1/8"X28	6	WD-B02	8	9.5	23.5	14	14	25 轻系列 L
1CB-12-04WDPK	M12X1.5	G1/4"X19	6	WD-B04	12	10	25	19	14	
1CB-14-02WDPK	M14X1.5	G1/8"X28	8	WD-B02	8	10.5	24	14	17	
1CB-14-04WDPK	M14X1.5	G1/4"X19	8	WD-B04	12	10	24	19	17	
1CB-14-06WDPK	M14X1.5	G3/8"X19	8	WD-B06	12	11.5	26	22	17	
1CB-16-04WDPK	M16X1.5	G1/4"X19	10	WD-B04	12	11	24.5	19	19	
1CB-16-06WDPK	M16X1.5	G3/8"X19	10	WD-B06	12	12.5	26	22	19	
1CB-16-08WDPK	M16X1.5	G1/2"X14	10	WD-B08	14	14	28	27	19	
1CB-18-04WDPK	M18X1.5	G1/4"X19	12	WD-B04	12	12	27	19	22	
1CB-18-06WDPK	M18X1.5	G3/8"X19	12	WD-B06	12	13	26	22	22	
1CB-18-08WDPK	M18X1.5	G1/2"X14	12	WD-B08	14	14	28	27	22	
1CB-22-04WDPK	M22X1.5	G1/4"X19	15	WD-B04	12	13	28	24	27	
1CB-22-06WDPK	M22X1.5	G3/8"X19	15	WD-B06	12	13.5	28	24	27	
1CB-22-08WDPK	M22X1.5	G1/2"X14	15	WD-B08	14	15	29	27	27	
1CB-22-12WDPK	M22X1.5	G3/4"X14	15	WD-B12	16	15	29	32	27	
1CB-26-08WDPK	M26X1.5	G1/2"X14	18	WD-B08	14	14.5	31	27	32	
1CB-26-12WDPK	M26X1.5	G3/4"X14	18	WD-B12	16	14.5	31	32	32	
1CB-30-12WDPK	M30X2	G3/4"X14	22	WD-B12	16	16.5	33	32	36	16 轻系列 L
1CB-36-16WDPK	M36X2	G1"X11	28	WD-B16	18	18	34	41	41	
1CB-45-20WDPK	M45X2	G1.1/4"X11	35	WD-B20	20	18	39	50	50	
1CB-52-24WDPK	M52X2	G1.1/2"X11	42	WD-B24	22	19.5	42	55	60	
1DB-14-04WDPK	M14X1.5	G1/4"X19	6	WD-B04	12	15		19	17	63 重系列 S
1DB-16-04WDPK	M16X1.5	G1/4"X19	8	WD-B04	12	15	30	19	19	
1DB-16-06WDPK	M16X1.5	G3/8"X19	8	WD-B06	12	15.5	30	22	19	
1DB-18-04WDPK	M18X1.5	G1/4"X19	10	WD-B04	12	14.5	31	19	22	
1DB-18-06WDPK	M18X1.5	G3/8"X19	10	WD-B06	12	15	31	22	22	
1DB-18-08WDPK	M18X1.5	G1/2"X14	10	WD-B08	14	17.5	34	27	22	
1DB-20-04WDPK	M20X1.5	G1/4"X19	12	WD-B04	12	16.5	33	22	24	
1DB-20-06WDPK	M20X1.5	G3/8"X19	12	WD-B06	12	15	33	22	24	
1DB-20-08WDPK	M20X1.5	G1/2"X14	12	WD-B08	14	17.5	34	27	24	
1DB-22-08WDPK	M22X1.5	G1/2"X14	14	WD-B08	14	19	37	27	27	
1DB-24-06WDPK	M24X1.5	G3/8"X19	16	WD-B06	12	18.5	36.5	27	30	40 重系列 S
1DB-24-08WDPK	M24X1.5	G1/2"X14	16	WD-B08	14	18.5	37	27	30	
1DB-24-12WDPK	M24X1.5	G3/4"X14	16	WD-B12	16	20.5	39	32	30	
1DB-30-12WDPK	M30X2	G3/4"X14	20	WD-B12	16	20.5	42	32	36	
1DB-36-08WDPK	M36X2	G1/2"X14	25	WD-B08	14	23	47	41	46	
1DB-36-12WDPK	M36X2	G3/4"X14	25	WD-B12	16	23	47	41	46	
1DB-36-16WDPK	M36X2	G1"X11	25	WD-B16	18	23	47	41	46	
1DB-42-20WDPK	M42X2	G1.1/4"X11	30	WD-B20	20	23.5	50	50	50	
1DB-52-24WDPK	M52X2	G1.1/2"X11	38	WD-B24	22	26	57	55	60	31.5重系列S

注：如需带卡套及卡套螺母整套订货，则请在代号后加“RN”，如1DB-20-08WDPK/RN。
Note：In case if you are interested to order the adapter in complete set with cutting ring and nut ,it is necessary to insert suffix "RN" after our part no., for example 1DB-20-08WDPK/RN.

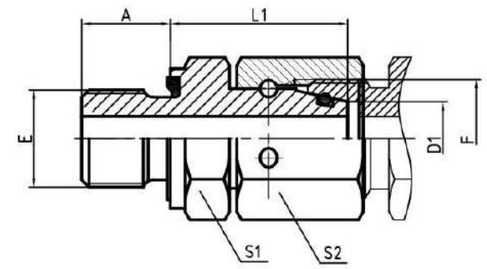

2BC-WDPK
2BD-WDPK

英管螺纹胶垫密封柱端
公制内螺纹24° 锥O形圈密封
BSPP THREAD WITH CAPTIVE SEAL
METRIC FEMALE 24° CONE O-RING SEALING

代 号 PART NO.	螺 纹 THREAD E	F	管子外径 TUBE O.D.	胶垫 SEAL	尺 寸 DIMENSIONS A	L1	S1	S2	压力等级 MPa
2BC-02-12WDPK	G1/8"X28	M12X1.5	6	WD-B02	8	25	14	14	25 轻系列 L
2BC-04-14WDPK	G1/4"X19	M14X1.5	8	WD-B04	12	23	19	17	
2BC-04-16WDPK	G1/4"X19	M16X1.5	10	WD-B04	12	24	19	19	
2BC-06-18WDPK	G3/8"X19	M18X1.5	12	WD-B06	12	27.5	22	22	
2BC-08-22WDPK	G1/2"X14	M22X1.5	15	WD-B08	14	27	27	27	
2BC-08-26WDPK	G1/2"X14	M26X1.5	18	WD-B08	14	31	27	32	
2BC-12-30WDPK	G3/4"X14	M30X2	22	WD-B12	16	30	32	36	16 轻系列L
2BC-16-36WDPK	G1"X11	M36X2	28	WD-B16	18	31.5	41	41	
2BC-20-45WDPK	G1.1/4"X11	M45X2	35	WD-B20	20	40	50	50	
2BC-24-52WDPK	G1.1/2"X11	M52X2	42	WD-B24	22	39	55	60	
2BD-04-14WDPK	G1/4"X19	M14X1.5	6	WD-B04	12	26	19	17	63 重系列S
2BD-04-16WDPK	G1/4"X19	M16X1.5	8	WD-B04	12	27.5	19	19	
2BD-06-18WDPK	G3/8"X19	M18X1.5	10	WD-B06	12	27.5	22	22	
2BD-06-20WDPK	G3/8"X19	M20X1.5	12	WD-B06	12	28	22	24	
2BD-08-22WDPK	G1/2"X14	M22X1.5	14	WD-B08	14	30	27	27	
2BD-08-24WDPK	G1/2"X14	M24X1.5	16	WD-B08	14	34	27	30	40重系列S
2BD-12-30WDPK	G3/4"X14	M30X2	20	WD-B12	16	34	32	36	
2BD-16-36WDPK	G1"X11	M36X2	25	WD-B16	18	43	41	46	
2BD-20-42WDPK	G1.1/4"X11	M42X2	30	WD-B20	20	42	50	50	
2BD-24-52WDPK	G1.1/2"X11	M52X2	38	WD-B24	22	41	55	60	31.5重系列S

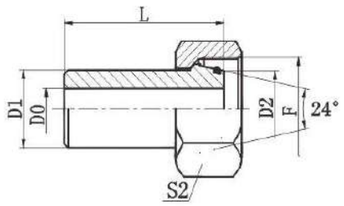

2WC
2WD

焊接接头
WELD FITTINGS

代 号 PART NO.	螺 纹 THREAD F	管子尺寸 TUBE SIZE D1xt	尺 寸 DIMENSIONS L	D0	D2	S2	压力等级 MPa
2WC-6X1.5	M12X1.5	6X1.5	30	2.5	6	14	25 轻系列L
2WC-8X2.0	M14X1.5	8X2.0	30	4	8	17	
2WC-10X2.0	M16X1.5	12X2.0	31.5	9	12	22	
2WC-15X2.0	M22X1.5	15X2.0	35	11	15	27	
2WC-18X2.0	M26X1.5	18X2.0	35	14	18	32	
2WC-22X2.0	M30X2	22X2.0	35	18	22	36	16 轻系列 L
2WC-28X2.5	M36X2	28X2.5	41	23	28	41	
2WC-35X3.0	M45X2	35X3.0	48	29	35	50	
2WC-42X3.0	M52X2	42X3.0	50.5	36	42	60	
2WD-6X1.5	M14X1.5	6X1.5	28.5	2.5	6	17	63 重系列 S
2WD-8X2.0	M16X1.5	8X2.0	29	4	8	19	
2WD-10X1.0	M18X1.5	10X1.0	32	6.5	10	22	
2WD-10X1.5	M18X1.5	10X1.5	32	6.5	10	22	
2WD-10X2.0	M18X1.5	10X2.0	32	6	10	22	
2WD-12X1.5	M20X1.5	12X1.5	32.5	8	12	27	
2WD-12X2.0	M20X1.5	12X2.0	32.5	8	12	27	
2WD-12X2.5	M20X1.5	12X2.5	32.5	7	12	27	
2WD-16X1.5	M24X1.5	16X1.5	39	13	16	30	40 重系列 S
2WD-16X2.0	M24X1.5	16X2.0	39	13	16	30	
2WD-16X2.5	M24X1.5	16X2.5	39	11	16	30	
2WD-16X3.0	M24X1.5	16X3.0	39	10	16	30	
2WD-20X2.0	M30X2	20X2.0	43	15	20	36	
2WD-20X2.5	M30X2	20X2.5	43	15	20	36	
2WD-20X3.0	M30X2	20X3.0	43	14	20	36	
2WD-20X4.0	M30X2	20X4.0	43	12	20	36	
2WD-25X2.5	M36X2	25X2.5	50	20	25	46	
2WD-25X3.0	M36X2	25X3.0	50	19	25	46	
2WD-25X4.0	M36X2	25X4.0	50	17	25	46	
2WD-25X5.0	M36X2	25X5.0	50	15	25	46	
2WD-30X3.0	M42X2	30X3.0	52	24	30	50	25 重系列 S
2WD-30X4.0	M42X2	30X4.0	52	22	30	50	
2WD-30X5.0	M42X2	30X5.0	52	20	30	50	
2WD-30X6.0	M42X2	30X6.0	52	18	30	50	
2WD-38X4.0	M52X2	38X4.0	56.5	30	38	60	
2WD-38X5.0	M52X2	38X5.0	56.5	28	38	60	
2WD-38X6.0	M52X2	38X6.0	56.5	26	38	60	
2WD-38X7.0	M52X2	38X7.0	56.5	24	38	60	

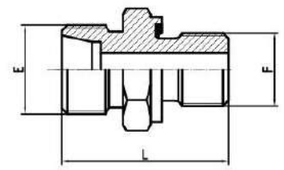

1CM-WDPK
1DM-WDPK

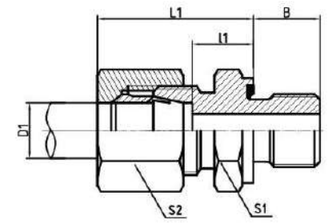

1CM-WDPK/RN
1DM-WDPK/RN

公制螺纹胶垫密封柱端
METRIC THREAD WITH CAPTIVE SEAL

代 号 PART NO.	螺 纹 THREAD E	F	管子外径 TUBE O.D.	胶垫 SEAL	尺 寸 DIMENSIONS B	l1	L1	S1	S2	压力等级 MPa
1CM-12-10WDPK	M12X1.5	M10X1	6	WD-B02	8	9.5	23	14	14	25 轻系列 L
l1CM-14-12WDPK	M14X1.5	M12X1.5	8	WD-M12	12	10.5	25	17	17	
1CM-16-14WDPK	M16X1.5	M14X1.5	10	WD-B04	12	11	26	19	19	
1CM-16-18WDPK	M16X1.5	M18X1.5	10	WD-M18	12	12.5	27	24	19	
1CM-18-16WDPK	M18X1.5	M16X1.5	12	WD-M16	12	13	27	22	22	
1CM-18WDPK	M18X1.5	M18X1.5	12	WD-M18	12	12.5	27	24	22	
1CM-18-22WDPK	M18X1.5	M22X1.5	12	WD-M22	14	14	29	27	22	
1CM-22-18WDPK	M22X1.5	M18X1.5	15	WD-M18	12	14	29	24	27	
1CM-22WDPK	M22X1.5	M22X1.5	15	WD-M22	14	15	30	27	27	
1CM-26-22WDPK	M26X1.5	M22X1.5	18	WD-M22	14	14.5	31	27	32	
1CM-30-26WDPK	M30X2	M26X1.5	22	WD-B12	16	16.5	33	32	36	16 轻系列 L
1CM-30-27WDPK	M30X2	M27X2	22	WD-B12	16	16.5	33	32	36	
1CM-36-33WDPK	M36X2	M33X2	28	WD-B16	18	17.5	34	41	41	
1CM-45-42WDPK	M45X2	M42X2	35	WD-B20	20	17.5	39	50	50	
1CM-52-48WDPK	M52X2	M48X2	42	WD-B24	22	20	42	55	60	
1DM-14-12WDPK	M14X1.5	M12X1.5	6	WD-M12	12	13	28	17	17	63 重系列 S
1DM-16-14WDPK	M16X1.5	M14X1.5	8	WD-B04	12	15	30	19	19	
1DM-18-16WDPK	M18X1.5	M16X1.5	10	WD-M16	12	15	31	22	22	
1DM-20-18WDPK	M20X1.5	M18X1.5	12	WD-M18	12	17	33	24	24	
1DM-22-20WDPK	M22X1.5	M20X1.5	14	WD-M20	14	19	37	27	27	
1DM-24-22WDPK	M24X1.5	M22X1.5	16	WD-M22	14	16.5	37	27	30	40 重系列 S
1DM-30-27WDPK	M30X2	M27X2	20	WD-B12	16	20.5	42	32	36	
1DM-36-33WDPK	M36X2	M33X2	25	WD-B16	18	23	47	41	46	
1DM-42WDPK	M42X2	M42X2	30	WD-B20	20	23.5	50	50	50	
1DM-52-48WDPK	M52X2	M48X2	38	WD-B24	22	26	57	55	60	31.5重系列S

注：如需带卡套及卡套螺母整套订货，则请在代号后加“RN”,如1DM-20-18WDPK/RN。

Note：In case if you are interested to order the adapter in complete set with cutting ring and nut ,it is necessary to insert suffix "RN" after our part no., for example 1DM-20-18WDPK/RN.

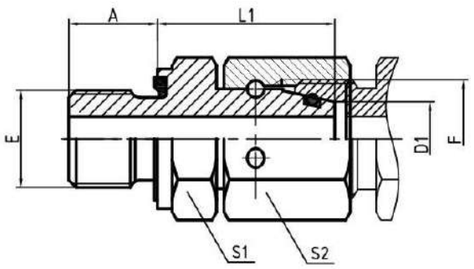

2MC-WDPK

2MD-WDPK

公制螺纹胶垫密封柱端/
公制内螺纹24° 锥O形圈密封
METRIC THREAD WITH CAPTIVE SEAL/
METRIC FEMALE 24° CONE O-RING SEALING

代 号 PART NO.	螺 纹 THREAD E	F	管子外径 TUBE O.D.	胶垫 SEAL	尺 寸 DIMENSIONS A	L1	S1	S2	压力等级 MPa
2MC-10-12WDPK	M10X1	M12X1.5	6	WD-B02	8	22	14	17	25 轻系列 L
2MC-12-14WDPK	M12X1.5	M14X1.5	8	WD-M12	12	23.5	17	17	
2MC-14-16WDPK	M14X1.5	M16X1.5	10	WD-B04	12	24	19	19	
2MC-16-18WDPK	M16X1.5	M18X1.5	12	WD-M16	12	27	22	22	
2MC-18-22WDPK	M18X1.5	M22X1.5	15	WD-M18	12	27	24	27	
2MC-22-26WDPK	M22X1.5	M26X1.5	18	WD-M22	14	30.5	27	32	
2MC-26-30WDPK	M26X1.5	M30X2	22	WD-M22	16	33	32	36	16 轻系列 L
2MC-33-36WDPK	M33X2	M36X2	28	WD-B16	18	34.5	41	41	
2MC-42-45WDPK	M42X2	M45X2	35	WD-B20	20	37	50	50	
2MC-48-52WDPK	M48X2	M52X2	42	WD-B24	22	41.5	55	60	
2MD-12-14WDPK	M12X1.5	M14X1.5	6	WD-M12	12	27	17	17	63 重系列 S
2MD-14-16WDPK	M14X1.5	M16X1.5	8	WD-B04	12	29.5	19	19	
2MD-16-18WDPK	M16X1.5	M18X1.5	10	WD-M16	12	32	22	22	
2MD-18-20WDPK	M18X1.5	M20X1.5	12	WD-M18	12	28	24	24	
2MD-20-22WDPK	M20X1.5	M22X1.5	14	WD-M20	14	36.5	27	27	
2MD-22-24WDPK	M22X1.5	M24X1.5	16	WD-M22	14	31	27	30	40 重系列 S
2MD-27-30WDPK	M27X2	M30X2	20	WD-B12	16	37	32	36	
2MD-33-36WDPK	M33X2	M36X2	25	WD-B16	18	38	41	46	
2MD-42-42WDPK	M42X2	M42X2	30	WD-B20	20	51	50	50	
2MD-48-52WDPK	M48X2	M52X2	38	WD-B24	22	40	55	60	31.5重系列S

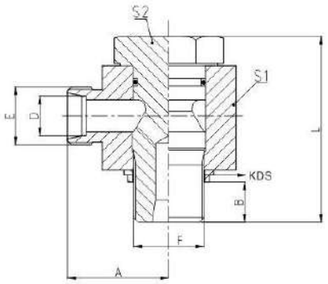

公制螺纹铰接接头
METRIC BANJO
密封形式为KDS圈

1CI-WD

1DI-WD

代 号 PART NO.	螺 纹 THREAD E	F	管子外径 TUBE O.D.	尺 寸 DIMENSIONS B	A	L	S1	S2	压力等级 MPa
1CI-12-10WD	M12×1.5	M10X1	6	8.5	19	16.5	17	17	25 轻系列 L
1CI-14-12WD	M14×1.5	M12X1.5	8	13	21.5	21	22	19	
1CI-16-14WD	M16×1.5	M14X1.5	10	13	22.5	21	22	19	
1CI-18-16WD	M18×1.5	M16X1.5	12	13	25	25	27	22	
1CI-22-18WD	M22×1.5	M18X1.5	15	13	28.5	28.5	30	24	
1CI-26-22WD	M26×1.5	M22X1.5	18	16.5	29	59	32	27	
1CI-30-26WD	M30×2	M26X1.5	22	17.5	35	68.5	41	32	16 轻系列 L
1CI-36-33WD	M36×2	M33X2	28	19.5	39.5	49.5	50	41	
1CI-45-42WD	M45X2	M42X2	35	21.5	46.5	59	60	50	
1CI-52-48WD	M52X2	M48X2	42	23.5	51.5	109	70	60	
1DI-14-12WD	M14×1.5	M12X1.5	6	13	23.5	54.2	22	19	40 重系列 S
1DI-16-14WD	M16×1.5	M14X1.5	8	13	23.5	42	22	19	
1DI-18-16WD	M18×1.5	M16X1.5	10	13	26	25	27	22	
1DI-20-18WD	M20×1.5	M18X1.5	12	13	29	28.5	30	24	
1DI-22-18WD	M22×1.5	M18X1.5	14	16.5	29.5	28.5	30	24	
1DI-24-22WD	M24×1.5	M22X1.5	16	16.5	31	31.5	32	27	31.5 重系列S
1DI-30-26WD	M30×2	M26X1.5	20	18	37	69	41	32	
1DI-36-33WD	M36×2	M33X2	25	19.5	43.5	84	50	41	25重系列S
1DI-42WD	M42X2	M42X2	30	21.5	50.5	96	60	50	16 重系列S
1DI-52-48WD	M52X2	M48X2	38	23.5	57.5	109	70	60	

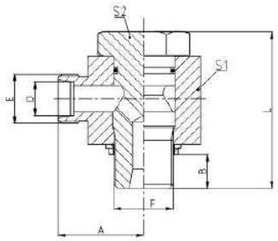

英制螺纹铰接接头
METRIC BANJO

1CI-BWD

1DI-BWD

代 号 PART NO.	螺 纹 THREAD E	F	管子外径 TUBE O.D.	尺 寸 DIMENSIONS B	A	L	S1	S2	压力等级 MPa
1CI-12-B02WD	M12×1.5	G1/8	6	8.5	19	16.5	16	17	25 轻系列 L
1CI-14-B02WD	M14×1.5	G1/8	8	8.5	19	16.5	16	17	
1CI-16-B04WD	M16×1.5	G1/4	10	13	22.5	21	22	19	
1CI-18-B06WD	M18×1.5	G3/8	12	13	25	25	27	22	
1CI-22-B08WD	M22×1.5	G1/2	15	16.5	28.5	31.5	32	27	
1CI-26-B08WD	M26×1.5	G1/2	18	16.5	29	31.5	32	27	
1CI-30-B12WD	M30×2	G3/4	22	17.5	35	39.5	41	32	16 轻系列 L
1CI-36-B16WD	M36×2	G1	28	19.5	39.5	84	50	41	
1CI-45-B20WD	M45×2	G1.1/4	35	21.5	46.5	59	60	50	
1CI-52-B24WD	M52X2	G1.1/2	42	23.5	51.5	70	70	60	
1DI-14-B04WD	M14×1.5	G1/4	6	13	23.5	42	22	19	40 重系列 S
1DI-16-B04WD	M16×1.5	G1/4	8	13	23.5	21	22	19	
1DI-18-B06WD	M18×1.5	G3/8	10	13	26	25	27	22	
1DI-20-B06WD	M20×1.5	G3/8	12	13	26	25	27	22	
1DI-22-B08WD	M22×1.5	G1/2	14	16.5	31	31.5	32	27	
1DI-24-B08WD	M24×1.5	G1/2	16	16.5	31	31.5	32	27	31.5 重系列S
1DI-30-B12WD	M30×2	G3/4	20	17.5	37	39.5	41	32	
1DI-36-B16WD	M36×2	G1	25	19.5	43.5	49.5	50	41	25重系列S
1DI-42-B20WD	M42×2	G1.1/4	30	21.5	50.5	59	60	50	16 重系列S
1DI-52-B24WD	M52×2	G1.1/2	38	23.5	57.5	70	70	60	

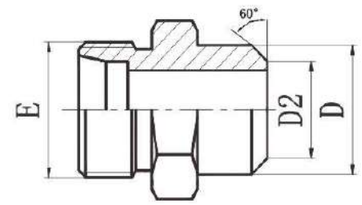

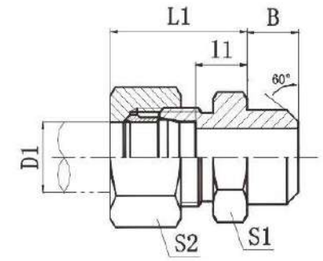

1CW

1DW

1CW-RN

1DW-RN

焊接接头
WELD FITTINGS

代 号 PART NO.	螺 纹 THREAD E	管子外径 TUBE O.D. D1	D2	尺 寸 DIMENSIONS B	D	l1	L1	S1	S2	压力等级 MPa
1CW-12-06	M12x1.5	6	6	7	10	7	22	12	14	25 轻系列 L
1CW-14-08	M14x1.5	8	8	8	12	8	23	14	17	
1CW-16-10	M16x1.5	10	10	8	14	10	24	17	19	
1CW-18-12	M18x1.5	12	12	8	16	10	25	19	22	
1CW-22-15	M22x1.5	15	15	10	19	11	26	24	27	
1CW-26-18	M26X1.5	18	18	10	22	13.5	28	27	32	
1CW-26-22	M26X1.5	18	22	12	27	11.5	28	27	32	16 轻系列 L
1CW-30-22	M30x2	22	22	12	27	16.5	30	32	36	
1CW-30-25	M30x2	22	25	12	31	16.5	30	32	36	
1CW-36-28	M36x2	28	28	12	32	18.5	33	41	41	
1CW-45-35	M45X2	35	35	14	40	18.5	36	46	50	
1CW-52-42	M52X2	42	42	16	46	19	39	55	60	
1DW-14-06	M14x1.5	6	6	7	11	11	26	14	17	63 重系列 S
1DW-16-08	M16x1.5	8	8	8	13	13	28	17	19	
1DW-18-10	M18x1.5	10	10	8	14	12.5	29	19	22	
1DW-20-12	M20x1.5	12	12	10	17	14.5	31	22	24	
1DW-22-14	M22x1.5	14	14	10	19	16	34	24	27	
1DW-24-16	M24x1.5	16	16	10	21	16.5	34	27	30	
1DW-30-20	M30x2	20	20	12	26	17.5	39	32	36	40 重系列 S
1DW-36-25	M36x2	25	25	12	32	20	44	41	46	
1DW-42-30	M42x2	30	30	14	37	20.5	47	46	50	
1DW-52-38	M52X2	38	38	16	44	22	54	55	60	31.5重系列S

注：如需带卡套及卡套螺母整套订货，则请在代号后加“RN”,如1DW-20-12RN。

Note：In case if you are interested to order the adapter in complete set with cutting ring and nut ,it is necessary to insert suffix "RN" after our part no.，for example 1DW-20-12RN.

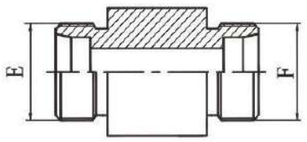

1C-Y

1D-Y

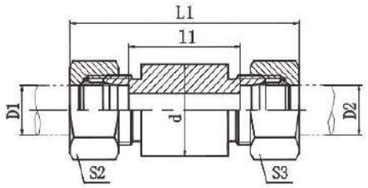

1C-Y/RN

1D-Y/RN

圆柱过板接头
CYLINDER STRAIGHT BULKHEAD

代 号 PART NO.	螺 纹 THREAD E	F	管子外径 TUBE O.D. D1	D2	尺 寸 DIMENSIONS l1	L1	d	S2,S3	压力等级 MPa
1C-12Y	M12X1.5	M12X1.5	6	6	56	85	18	14	25 轻系列 L
1C-14Y	M14X1.5	M14X1.5	8	8	56	85	20	17	
1C-16Y	M16X1.5	M16X1.5	10	10	58	87	22	19	
1C-18Y	M18X1.5	M18X1.5	12	12	58	87	25	22	
1C-22Y	M22X1.5	M22X1.5	15	15	70	100	28	27	
1C-26Y	M26X1.5	M26X1.5	18	18	69	101	32	32	
1C-30Y	M30X2	M30X2	22	22	73	105	36	36	16 轻系列 L
1C-36Y	M36X2	M36X2	28	28	73	106	40	41	
1C-45Y	M45X2	M45X2	35	35	71	114	50	50	
1C-52Y	M52X2	M52X2	42	42	70	115	60	60	
1D-14Y	M14X1.5	M14X1.5	6	6	60	89	20	17	63 重系列 S
1D-16Y	M16X1.5	M16X1.5	8	8	60	89	22	19	
1D-18Y	M18X1.5	M18X1.5	10	10	59	91	25	22	
1D-20Y	M20X1.5	M20X1.5	12	12	59	91	28	24	
1D-22Y	M22X1.5	M22X1.5	14	14	72	107	30	27	
1D-24Y	M24X1.5	M24X1.5	16	16	71	107	35	30	40 重系列 S
1D-30Y	M30X2	M30X2	20	20	71	114	38	36	
1D-36Y	M36X2	M36X2	25	25	72	120	45	46	
1D-42Y	M42X2	M42X2	30	30	73	126	50	50	
1D-52Y	M52X2	M52X2	38	38	72	133	60	60	31.5重系列S

注：如需带卡套及卡套螺母整套订货，则请在代号后加“RN”，如1D-36Y/RN。
Note: In case if you are interested to order the adapter in complete set with cutting ring and nut ,it is necessary to insert suffix “RN” after our part no.,for example 1D-36Y/RN.

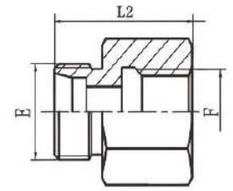

5CB

5DB

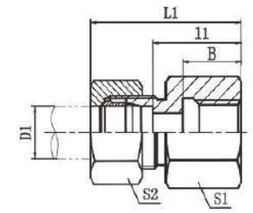

5CB-RN

5DB-RN

英管内螺纹
BSPP FEMALE

代 号 PART NO.	螺 纹 THREAD E	F	管子外径 TUBE O.D. D1	尺 寸 DIMENSIONS B	l1	L1	L2	S1	S2	压力等级 MPa
5CB-12-02	M12X1.5	G1/8"X28	6	12	20	34	27	14	14	25 轻系列 L
5CB-14-04	M14X1.5	G3/8"X19	8	17	26	40	33	22	17	
5CB-14-08	M14X1.5	G1/2"X14	8	20	30	44	37	27	17	
5CB-16-04	M16X1.5	G1/4"X19	10	17	24	40	31	19	19	
5CB-16-08	M16X1.5	G1/2"X14	10	20	31	45	38	27	19	
5CB-18-04	M18X1.5	G1/4"X19	12	17	21	38	28	19	22	
5CB-18-06	M18X1.5	G3/8"X19	12	17	27	41	34	22	22	
5CB-18-08	M18X1.5	G1/2"X14	12	20	30	45	37	27	22	
5CB-22-06	M22X1.5	G3/8"X19	15	17	25	43	32	24	27	
5CB-22-08	M22X1.5	G1/2"X14	15	20	31	46	38	27	27	
5CB-26-08	M26X1.5	G1/2"X14	18	20	30.5	47	38	27	32	
5CB-30-12	M30X2	G3/4"X14	22	22	33.5	52	41	32	36	16 轻系列 L
5CB-36-16	M36X2	G1"X11	28	24.5	39.5	55	47	41	41	
5CB-52-24	M52X2	G1.1/2"X11	42	28.5	39	65	50	55	60	
5DB-16-04	M16X1.5	G1/4"X19	8	17	25	41	32	19	19	63 重系列 S
5DB-18-06	M18X1.5	G3/8"X19	10	17	26.5	43	34	22	22	
5DB-20-08	M20X1.5	G1/2"X14	12	20	31.5	31	39	27	24	
5DB-24-08	M24X1.5	G1/2"X14	16	20	29.5	50	38	27	30	40 重系列 S
5DB-30-12	M30X2	G3/4"X14	20	22	34.5	56	45	36	36	
5DB-36-16	M36X2	G1"X11	25	24.5	40	62	52	41	46	
5DB-42-20	M42X2	G1.1/4"X11	30	26.5	39.5	69	53	50	50	

注：如需带卡套及卡套螺母整套订货，则请在代号后加“RN”,如5CB-45-20RN。
Note: In case if you are interested to order the adapter in complete set with cutting ring and nut ,it is necessary to insert suffix "RN" after our part no., for example 5CB-45-20RN.

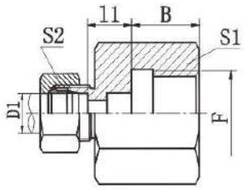

铜垫密封英管压力表接头
BSP PRESSURE GAUGE CONNECTOR WITH COPPER SEALING RING

5CB-G
5DB-G

代 号	螺 纹 THREAD		管子外径 TUBE O.D.	尺 寸 DIMENSIONS					密封铜垫	压力等级
PART NO.	E	F	D1	l1		B	S1	S2	SEALING RING	MPa
5CB-12-04G	M12X1.5	G1/4"X19	6	9		11	19	14	DP-B04G	25 轻系列 L
5CB-14-04G	M14X1.5	G1/4"X19	8	9		11	19	17	DP-B04G	
5CB-16-04G	M16X1.5	G1/4"X19	10	9		11	19	19	DP-B04G	
5CB-18-04G	M18X1.5	G1/4"X19	12	10		11	19	22	DP-B04G	
5DB-14-08G	M14X1.5	G1/2"X14	6	10		17	27	17	DP-B08G	63 重系列 S
5DB-16-08G	M16X1.5	G1/2"X14	8	10		17	27	19	DP-B08G	
5DB-18-08G	M18X1.5	G1/2"X14	10	10		17	27	22	DP-B08G	
5DB-20-08G	M20X1.5	G1/2"X14	12	9		17	27	24	DP-B08G	

注：如需带卡套及卡套螺母整套订货，则请在代号后加“RN”,如 5CB-18-04GRN。
Note：In case if you are interested to order the adapter in complete set with cutting ring and nut ,it is necessary to insert suffix "RN" after our part no.，for example 5CB-18-04GRN.

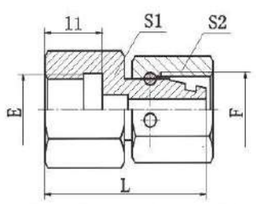

铜垫密封英管压力表接头
BSPP PRESSURE GAUGE CONNECTOR WITH COPPER SEALING RING

7BC-GS 7BD-GS

代 号	螺 纹 THREAD		管子外径 TUBE O.D.	尺 寸 DIMENSIONS				密封铜垫	压力等级
PART NO.	E	F	D1	l1	L	S1	S2	SEALING RING	MPa
7BC-04-12GS	G1/4"X19	M12X1.5	6	11	30.5	19	14	DP-B04G	25 轻系列 L
7BC-04-14GS	G1/4"X19	M14X1.5	8	11	31	19	17	DP-B04G	
7BC-04-16GS	G1/4"X19	M16X1.5	10	11	31	19	19	DP-B04G	
7BC-04-18GS	G1/4"X19	M18X1.5	12	11	31	19	22	DP-B04G	
7BD-04-14GS	G1/4"X19	M14X1.5	6	11	31	19	17	DP-B04G	63 重系列 S
7BD-04-16GS	G1/4"X19	M16X1.5	8	11	32	19	19	DP-B04G	
7BD-04-18GS	G1/4"X19	M18X1.5	10	11	31.5	19	22	DP-B04G	
7BD-04-20GS	G1/4"X19	M20X1.5	12	11	32	19	24	DP-B04G	
7BD-08-14GS	G1/2"X14	M14X1.5	6	17	39	27	17	DP-B08G	
7BD-08-16GS	G1/2"X14	M16X1.5	8	17	35.5	27	19	DP-B08G	
7BD-08-18GS	G1/2"X14	M18X1.5	10	17	38.5	27	22	DP-B08G	
7BD-08-20GS	G1/2"X14	M20X1.5	12	17	39	27	24	DP-B08G	

注：如需带卡套及卡套螺母整套订货，则请在代号后加“RN”,如7BC-04-18GRN。
Note：In case if you are interested to order the adapter in complete set with cutting ring and nut ,it is necessary to insert suffix "RN" after our part no.，for example 7BC-04-18GRN.

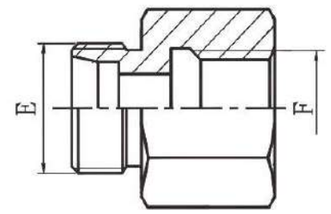

5CM
5DM

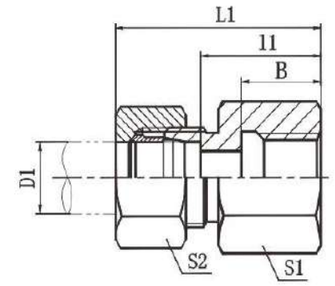

5CM-RN
5DM-RN

公制内螺纹
METRIC FEMALE

代 号	螺 纹 THREAD		管子外径 TUBE O.D.	尺 寸 DIMENSIONS					压力等级
PART NO.	E	F	D1	B	l1	L1	S1	S2	MPa
5CM-12-10	M12X1.5	M10X1	6	12.5	19.5	34	14	14	25 轻系列 L
5CM-14-12	M14X1.5	M12X1.5	8	17	24	39	17	17	
5CM-16-14	M16X1.5	M14X1.5	10	18	26	39.5	19	19	
5CM-18-16	M18X1.5	M16X1.5	12	17	26	41	22	22	
5CM-22-18	M22X1.5	M18X1.5	15	18	27	43	24	27	
5CM-26-22	M26X1.5	M22X1.5	18	19	27	46	27	32	
5CM-30-26	M30X2	M26X1.5	22	21	34.5	51	32	36	16 轻系列 L
5CM-36-33	M36X2	M33X2	28	23	36	54	41	41	
5CM-45-42	M45X2	M42X2	35	26	40.5	62	55	50	
5CM-52-48	M52X2	M48X2	42	28	42	65	60	60	
5DM-14-12	M14X1.5	M12X1.5	6	17	26	41	17	17	63 重系列 S
5DM-16-14	M16X1.5	M14X1.5	8	18	26	41	19	19	
5DM-18-16	M18X1.5	M16X1.5	10	18	27	43	22	22	
5DM-20-18	M20X1.5	M18X1.5	12	17	27.5	44	24	24	
5DM-22-20	M22X1.5	M20X1.5	14	19	31	49	27	27	
5DM-24-22	M24X1.5	M22X1.5	16	19	30.5	49	30	30	40 重系列 S
5DM-30-27	M30X2	M27X2	20	22	34.5	56	36	36	
5DM-36-33	M36X2	M33X2	25	24	37	61	41	46	
5DM-42	M42X2	M42X2	30	26	41.5	68	55	50	
5DM-52-48	M52X2	M48X2	38	28	43	74	60	60	31.5重系列S

注：如需带卡套及卡套螺母整套订货，则请在代号后加“RN”，如5DM-30-27RN。
Note：In case if you are interested to order the adapter in complete set with cutting ring and nut ,it is necessary to insert suffix “RN” after our part no.,for example 5DM-30-27RN.

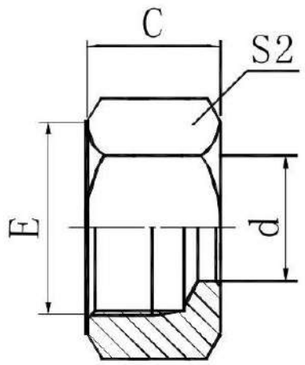

NL
NS

卡套螺母
RETAINING NUTS

代 号 PART NO.	螺 纹 THREAD E	管子外径 TUBE O.D	尺 寸 DIMENSIONS 对应卡套	C	d	S1	压力等级 MPa
NL-12	M12X1.5	6	SI-RLS-06	14.5	6	14	轻系列L
NL-14	M14X1.5	8	SI-RLS-08	14.5	8	17	
NL-16	M16X1.5	10	SI-RLS-10	15.5	10	19	
NL-18	M18X1.5	12	SI-RLS-12	15.5	12	22	
NL-22	M22X1.5	15	SI-RL-15	17	15	27	
NL-26	M26X1.5	18	SI-RL-18	18	18	32	
NL-30	M30X2	22	SI-RL-22	20	22	36	
NL-36	M36X2	28	SI-RL-28	21	28	41	
NL-45	M45X2	35	SI-RL-35	24	35	50	
NL-52	M52X2	42	SI-RL-42	24	42	60	
NS-14	M14X1.5	6	SI-RLS-06	16.5	6	17	重系列S
NS-16	M16X1.5	8	SI-RLS-08	16.5	8	19	
NS-18	M18X1.5	10	SI-RLS-10	17.5	10	22	
NS-20	M20X1.5	12	SI-RLS-12	17.5	12	24	
NS-22	M22X1.5	14	SI-RS-14	20.5	14	27	
NS-24	M24X1.5	16	SI-RS-16	20.5	16	30	
NS-30	M30X2	20	SI-RS-20	24	20	36	
NS-36	M36X2	25	SI-RS-25	27	25	46	
NS-42	M42X2	30	SI-RS-30	29	30	50	
NS-52	M52X2	38	SI-RS-38	32.5	38	60	

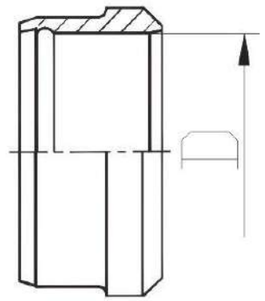

RL
RS

卡套
CUTTING RING

代 号 PART NO.	管子外径D TUBE O.D.	对应卡套螺母	尺 寸 DIMENSIONS	备注
SI-RLS-06	6	NL-12	与重系列相应规格一致	轻系L列
SI-RLS-08	8	NL-14		
SI-RLS-10	10	NL-16		
SI-RLS-12	12	NL-18		
SI-RL-15	15	NL-22		
SI-RL-18	18	NL-26		
SI-RL-22	22	NL-30		
SI-RL-28	28	NL-36		
SI-RL-35	35	NL-45		
SI-RL-42	42	NL-52		
SI-RLS-06	6	NS-14		重系S列
SI-RLS-08	8	NS-16		
SI-RLS-10	10	NS-18		
SI-RLS-12	12	NS-20		
SI-RS-14	14	NS-22		
SI-RS-16	16	NS-24		
SI-RS-20	20	NS-30		
SI-RS-25	25	NS-36		
SI-RS-30	30	NS-42		
SI-RS-38	38	NS-52		

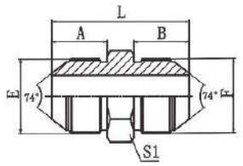

1Q

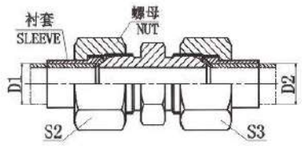

1Q-RN

公制外螺纹74° 外锥
METRIC MALE 74° CONE

代 号 PART NO.	螺 纹 THREAD E	F	管子外径 TUBE O.D. D1,D2	尺 寸 DIMENSIONS A	B	L	S1	S2，S3
1Q-10	M10X1	M10X1	5	12	12	30	12	14
1Q-12	M12X1.5	M12X1.5	6	15.7	15.7	37.5	14	14
1Q-14	M14X1.5	M14X1.5	8	17	17	40	17	17
1Q-16	M16X1.5	M16X1.5	10	18	18	42	17	19
1Q-18	M18X1.5	M18X1.5	12	18	18	42	19	22
1Q-24	M24X1.5	M24X1.5	16	20	20	50	27	30
1Q-27	M27X1.5	M27X1.5	18	20	20	50	30	32
1Q-30	M30X1.5	M30X1.5	20	23	23	57	32	36
1Q-30E	M30X2	M30X2	20	26	26	63	32	36
1Q-33	M33X2	M33X2	22	26	26	63	36	38
1Q-36	M36X2	M36X2	25	26	26	63	38	41
1Q-39	M39X2	M39X2	28	26	26	65	41	46
1Q-42	M42X2	M42X2	32	28.5	28.5	70	46	50
1Q-45	M45X2	M45X2	34	28.5	28.5	70	46	55

注：如需带衬套及螺母整套订货，则请在代号后加“RN”，如1Q-18RN，衬套代号NB500-Q，螺母代号NB200-Q。
Note：In case if you are interested to order the adapter in complete set with sleeve and nut， it is necessary to insert suffix "RN" after our part no.,for example 1Q-18RN, The sleeve NO. is NB500-Q and the nut NO. is NB200-Q。

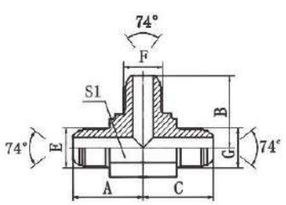

AQ

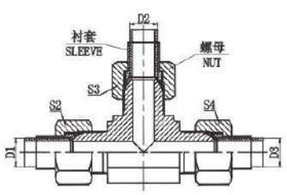

AQ-RN

公制外螺纹74° 外锥三通
METRIC MALE 74° CONE TEE

代 号 PART NO.	螺 纹 THREAD E	F	G	管子外径 TUBE O.D. D1,D2,D3	尺 寸 DIMENSIONS A	B	C	S1	S2,S3,S4
AQ-14	M14X1.5	M14X1.5	M14X1.5	8	27	27	27	14	17
AQ-16	M16X1.5	M16X1.5	M16X1.5	10	29.5	29.5	29.5	16	19
AQ-18	M18X1.5	M18X1.5	M18X1.5	12	34	34	34	19	22
AQ-22	M22X1.5	M22X1.5	M22X1.5	14	37.5	37.5	37.5	22	27
AQ-27	M27X1.5	M27X1.5	M27X1.5	18	41.5	41.5	41.5	27	32
AQ-33	M33X2	M33X2	M33X2	22	49.5	49.5	49.5	33	38

注：如需带衬套及螺母整套订货，则请在代号后加“RN”，如AQ-18RN，衬套代号NB500-Q，螺母代号NB200-Q。
Note：In case if you are interested to order the adapter in complete set with sleeve and nut， it is necessary to insert suffix "RN" after our part no.,for example AQ-18RN, The sleeve NO. is NB500-Q and the nut NO. is NB200-Q。

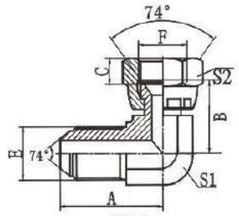

2Q9

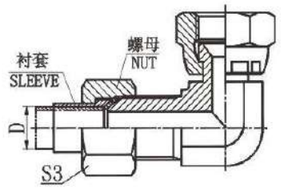

2Q9-RN

公制外螺纹74° 外锥
公制内螺纹74° 内锥
METRIC MALE 74° CONE
METRIC FEMALE 74° SEAT

代 号 PART NO.	螺 纹 THREAD E	F	管子外径 TUBE O.D. D	尺 寸 DIMENSIONS A	B	C	S1	S2	S3
2Q9-14	M14X1.5	M14X1.5	8	30	18.5	8.5	14	19	17
2Q9-16	M16X1.5	M16X1.5	10	32.5	21	8	16	22	19
2Q9-18	M18X1.5	M18X1.5	12	34	24	8	19	24	22
2Q9-22	M22X1.5	M22X1.5	14	37.5	26.5	10	22	27	27
2Q9-27	M27X1.5	M27X1.5	18	41.5	31	10	27	32	32
2Q9-36	M36X2	M36X2	25	52	36.5	13	36	41	41
2Q9-39	M39X2	M39X2	28	55.5	40.5	13	41	46	46
2Q9-45	M45X2	M45X2	34	62.5	47	15	48	55	55

注：如需带衬套及螺母整套订货，则请在代号后加“RN”，如2Q9-18RN，衬套代号NB500-Q，螺母代号NB200-Q。
Note：In case if you are interested to order the adapter in complete set with sleeve and nut， it is necessary to insert suffix "RN" after our part no.,for example 2Q9-18RN, The sleeve NO. is NB500-Q and the nut NO. is NB200-Q。

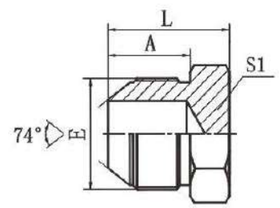

4Q

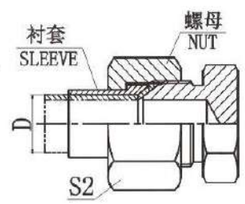

4Q-RN

公制外螺纹74° 外锥堵头
METRIC MALE 74° CONE PLUG

代 号 PART NO.	螺 纹 THREAD E	管子外径 TUBE O.D. D	尺 寸 DIMENSIONS A	L	S1	S2
4Q-10	M10X1	5	12	18	12	14
4Q-12	M12X1.5	6	15.7	21.5	14	14
4Q-14	M14X1.5	8	17	23	17	17
4Q-16	M16X1.5	10	18	24	17	19
4Q-18	M18X1.5	12	18	24	19	22
4Q-24	M24X1.5	16	20	30	27	30
4Q-27	M27X1.5	18	20	30	30	32
4Q-30	M30X1.5	20	23	34	32	36
4Q-30E	M30X2	20	26	37	32	36
4Q-33	M33X2	22	26	37	36	38
4Q-36	M36X2	25	26	38	38	41
4Q-39	M39X2	28	26	39	41	46
4Q-42	M42X2	32	28.5	41.5	46	50
4Q-45	M45X2	34	28.5	41.5	46	55

注：如需带衬套及螺母整套订货，则请在代号后加“RN”，如4Q-18RN，衬套代号NB500-Q，螺母代号NB200-Q。
Note：In case if you are interested to order the adapter in complete set with sleeve and nut， it is necessary to insert suffix "RN" after our part no.,for example 4Q-18RN, The sleeve NO. is NB500-Q and the nut NO. is NB200-Q。

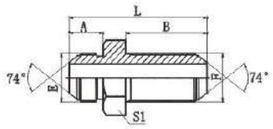

6Q

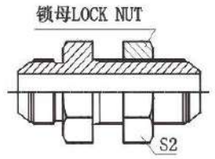

6Q-LN

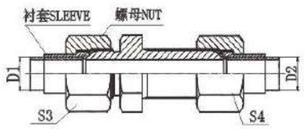

6Q-RN

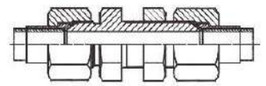

6Q-LN/RN

公制外螺纹74° 外锥过板接头
METRIC MALE 74° CONE BULKHEAD

代 号 PART NO.	螺 纹 THREAD		管子外径 TUBE O.D.	尺 寸 DIMENSIONS					
	E	F	D1，D2	A	B	L	S1	S2	S3，S4
6Q-10	M10X1	M10X1	5	12.5	34	52.5	14	14	14
6Q-12	M12X1.5	M12X1.5	6	15.7	38	59.7	17	17	14
6Q-16	M16X1.5	M16X1.5	10	18	41	65	19	22	19
6Q-18	M18X1.5	M18X1.5	12	18	43	69	24	24	22
6Q-22	M22X1.5	M22X1.5	14	19.5	44	73.5	27	27	27
6Q-24	M24X1.5	M24X1.5	16	20	45	75	27	30	30
6Q-27	M27X1.5	M27X1.5	18	20	48	78	30	32	32
6Q-30	M30X1.5	M30X1.5	20	23	53	87	34	36	36
6Q-33	M33X2	M33X2	22	26	55	92	36	41	38
6Q-36	M36X2	M36X2	25	25	56	94	41	41	41
6Q-39	M39X2	M39X2	28	26	58	97	41	46	46
6Q-42	M42X2	M42X2	32	28.5	59	102.5	50	50	50
6Q-45	M45X2	M45X2	34	28.5	60	103.5	50	50	55

注：如需带锁母订货，则请在代号后加“LN”,如6Q-18LN；如需带衬套及螺母整套订货，则请在代号后加“RN”，如6Q-18RN；如需带锁母、衬套及螺母订货，在代号后加“LN/RN”，如6Q-18LN/RN；衬套代号NB500-Q，螺母代号NB200-Q，锁母代号8C。
Note：In case if you are interested to order the adapter with lock nut,please insert suffix "LN" after our part no.,for example 6Q-18LN；order the adapter with sleeve and nut, please insert suffix "RN" after our part no.,for example 6Q-18RN；order the adapter with lock nut and sleeve and nut, insert suffix "LN/RN" after part no.,for example 6Q-18LN/RN；The sleeve NO. is NB500-Q and the nut NO. is NB200-Q and the lock nut no. is 8C。

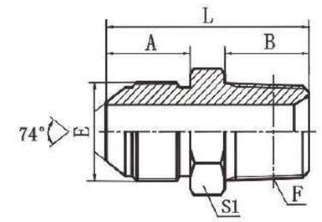

1QN

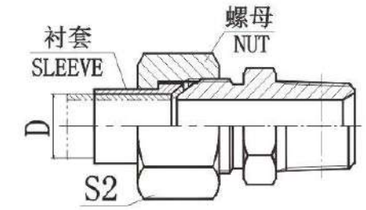

1QN-RN

公制外螺纹74° 外锥/布锥管外螺纹
METRIC MALE 74° CONE/NPT MALE

代 号 PART NO.	螺 纹 THREAD		管子外径 TUBE O.D.	尺 寸 DIMENSIONS				
	E	F	D	A	B	L	S1	S2
1QN-12-02	M12X1.5	Z1/8"X27	6	15.7	10.5	32	14	14
1QN-12-04	M12X1.5	Z1/4"X18	6	15.7	15	36.5	14	14
1QN-14-02	M14X1.5	Z1/8"X27	8	17	10.5	33	17	17
1QN-14-04	M14X1.5	Z1/4"X18	8	17	15	38	17	17
1QN-16-04	M16X1.5	Z1/4"X18	10	18	15	39	17	19
1QN-18-04	M18X1.5	Z1/4"X18	12	18	15	39	19	22
1QN-18-06	M18X1.5	Z3/8"X18	12	18	16	40	19	22
1QN-18-08	M18X1.5	Z1/2"X14	12	18	19.5	45.5	22	22
1QN-22-06	M22X1.5	Z3/8"X18	14	19.5	16	43.5	24	27
1QN-22-08	M22X1.5	Z1/2"X14	14	19.5	19.5	47	24	27
1QN-27-06	M27X1.5	Z3/8"X18	18	20	16.5	46	30	32
1QN-27-08	M27X1.5	Z1/2"X14	18	20	19	49	30	32
1QN-27-12	M27X1.5	Z3/4"X14	18	20	19.5	49.5	30	32
1QN-27-16	M27X1.5	Z1"X11.5	18	20	25.5	56.5	36	32
1QN-30-12	M30X1.5	Z3/4"X14	20	23	19.5	53.5	32	36
1QN-33-12	M33X2	Z3/4"X14	22	26	19.5	56.5	36	38
1QN-36-16	M36X2	Z1"X11.5	25	26	25.5	63	41	41
1QN-39-16	M39X2	Z1"X11.5	28	26	25.5	64.5	41	46
1QN-45-16	M45X2	Z1"X11.5	34	28.5	25.5	67	46	55
1QN-45-20	M45X2	Z1.1/4"X11.5	34	28.5	26.5	68	46	55
1QN-45-24	M45X2	Z1.1/2"X11.5	34	28.5	27.5	71	50	55
1QN-52-20	M52X2	Z1.1/4"X11.5	42	30	26.5	71.5	55	60

注：如需带衬套及螺母整套订货，则请在代号后加“RN”，如1QN-22-08RN，衬套代号NB500-Q，螺母代号NB200-Q。
Note：In case if you are interested to order the adapter in complete set with sleeve and nut， it is necessary to insert suffix "RN" after our part no.,for example 1QN-22-08RN, The sleeve NO. is NB500-Q and the nut NO. is NB200-Q。

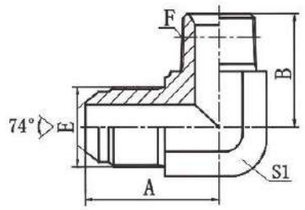

1QN9

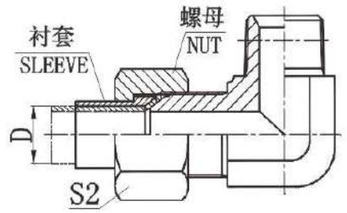

1QN9-RN

90° 弯公制外螺纹74° 外锥/ 布锥管外螺纹
90° ELBOW METRIC MALE 74° CONE / NPT MALE

代 号 PART NO.	螺 纹 THREAD		管子外径 TUBE O.D.	尺 寸 DIMENSIONS			
	E	F	D	A	B	S1	S2
1QN9-12-02	M12X1.5	Z1/8"X27	6	25.5	21	11	14
1QN9-12-04	M12X1.5	Z1/4"X18	6	28	25.5	14	14
1QN9-14-02	M14X1.5	Z1/8"X27	8	30.2	23.5	14	17
1QN9-14-04	M14X1.5	Z1/4"X18	8	30.2	25.5	14	17
1QN9-16-04	M16X1.5	Z1/4"X18	10	32	26.5	16	19
1QN9-16-08	M16X1.5	Z1/2"X14	10	36	36.7	22	19
1QN9-18-04	M18X1.5	Z1/4"X18	12	34	28.7	19	22
1QN9-18-06	M18X1.5	Z3/8"X18	12	34	31	19	22
1QN9-22-06	M22X1.5	Z3/8"X18	14	37.5	32.5	22	27
1QN9-22-08	M22X1.5	Z1/2"X14	14	37.5	36.7	22	27
1QN9-27-08	M27X1.5	Z1/2"X14	18	41.5	40	27	32
1QN9-27-12	M27X1.5	Z3/4"X14	18	41.5	44	27	32
1QN9-27-16	M27X1.5	Z1"X11.5	18	45	49	33	32
1QN9-30-12	M30X1.5	Z3/4"X14	20	45.8	45	30	36
1QN9-36-16	M36X2	Z1"X11.5	25	51.5	51.5	36	41
1QN9-39-16	M39X2	Z1"X11.5	28	55.5	54.5	41	46
1QN9-42-20	M42X2	Z1.1/4"X11.5	32	57	54.5	41	50
1QN9-45-16	M45X2	Z1"X11.5	34	62.5	58.5	48	55
1QN9-45-20	M45X2	Z1.1/4"X11.5	34	62.5	58.5	48	55
1QN9-45-24	M45X2	Z1.1/2"X11.5	34	62.5	63	48	55

注：如需带衬套及螺母整套订货，则请在代号后加“RN”，如1QN9-22-08RN，衬套代号NB500-Q，螺母代号NB200-Q。
Note：In case if you are interested to order the adapter in complete set with sleeve and nut， it is necessary to insert suffix "RN" after our part no.,for example 1QN9-22-08RN, The sleeve NO. is NB500-Q and the nut NO. is NB200-Q。

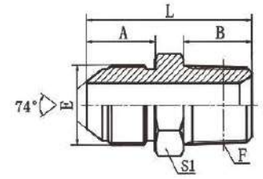

1QT-SP

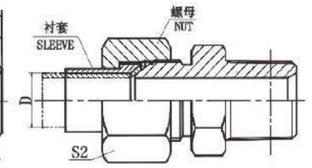

1QT-SP/RN

公制外螺纹74° 外锥
英锥管外螺纹METRIC MALE 74° CONE/ BSPT MALE

代 号 PART NO.	螺 纹 THREAD		管子外径 TUBE O.D.	尺 寸 DIMENSIONS				
	E	F	D	A	B	L	S1	S2
1QT-10-02SP	M10X1	R1/8"X28	5	12	10	28	12	14
1QT-14-04SP	M14X1.5	R1/4"X19	8	17	14.5	37.5	17	17
1QT-14-06SP	M14X1.5	R3/8"X19	8	17	15	38	17	17
1QT-16-04SP	M16X1.5	R1/4"X19	10	18	14.5	38.5	17	19
1QT-16-06SP	M16X1.5	R3/8"X19	10	18	15	39	17	19
1QT-18-06SP	M18X1.5	R3/8"X19	12	18	15.5	40	19	22
1QT-22-08SP	M22X1.5	R1/2"X14	14	19.5	20	47.5	24	27
1QT-27-08SP	M27X1.5	R1/2"X14	18	20	20	50	30	32
1QT-27-12SP	M27X1.5	R3/4"X14	18	20	20	50	30	32
1QT-30-12SP	M30X1.5	R3/4"X14	20	23	20	54	32	36
1QT-33-12SP	M33X2	R3/4"X14	22	26	20	57	36	38
1QT-36-16SP	M36X2	R1"X11	25	26	25.5	61.5	38	41
1QT-39-16SP	M39X2	R1"X11	28	26	25.5	64.5	41	46
1QT-45-20SP	M45X2	R1.1/4"X11	34	28.5	26.5	68	46	55

注：如需带衬套及螺母整套订货，则请在代号后加“RN”，如1QT-22-08SP/RN，衬套代号NB500-Q，螺母代号NB200-Q。
Note：In case if you are interested to order the adapter in complete set with sleeve and nut， it is necessary to insert suffix "RN" after our part no.,for example 1QT-22-08SP/RN, The sleeve NO. is NB500-Q and the nut NO. is NB200-Q。

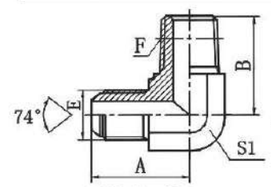

1QT9-SP

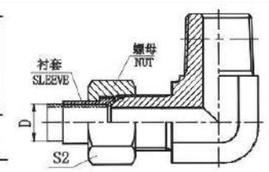

1QT9-SP/RN

90° 弯公制外螺纹74° 外锥
英锥管外螺纹
90° ELBOW METRIC MALE 74° CONE / BSPT MALE

代 号 PART NO.	螺 纹 THREAD		管子外径 TUBE O.D.	尺 寸 DIMENSIONS			
	E	F	D	A	B	S1	S2
1QT9-14-04SP	M14X1.5	R1/4"X19	8	30.2	25.5	14	17
1QT9-16-04SP	M16X1.5	R1/4"X19	10	32	26.5	16	19
1QT9-18-06SP	M18X1.5	R3/8"X19	12	34	29	19	22
1QT9-18-08SP	M18X1.5	R1/2"X14	12	36	36	22	22
1QT9-22-08SP	M22X1.5	R1/2"X14	14	37.5	36	22	27
1QT9-27-12SP	M27X1.5	R3/4"X14	18	41.5	44	27	32
1QT9-30-12SP	M30X1.5	R3/4"X14	20	45.8	45.5	30	36
1QT9-33-12SP	M33X2	R3/4"X14	22	49.5	47.5	33	38
1QT9-36-16SP	M36X2	R1"X11	25	51.5	52	36	41
1QT9-39-16SP	M39X2	R1"X11	28	55.5	55.2	41	46
1QT9-45-20SP	M45X2	R1.1/4"X11	34	62.5	61	48	55

注：如需带衬套及螺母整套订货，则请在代号后加“RN”，如1QT9-22-08SP/RN，衬套代号NB500-Q，螺母代号NB200-Q。
Note：In case if you are interested to order the adapter in complete set with sleeve and nut， it is necessary to insert suffix "RN" after our part no.,for example 1QT9-22-08SP/RN, The sleeve NO. is NB500-Q and the nut NO. is NB200-Q。

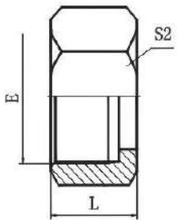

NB200-Q

公制74° 锥扩口式管接头螺母GB/T 5647
METRIC 74° CONE FLARED NUT GB/T 5647

代 号 PART NO.	螺纹 THREAD	管子外径TUBE O.D.	尺 寸 DIMENSIONS	
	E	mm	L	S2
NB200-10Q	M10X1	5	13.5	14
NB200-12Q	M12X1.5	6	16.5	14
NB200-14Q	M14X1.5	8	18.5	17
NB200-16Q	M16X1.5	10	19.5	19
NB200-22Q	M22X1.5	14	19.5	27
NB200-24Q	M24X1.5	16	20	30
NB200-27Q	M27X1.5	18	20	32
NB200-30Q	M30X1.5	20	24.5	36
NB200-30E Q	M30X2	20	24.5	36
NB200-33Q	M33X2	22	25.5	38
NB200-36Q	M36X2	25	26	41
NB200-39Q	M39X2	28	27.5	46
NB200-42Q	M42X2	32	28.5	50
NB200-45Q	M45X2	34	29	55

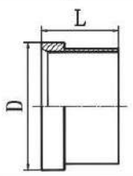

NB500-Q

公制74° 锥扩口式管接头衬套GB/T 5646
METRIC 74° CONE FLARED SLEEVE GB/T 5646

代 号 PART NO.	管子外径 TUBE O.D.	尺寸 DIMENSIONS		配用螺母 NUT
		D	L	
NB500-05Q	5	8.7	10	NB200-10Q
NB500-06Q	6	10.3	11	NB200-12Q
NB500-08Q	8	12.1	12	N B200-14Q
NB500-10Q	10	14.1	13	N B200-16Q
NB500-14Q	14	20.1	15	N B200-22Q
NB500-16Q	16	22.1	16	NB200-24Q
NB500-18Q	18	25.1	17	NB200-27Q
NB500-20Q	20	28.1	18	NB200-30Q、NB200-30EQ
NB500-22Q	22	30.5	20	NB200-33Q
NB500-25Q	25	33.5	20	NB200-36Q
NB500-28Q	28	36.5	22	NB200-39Q
NB500-32Q	32	39.5	23	NB200-42Q
NB500-34Q	34	42.5	23	NB200-45Q

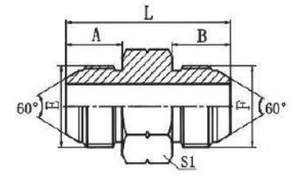

1S

日本英管外螺纹60° 外锥
JIS GAS MALE 60° CONE

代 号 PART NO.	螺 纹 THREAD		尺 寸 DIMENSIONS			
	E	F	A	B	L	S1
1S-02	G1/8"X28	G1/8"X28	12	12	30	14
1S-04	G1/4"X19	G1/4"X19	16	16	38	17
1S-06	G3/8"X19	G3/8"X19	18	18	42	19
1S-08	G1/2"X14	G1/2"X14	20	20	48	22
1S-12	G3/4"X14	G3/4"X14	22	22	54	30
1S-16	G1"X11	G1"X11	24	24	59	36
1S-20	G1.1/4"X11	G1.1/4"X11	27	27	67	46
1S-24	G1.1/2"X11	G1.1/2"X11	27	27	69	50
1S-32	G2"X11	G2"X11	30	30	77	65

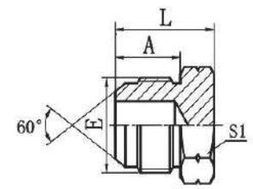

4S

日本英管外螺纹60° 外锥堵头
JIS GAS MALE 60° CONE

代 号 PART NO.	螺 纹 THREAD	尺 寸 DIMENSIONS		
	E	A	L	S1
4S-02	G1/8"X28	12	18	14
4S-04	G1/4"X19	14	20	19
4S-06	G3/8"X19	18	24	19
4S-08	G1/2"X14	19	29	27
4S-12	G3/4"X14	22	32	30
4S-16	G1"X11	23	36	41
4S-20	G1.1/4"X11	27	40	46
4S-24	G1.1/2"X11	27	42	50
4S-32	G2"X11	30	47	65

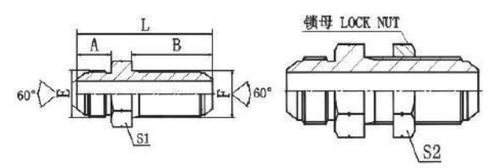

6S
6S-LN

日本英管外螺纹60° 外锥过板接头
JIS GAS MALE 60 CONE BULKHEAD

代 号 PART NO.	螺 纹 THREAD		尺 寸 DIMENSIONS				
	E	F	A	B	L	S1	S2
6S-04	G1/4"X19	G1/4"X19	16	32	56	19	19
6S-06	G3/8"X19	G3/8"X19	18	36	62	22	22
6S-08	G1/2"X14	G1/2"X14	20	40	70	27	27
6S-12	G3/4"X14	G3/4"X14	22	41	74	32	32

注：如需带锁母整套订货，则请在代号后加“LN”，如6S-16LN，锁母代号为8B。 Note：In case if you are interested to order the adapter in complete set with lock nut ,it is necessary to insert suffix "LN" after our part no.,for example 6S-16LN,The lock nut no. is 8B。

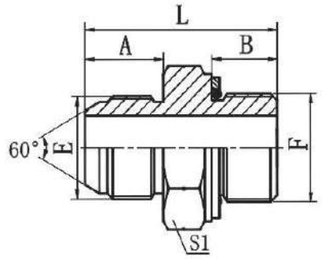

1SG

日本英管外螺纹60° 外锥/ 英管外螺纹O形圈
JIS GAS MALE 60° CONE / BSPP MALE O-RING

代 号 PART NO.	螺 纹 THREAD E	F	O形圈 O-RING F端	尺 寸 DIMENSIONS A	B	L	S1
1SG-02	G1/8"X28	G1/8"X28	O011	12	9.5	29	14
1SG-04	G1/4"X19	G1/4"X19	O111	16	11	33.5	19
1SG-06	G3/8"X19	G3/8"X19	O113	18	11.5	37.5	24
1SG-08	G1/2"X14	G1/2"X14	O115	20	14	44	27
1SG-12	G3/4"X14	G3/4"X14	O119	22	15.5	48.5	32
1SG-20	G1.1/4"X11	G1.1/4"X11	O222	27	20	59	50
1SG-24	G1.1/2"X11	G1.1/2"X11	O224	27	21.5	62.5	55

注： F端与DIN 3852油口相配。 F end is connected with DIN 3852 port.

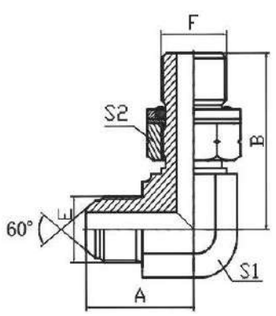

1SG9-OG

90° 弯日本英管外螺纹60° 外锥/
英管外螺纹O形圈可调向柱端
90° ELBOW JIS GAS MALE 60° CONE /
BSPP MALE O-RING ADJUSTABLE STUD END

代 号 PART NO.	螺 纹 THREAD E	F	O形圈 O-RING F端	尺 寸 DIMENSIONS A	B	S1	S2
1SG9-02OG	G1/8"X28	G1/8"X28	O011	21.8	26.2	11	14
1SG9-04OG	G1/4"X19	G1/4"X19	O111	28	31.3	14	19
1SG9-06OG	G3/8"X19	G3/8"X19	O113	29	35.8	16	22
1SG9-08OG	G1/2"X14	G1/2"X14	O115	38	43.2	22	27
1SG9-12OG	G3/4"X14	G3/4"X14	O119	43	49.3	27	32
1SG9-20OG	G1.1/4"X11	G1.1/4"X11	O222	57	59	41	50
1SG9-24OG	G1.1/2"X11	G1.1/2"X11	O224	61	65	48	55

注： F端与DIN 3852油口相配。 F end is connected with DIN 3852 port.

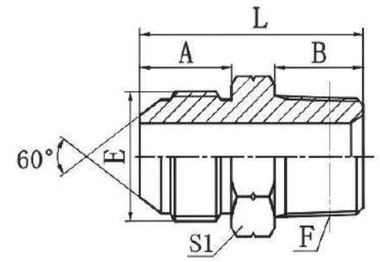

1ST-SP

日本英管外螺纹60° 外锥/ 英锥管外螺纹
JIS GAS MALE 60° CONE / BSPT MALE

代 号 PART NO.	螺 纹 THREAD E	F	尺 寸 DIMENSIONS A	B	L	S1
1ST-02SP	G1/8"X28	R1/8"X28	12	10	28	14
1ST-02-04SP	G1/8"X28	R1/4"X19	12	14.5	32.5	17
1ST-04SP	G1/4"X19	R1/4"X19	16	14.5	36.5	17
1ST-04-02SP	G1/4"X19	R1/8"X28	16	10	32	17
1ST-04-06SP	G1/4"X19	R3/8"X19	16	15	37	19
1ST-04-08SP	G1/4"X19	R1/2"X14	16	20	44	22
1ST-06SP	G3/8"X19	R3/8"X19	18	15	39	19
1ST-06-04SP	G3/8"X19	R1/4"X19	18	14.5	40.5	19
1ST-06-08SP	G3/8"X19	R1/2"X14	18	20	46	22
1ST-08SP	G1/2"X14	R1/2"X14	20	20	48	22
1ST-08-04SP	G1/2"X14	R1/4"X19	20	14.5	42.5	22
1ST-08-06SP	G1/2"X14	R3/8"X19	20	15	45	27
1ST-08-12SP	G1/2"X14	R3/4"X14	20	20	50	27
1ST-12SP	G3/4"X14	R3/4"X14	22	20	53	30
1ST-12-08SP	G3/4"X14	R1/2"X14	22	20	52	30
1ST-12-16SP	G3/4"X14	R1"X11	22	25.5	58.5	36
1ST-16SP	G1"X11	R1"X11	24	25.5	62.5	41
1ST-16-12SP	G1"X11	R3/4"X14	24	20	57	41
1ST-20SP	G1.1/4"X11	R1.1/4"X11	27	26.5	66	46
1ST-24SP	G1.1/2"X11	R1.1/2"X11	27	26.5	67.5	50
1ST-32SP	G2"X11	R2"X11	30	30	77	65

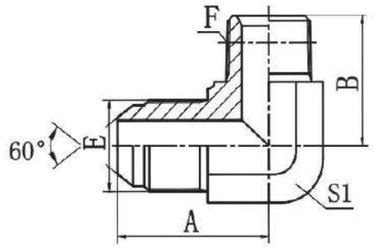

1ST9–SP

90° 弯日本英管外螺纹60° 外锥/ 英锥管外螺纹

90° ELBOW JIS GAS MALE 60° CONE / BSPT MALE

代 号 PART NO.	螺 纹 THREAD		尺 寸 DIMENSIONS		
	E	F	A	B	S1
1ST9–02SP	G1/8"X28	R1/8"X28	21.8	21	11
1ST9–02–04SP	G1/8"X28	R1/4"X19	24.3	25.5	14
1ST9–04SP	G1/4"X19	R1/4"X19	29	25.5	14
1ST9–04–02SP	G1/4"X19	R1/8"X28	29	23.5	14
1ST9–04–06SP	G1/4"X19	R3/8"X19	30	28.5	16
1ST9–06SP	G3/8"X19	R3/8"X19	32	28.5	16
1ST9–06–04SP	G3/8"X19	R1/4"X19	31.5	26.5	16
1ST9–06–08SP	G3/8"X19	R1/2"X14	36	36	22
1ST9–08SP	G1/2"X14	R1/2"X14	38	36	22
1ST9–08–06SP	G1/2"X14	R3/8"X19	38	32.5	22
1ST9–08–12SP	G1/2"X14	R3/4"X14	41	43.5	27
1ST9–12SP	G3/4"X14	R3/4"X14	41.5	43.5	27
1ST9–12–08SP	G3/4"X14	R1/2"X14	43	39.5	27
1ST9–12–16SP	G3/4"X14	R1"X11	47	50	33
1ST9–16SP	G1"X11	R1"X11	48.5	50	33
1ST9–20SP	G1.1/4"X11	R1.1/4"X11	57	56.5	41
1ST9–24SP	G1.1/2"X11	R1.1/2"X11	61	62.5	48
1ST9–32SP	G2"X11	R2"X11	73.2	74.2	63

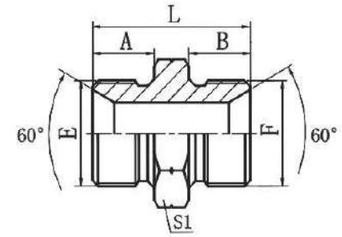

1B

英管外螺纹60° 内锥或六角端面用组合垫密封

BSPP MALE DOUBLE USE FOR 60° SEAT OR BONDED SEAL

代 号 PART NO.	螺纹 THREAD		尺 寸 DIMENSIONS			
	E	F	A	B	L	S1
1B–02	G1/8"X28	G1/8"X28	10	10	26	14
1B–02–04	G1/8"X28	G1/4"X19	10	12	28	19
1B–02–06	G1/8"X28	G3/8"X19	10	13.5	31.5	22
1B–02–08	G1/8"X28	G1/2"X14	10	16	36	27
1B–04	G1/4"X19	G1/4"X19	12	12	30	19
1B–04–08	G1/4"X19	G1/2"X14	12	16	38	27
1B–04–10	G1/4"X19	G5/8"X14	12	17.5	39.5	30
1B–06	G3/8"X19	G3/8"X19	13.5	13.5	35	2
1B–06–08	G3/8"X19	G1/2"X14	13.5	16	39.5	27
1B–06–10	G3/8"X19	G5/8"X14	13.5	17.5	42	30
1B–06–12	G3/8"X19	G3/4"X14	13.5	18.5	43	32
1B–08	G1/2"X14	G1/2"X14	16	16	42	27
1B–08–10	G1/2"X14	G5/8"X14	16	17.5	43.5	30
1B–08–12	G1/2"X14	G3/4"X14	16	18.5	45.5	32
1B–10	G5/8"X14	G5/8"X14	17.5	17.5	45	30
1B–10–12	G5/8"X14	G3/4"X14	17.5	18.5	47	32
1B–10–16	G5/8"X14	G1"X11	17.5	20.5	51.5	41
1B–12	G3/4"X14	G3/4"X14	18.5	18.5	48	32
1B–12–16	G3/4"X14	G1"X11	18.5	20.5	52.5	41
1B–12–20	G3/4"X14	G1.1/4"X11	18.5	20.5	54	50
1B–16	G1"X11	G1"X11	20.5	20.5	54	41
1B–16–20	G1"X11	G1.1/4"X11	20.5	20.5	58	50
1B–16–24	G1"X11	G1.1/2"X11	20.5	23	60.5	55
1B–20	G1.1/4"X11	G1.1/4"X11	20.5	20.5	58	50
1B–20–24	G1.1/4"X11	G1.1/2"X11	20.5	23	60.5	55
1B–24	G1.1/2"X11	G1.1/2"X11	23	23	63	55
1B–24–32	G1.1/2"X11	G2"X11	23	25.5	66.5	70
1B–32	G2"X11	G2"X11	25.5	25.5	68	70
1B–40	G2.1/2"X11	G2.1/2"X11	32	32	81	90
1B–48	G3"X11	G3"X11	36	36	92	100

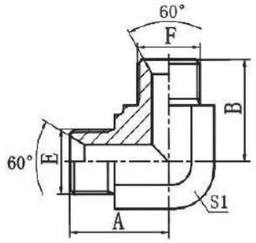

1B9

90° 弯英管外螺纹60° 内锥

90° ELBOW BSPP MALE 60° SEAT

代 号 PART NO.	螺 纹 THREAD		尺 寸 DIMENSIONS		
	E	F	A	B	S1
1B9-02	G1/8"X28	G1/8"X28	19.8	19.8	11
1B9-02-04	G1/8"X28	G1/4"X19	23	25	14
1B9-04	G1/4"X19	G1/4"X19	24	24	14
1B9-04-06	G1/4"X19	G3/8"X19	26.5	27.5	16
1B9-06	G3/8"X19	G3/8"X19	27.5	27.5	16
1B9-08	G1/2"X14	G1/2"X14	34.5	34.5	22
1B9-08-12	G1/2"X14	G3/4"X14	37.5	40	27
1B9-10	G5/8"X14	G5/8"X14	35	35	22
1B9-10-12	G5/8"X14	G3/4"X14	37.5	39	30
1B9-12	G3/4"X14	G3/4"X14	40	40	27
1B9-12-16	G3/4"X14	G1"X11	43.5	46	33
1B9-16	G1"X11	G1"X11	46	46	33
1B9-16-20	G1"X11	G1.1/4"X11	50.5	50.5	41
1B9-20	G1.1/4"X11	G1.1/4"X11	50.5	50.5	41
1B9-20-24	G1.1/4"X11	G1.1/2"X11	54.5	57.5	48
1B9-24	G1.1/2"X11	G1.1/2"X11	57.5	57.5	48
1B9-32	G2"X11	G2"X11	68	68	63

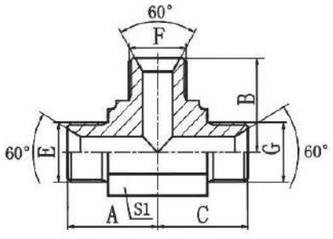

AB

英管外螺纹60° 内锥三通

BSPP MALE 60° SEAT TEE

代 号 PART NO.	螺 纹 THREAD			尺 寸 DIMENSIONS			
	E	F	G	A	B	C	S1
AB-02	G1/8"X28	G1/8"X28	G1/8"X28	19.8	19.8	19.8	11
AB-04	G1/4"X19	G1/4"X19	G1/4"X19	24.5	24.5	24.5	14
AB-04-06-04	G1/4"X19	G3/8"X19	G1/4"X19	26.5	27.5	26.5	16
AB-06-04-06	G3/8"X19	G1/4"X19	G3/8"X19	27.5	26.5	27.5	16
AB-06	G3/8"X19	G3/8"X19	G3/8"X19	27.5	27.5	27.5	16
AB-08-06-08	G1/2"X14	G3/8"X19	G1/2"X14	34.5	31	34.5	22
AB-08	G1/2"X14	G1/2"X14	G1/2"X14	34.5	34.5	34.5	22
AB-10	G5/8"X14	G5/8"X14	G5/8"X14	35	35	35	22
AB-12	G3/4"X14	G3/4"X14	G3/4"X14	40	40	40	27
AB-12-16-12	G3/4"X14	G1"X11	G3/4"X14	43.5	46	43.5	33
AB-16-12-16	G1"X11	G3/4"X14	G1"X11	46	43.6	46	33
AB-16	G1"X11	G1"X11	G1"X11	46	46	46	33
AB-20	G1.1/4"X11	G1.1/4"X11	G1.1/4"X11	50.5	50.5	50.5	41
AB-24	G1.1/2"X11	G1.1/2"X11	G1.1/2"X11	57.5	57.5	57.5	48
AB-32	G2"X11	G2"X11	G2"X11	72.5	72.5	72.5	63

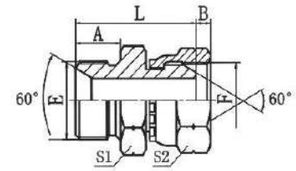

2B

英管外螺纹60° 内锥或六角端面用组合密封/
英管内螺纹60° 内锥

代 号 PART NO.	螺 纹 THREAD		尺 寸 DIMENSIONS				
	E	F		B	L	S1	S2
2B-02	G1/8"X28	G1/8"X28	10	5.5	25	14	14
2B-02-04	G1/8"X28	G1/4"X19	10	5.5	27	14	19
2B-04	G1/4"X19	G1/4"X19	12	5.5	29	19	19
2B-04-06	G1/4"X19	G3/8"X19	12	6.3	30.5	19	22
2B-04-08	G1/4"X19	G1/2"X14	12	7.5	32	19	27
2B-06	G3/8"X19	G3/8"X19	13.5	6.3	34	22	22
2B-06-08	G3/8"X19	G1/2"X14	13.5	7.5	35.5	22	27
2B-06-10	G3/8"X19	G5/8"X14	13.5	9.5	36	22	30
2B-08	G1/2"X14	G1/2"X14	16	7.5	40	27	27
2B-08-06	G1/2"X14	G3/8"X19	16	6.3	38.5	27	22
2B-08-12	G1/2"X14	G3/4"X14	16	10.9	41	27	32
2B-10	G5/8"X14	G5/8"X14	17.5	9.5	42	30	30
2B-10-08	G5/8"X14	G1/2"X14	17.5	7.5	41.5	30	27
2B-10-12	G5/8"X14	G3/4"X14	17.5	10.9	42.5	30	32
2B-12	G3/4"X14	G3/4"X14	18.5	10.9	44.5	32	32
2B-12-10	G3/4"X14	G5/8"X14	18.5	9.5	44	32	30
2B-12-16	G3/4"X14	G1"X11	18.5	11.7	46	32	41
2B-16	G1"X11	G1"X11	20.5	11.7	50	41	41
2B-16-12	G1"X11	G3/4"X14	20.5	10.9	48.5	41	32
2B-16-20KJ	G1"X11	G1.1/4"X11	20.5	11	53	41	50
2B-20KJ	G1.1/4"X11	G1.1/4"X11	20.5	11	55	50	50
2B-20-16	G1.1/4"X11	G1"X11	20.5	11.7	52	50	41
2B-20-24KJ	G1.1/4"X11	G1.1/2"X11	20.5	13	55.5	50	55
2B-24KJ	G1.1/2"X11	G1.1/2"X11	23	13	58	55	55
2B-32KJ	G2"X11	G2"X11	25.5	16	63.5	70	70

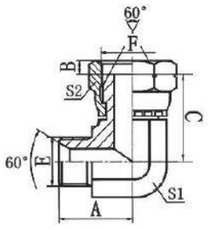

2B9

90° 弯英管外螺纹60° 内锥/ 英管内螺纹60° 外锥

90° ELBOW BSPP MALE 60°
SEAT / BSPP FEMALE 60° CONE

代 号 PART NO.	螺 纹 THREAD		尺 寸 DIMENSIONS				
	E	F	A	B	C	S1	S2
2B9-02	G1/8"X28	G1/8"X28	19.8	5.5	16.8	11	14
2B9-04	G1/4"X19	G1/4"X19	24.5	5.5	21.5	14	19
2B9-04-06	G1/4"X19	G3/8"X19	25	6.3	22.5	14	22
2B9-06	G3/8"X19	G3/8"X19	27.5	6.3	24	16	22
2B9-06-04	G3/8"X19	G1/4"X19	27.5	5.5	22.5	16	19
2B9-08	G1/2"X14	G1/2"X14	34.5	7.5	30	22	27
2B9-08-06	G1/2"X14	G3/8"X19	34.5	6.3	27.5	22	22
2B9-10	G5/8"X14	G5/8"X14	35	9.5	29.5	22	30
2B9-10-08	G5/8"X14	G1/2"X14	35	7.5	29	22	27
2B9-12	G3/4"X14	G3/4"X14	40	10.9	33	27	32
2B9-16	G1"X11	G1"X11	46	11.7	38	33	41
2B9-20KJ	G1.1/4"X11	G1.1/4"X11	50.5	11	46.5	41	50
2B9-24KJ	G1.1/2"X11	G1.1/2"X11	57.5	13	50.5	48	55
2B9-32KJ	G2"X11	G2"X11	72.5	16	63	63	70

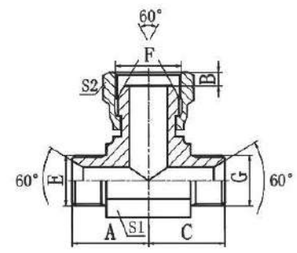

BB

英管外螺纹60° 内锥/
英管内螺纹60° 外锥三通

BSPP MALE60° EAT/ BSPP FEMALE 60°
CONE BRANCH TEE

代 号 PART NO.	螺 纹 THREAD			尺 寸 DIMENSIONS				
	E	F	G	A	B	C	S1	S2
BB-02	G1/8"X28	G1/8"X28	G1/8"X28	19.8	5.5	19.8	11	14
BB-04	G1/4"X19	G1/4"X19	G1/4"X19	24.5	5.5	24.5	14	19
BB-06	G3/8"X19	G3/8"X19	G3/8"X19	27.5	6.3	27.5	16	22
BB-08	G1/2"X14	G1/2"X14	G1/2"X14	34.5	7.5	34.5	22	27
BB-12	G3/4"X14	G3/4"X14	G3/4"X14	40	10.9	40	27	32
BB-20KJ	G1.1/4"X11	G1.1/4"X11	G1.1/4"X11	50.5	11	50.5	41	50
BB-24KJ	G1.1/2"X11	G1.1/2"X11	G1.1/2"X11	57.5	13	57.5	48	55
BB-32KJ	G2"X11	G2"X11	G2"X11	72.5	16	72.5	63	70

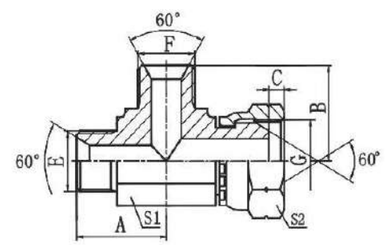

CB

英管外螺纹60° 内锥/
英管内螺纹60° 外锥三通

BSPP MALE60° EAT/ BSPP FEMALE 60°
CONE BRANCH TEE

代 号 PART NO.	螺 纹 THREAD			尺 寸 DIMENSIONS				
	E	F	G	A	B	C	S1	S2
CB-02	G1/8"X28	G1/8"X28	G1/8"X28	19.8	19.8	5.5	11	14
CB-04	G1/4"X19	G1/4"X19	G1/4"X19	25	25	5.5	14	19
CB-06	G3/8"X19	G3/8"X19	G3/8"X19	27.5	27.5	6.3	16	22
CB-08	G1/2"X14	G1/2"X14	G1/2"X14	34.5	34.5	7.5	22	27
CB-10	G5/8"X14	G5/8"X14	G5/8"X14	34.5	34.5	9.5	22	30
CB-16	G1"X11	G1"X11	G1"X11	46	46	11.7	33	41
CB-20KJ	G1.1/4"X11	G1.1/4"X11	G1.1/4"X11	50.5	50.5	11	41	50
CB-24KJ	G1.1/2"X11	G1.1/2"X11	G1.1/2"X11	57.5	57.5	13	48	55
CB-32KJ	G2"X11	G2"X11	G2"X11	72.5	72.5	16	63	70

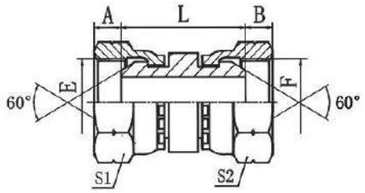

3B

英管内螺纹60° 外锥
BSPP FEMALE 60° CONE

代 号 PART NO.	螺 纹 THREAD		尺 寸 DIMENSIONS				
	E	F	A	B	L	S1	S2
3B-02	G1/8"X28	G1/8"X28	5.5	5.5	21	14	14
3B-02-04	G1/8"X28	G1/4"X19	5.5	5.5	23	14	19
3B-04	G1/4"X19	G1/4"X19	5.5	5.5	25	19	19
3B-04-06	G1/4"X19	G3/8"X19	5.5	6.3	26.5	19	22
3B-04-08	G1/4"X19	G1/2"X14	5.5	7.5	28.5	19	27
3B-06-08	G3/8"X19	G1/2"X14	6.3	7.5	29.5	22	27
3B-08	G1/2"X14	G1/2"X14	7.5	7.5	31	27	27
3B-08-10	G1/2"X14	G5/8"X14	7.5	9.5	31.5	27	30
3B-08-12	G1/2"X14	G3/4"X14	7.5	10.9	32.5	27	32
3B-10	G5/8"X14	G5/8"X14	9.5	9.5	31.5	30	30
3B-10-12	G5/8"X14	G3/4"X14	9.5	10.9	33	30	32
3B-12	G3/4"X14	G3/4"X14	10.9	10.9	33.5	32	32
3B-12-16	G3/4"X14	G1"X11	10.9	11.7	35	32	41
3B-16	G1"X11	G1"X11	11.7	11.7	36.5	41	41
3B-16-20KJ	G1"X11	G1.1/4"X11	11.7	11	37.5	41	50
3B-20KJ	G1.1/4"X11	G1.1/4"X11	11	11	40.5	50	50
3B-24KJ	G1.1/2"X11	G1.1/2"X11	13	13	42	55	55
3B-32KJ	G2"X11	G2"X11	16	16	47	70	70

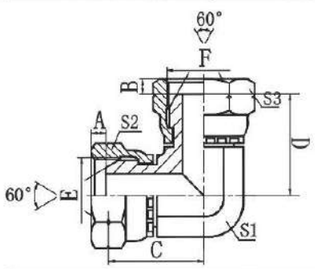

3B9

90° 英管内螺纹60° 外锥
90° BSPP FEMALE 60° CONE

代 号 PART NO.	螺 纹 THREAD		尺 寸 DIMENSIONS						
	E	F	A	B	C	D	S1	S2	S3
3B9-02	G1/8"X28	G1/8"X28	5.5	5.5	16.8	16.8	11	14	14
3B9-04	G1/4"X19	G1/4"X19	5.5	5.5	19.5	19.5	11	19	19
3B9-06	G3/8"X19	G3/8"X19	6.3	6.3	24	24	14	22	22
3B9-08	G1/2"X14	G1/2"X14	7.5	7.5	27.5	27.5	19	27	27
3B9-10	G5/8"X14	G5/8"X14	9.5	9.5	31.5	31.5	19	30	30
3B9-12	G3/4"X14	G3/4"X14	10.9	10.9	33	33	24	32	32
3B9-16	G1"X11	G1"X11	11.7	11.7	38	38	30	41	41
3B9-20KJ	G1.1/4"X11	G1.1/4"X11	11	11	49.5	49.5	41	50	50
3B9-24KJ	G1.1/2"X11	G1.1/2"X11	13	13	52.5	52.5	48	55	55
3B9-32KJ	G2"X11	G2"X11	16	16	63.9	63.9	63	70	70

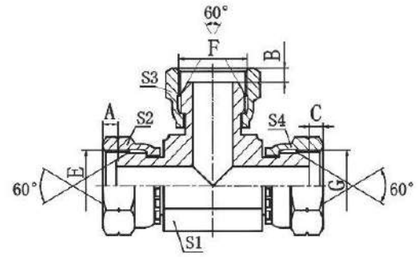

DB

英管内螺纹60° 外锥三通
BSPP FEMALE 60° CONE TEE

代 号 PART NO.	螺 纹 THREAD			尺 寸 DIMENSIONS		
	E	F	G	A，B,C	S1	S2，S3,S4
DB-02	G1/8"X28	G1/8"X28	G1/8"X28	5.5	11	14
DB-04	G1/4"X19	G1/4"X19	G1/4"X19	5.5	11	19
DB-06	G3/8"X19	G3/8"X19	G3/8"X19	6.3	14	22
DB-08	G1/2"X14	G1/2"X14	G1/2"X14	7.5	19	27
DB-10	G5/8"X14	G5/8"X14	G5/8"X14	9.5	22	30
DB-12	G3/4"X14	G3/4"X14	G3/4"X14	10.9	24	32
DB-16	G1"X11	G1"X11	G1"X11	11.7	30	41
DB-20KJ	G1.1/4"X11	G1.1/4"X11	G1.1/4"X11	11	36	50
DB-24KJ	G1.1/2"X11	G1.1/2"X11	G1.1/2"X11	13	48	55
DB-32KJ	G2"X11	G2"X11	G2"X11	16	63	70

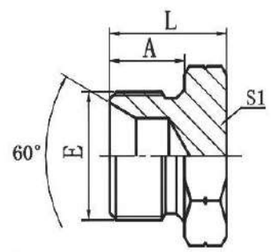

4B

英管外螺纹60° 内锥或
六角端面用组合垫密封堵头

代 号 PART NO.	螺 纹 THREAD	尺 寸 DIMENSIONS		
	E	A	L	S1
4B-02	G1/8"X28	10	16	14
4B-04	G1/4"X19	12	18	19
4B-06	G3/8"X19	13.5	21.5	22
4B-08	G1/2"X14	16	26	27
4B-10	G5/8"X14	17.5	27.5	30
4B-12	G3/4"X14	18.5	29.5	32
4B-16	G1"X11	20.5	34	41
4B-20	G1·1/4"X11	20.5	35.5	50
4B-24	G1.1/2"X11	23	40	55
4B-32	G2"X11	25.5	43.5	70

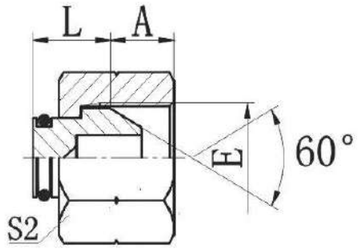

9B

英管内螺纹60° 外锥堵头
BSPP FEMALE 60° CONE PLUG

代 号 PART NO.	螺 纹 THREAD	尺 寸 DIMENSIONS		
	E	A	L	S2
9B-02	G1/8"X28	5.5	11.5	14
9B-04	G1/4"X19	5.5	13.5	19
9B-06	G3/8"X19	6.3	14.5	22
9B-08	G1/2"X14	7.5	16	27
9B-10	G5/8"X14	9.5	16.5	30
9B-12	G3/4"X14	10.9	17.5	32
9B-16	G1"X11	11.7	19	41
9B-20	G1.1/4"X11	11	22.5	50
9B-24	G1.1/2"X11	13	22	55
9B-32	G2"X11	16	26.5	70

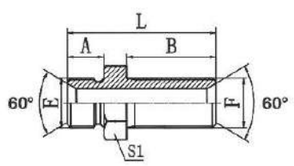

6B

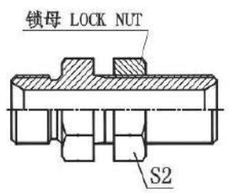

6B-LN

英管外螺纹60° 内锥过板接头
BSPP MALE 60° SEAT BULKHEAD

代 号 PART NO.	螺 纹 THREAD		尺 寸 DIMENSIONS				
	E	F	A	B	L	S1	S2
6B-02	G1/8"X28	G1/8"X28	10	33	49	14	14
6B-04	G1/4"X19	G1/4"X19	12	35	53	19	19
6B-06	G3/8"X19	G3/8"X19	13.5	35	56.5	22	22
6B-08	G1/2"X14	G1/2"X14	16	39	65	27	27
6B-12	G3/4"X14	G3/4"X14	18.5	42	71.5	32	32
6B-16	G1"X11	G1"X11	20.5	50	84	41	41
6B-20	G1.1/4"X11	G1.1/4"X11	20.5	52	89.5	50	50
6B-24	G1.1/2"X11	G1.1/2"X11	23	55	93	55	55
6B-32	G2"X11	G2"X11	25.5	55	97.5	70	70

注：如需带锁母整套订货，则请在代号后加“LN”，如6B-16LN，锁母代号为8B。
Note：In case if you are interested to order the adapter in complete set with lock nut ,it is necessary to insert suffix "LN" after our part no.,for example 6B-16LN,The lock nut no. is 8B。

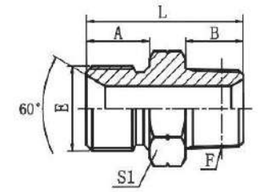

1BT-SP

弯英管外螺纹60° 内锥/ 英锥管外螺纹
ELBOW BSPP MALE 60° SEAT/BSPT MALE

代 号 PART NO.	螺 纹 THREAD		尺 寸 DIMENSIONS			
	E	F	A	B	L	S1
1BT-02SP	G1/8"X28	R1/8"X28	10	10	26	14
1BT-02-04SP	G1/8"X28	R1/4"X19	10	14.5	30.5	14
1BT-04SP	G1/4"X19	R1/4"X19	12	14.5	32	19
1BT-04-02SP	G1/4"X19	R1/8"X28	12	10	28	19
1BT-04-06SP	G1/4"X19	R3/8"X19	12	15	32	19
1BT-04-08SP	G1/4"X19	R1/2"X14	12	20	40	24
1BT-06-04SP	G3/8"X19	R1/4"X19	13.5	14.5	35.5	22
1BT-06-08SP	G3/8"X19	R1/2"X14	13.5	20	40.5	24
1BT-08SP	G1/2"X14	R1/2"X14	16	20	45	27
1BT-08-04SP	G1/2"X14	R1/4"X19	16	14.5	40.5	27
1BT-08-06SP	G1/2"X14	R3/8"X19	16	15	40	27
1BT-08-12SP	G1/2"X14	R3/4"X14	16	20	45	30
1BT-10-06SP	G5/8"X14	R3/8"X19	17.5	15	41.5	30
1BT-10-08SP	G5/8"X14	R1/2"X14	17.5	20	46.5	30
1BT-10-12SP	G5/8"X14	R3/4"X14	17.5	20	46.5	30
1BT-10-16SP	G5/8"X14	R1"X11	17.5	25.5	54	36
1BT-12SP	G3/4"X14	R3/4"X14	18.5	20	48.5	32
1BT-12-08SP	G3/4"X14	R1/2"X14	18.5	20	49.5	32
1BT-12-16SP	G3/4"X14	R1"X11	18.5	25.5	53.5	36
1BT-12-20SP	G3/4"X14	R1.1/4"X11	18.5	26.5	58	46
1BT-16SP	G1"X11	R1"X11	20.5	25.5	58	41
1BT-16-12SP	G1"X11	R3/4"X14	20.5	20	53	41
1BT-16-20SP	G1"X11	R1.1/4"X11	20.5	26.5	60	46
1BT-20SP	G1.1/4"X11	R1.1/4"X11	20.5	26.5	62	50
1BT-20-12SP	G1.1/4"X11	R3/4"X14	20.5	20.5	56	50
1BT-20-16SP	G1.1/4"X11	R1"X11	20.5	25.5	61	50
1BT-20-24SP	G1.1/4"X11	R1.1/2"X11	20.5	26.5	62	50
1BT-24SP	G1.1/2"X11	R1.1/2"X11	23	26.5	64.5	55
1BT-24-16SP	G1.1/2"X11	R1"X11	23	25.5	63.5	55
1BT-24-20SP	G1.1/2"X11	R1.1/4"X11	23	26.5	64.5	55
1BT-24-32SP	G1.1/2"X11	R2"X11	23	30	70	65
1BT-32SP	G2"X11	R2"X11	25.5	30	72.5	70
1BT-32-20SP	G2"X11	R1.1/4"X11	25.5	27	68.5	70
1BT-32-24SP	G2"X11	R1.1/2"X11	25.5	26.5	68.5	70
1BT-40SP	G2.1/2"X11	R2.1/2"X11	32	34	83	90
1BT-48SP	G3"X11	R3"X11	36	38	94	100

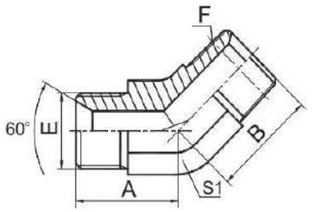

1BT4-SP

45° 弯英管外螺纹60° 内锥/英锥管外螺纹

45° ELBOW BSPP MALE 60° SEAT / BSPT MALE

代号 PART NO.	螺纹 THREAD		尺寸 DIMENSIONS		
	E	F	A	B	S1
1BT4-02SP	G1/8"X28	R1/8"X28	17	17	11
1BT4-04SP	G1/4"X19	R1/4"X19	20.3	21	14
1BT4-04-06SP	G1/4"X19	R3/8"X19	20.5	23	16
1BT4-06SP	G3/8"X19	R3/8"X19	22	23	16
1BT4-06-04SP	G3/8"X19	R1/4"X19	22	21	16
1BT4-06-12SP	G3/8"X19	R3/4"X14	25.5	30.5	27
1BT4-08SP	G1/2"X14	R1/2"X14	27	29.5	22
1BT4-08-06SP	G1/2"X14	R3/8"X19	27	25	22
1BT4-08-12SP	G1/2"X14	R3/4"X14	28.5	30.5	27
1BT4-10-08SP	G5/8"X14	R1/2"X14	28.5	29.5	22
1BT4-10-12SP	G5/8"X14	R3/4"X14	29	35	27
1BT4-12SP	G3/4"X14	R3/4"X14	31	30.5	27
1BT4-12-08SP	G3/4"X14	R1/2"X14	31	30.5	27
1BT4-12-16SP	G3/4"X14	R1"X11	32.5	38	33
1BT4-16SP	G1"X11	R1"X11	35	38	33
1BT4-16-12SP	G1"X11	R3/4"X11	35	32.5	33
1BT4-16-20SP	G1"X11	R1.1/4"X11	38.5	43	41
1BT4-20SP	G1.1/4"X11	R1.1/4"X11	38.5	43	41
1BT4-20-16SP	G1.1/4"X11	R1"X11	38.5	42	41
1BT4-20-24SP	G1.1/4"X11	R1.1/2"X11	41.5	47.5	48
1BT4-24SP	G1.1/2"X11	R1.1/2"X11	44	47.5	48
1BT4-24-20SP	G1.1/2"X11	R1.1/4"X11	44	45.5	48
1BT4-24-32SP	G1.1/2"X11	R2"X11	51	60.5	63
1BT4-32SP	G2"X11	R2"X11	49.5	55.5	63
1BT4-32-24SP	G2"X11	R1.1/2"X11	51	52.5	63

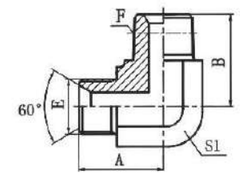

1BT9-SP

90° 弯英管外螺纹60° 内锥/英锥管外螺纹

90° ELBOW BSPP MALE 60° SEAT / BSPT MALE

代号 PART NO.	螺纹 THREAD		尺寸 DIMENSIONS		
	E	F	A	B	S1
1BT9-02SP	G1/8"X28	R1/8"X28	20	21	11
1BT9-02-04SP	G1/8"X28	R1/4"X19	22.3	25.5	14
1BT9-04SP	G1/4"X19	R1/4"X19	24.5	25.5	14
1BT9-04-02SP	G1/4"X19	R1/8"X28	25	23.5	14
1BT9-04-06SP	G1/4"X19	R3/8"X19	25	28.5	16
1BT9-06SP	G3/8"X19	R3/8"X19	27.5	28.5	16
1BT9-06-04SP	G3/8"X19	R1/4"X19	27.5	26.5	16
1BT9-06-08SP	G3/8"X19	R1/2"X14	31	36	22
1BT9-08SP	G1/2"X14	R1/2"X14	34.5	36	22
1BT9-08-04SP	G1/2"X14	R1/4"X19	34.5	30.5	22
1BT9-08-06SP	G1/2"X14	R3/8"X19	34.5	32.5	22
1BT9-08-12SP	G1/2"X14	R3/4"X14	37.5	43.5	27
1BT9-08-16SP	G1/2"X14	R1"X11	41	50	33
1BT9-10-08SP	G5/8"X14	R1/2"X14	35	36	22
1BT9-10-12SP	G5/8"X14	R3/4"X14	39	43.5	27
1BT9-12SP	G3/4"X14	R3/4"X14	40	43	27
1BT9-12-06SP	G3/4"X14	R3/8"X19	40	36	27
1BT9-12-08SP	G3/4"X14	R1/2"X14	40	39.5	27
1BT9-12-16SP	G3/4"X14	R1"X11	43.5	50	33
1BT9-12-20SP	G3/4"X14	R1.1/4"X11	48	56.5	41
1BT9-16SP	G1"X11	R1"X11	46	50	33
1BT9-16-08SP	G1"X11	R1/2"X14	46	43	33
1BT9-16-12SP	G1"X11	R3/4"X14	46	47.5	33
1BT9-16-20SP	G1"X11	R1.1/4"X11	50.5	56.5	41
1BT9-20SP	G1.1/4"X11	R1.1/4"X11	52	59	41
1BT9-20-12SP	G1.1/4"X11	R3/4"X14	50.5	54	41
1BT9-20-16SP	G1.1/4"X11	R1"X11	52	56.5	41
1BT9-20-24SP	G1.1/4"X11	R1.1/2"X11	54.5	62.5	48
1BT9-24SP	G1.1/2"X11	R1.1/2"X11	57.5	62	48
1BT9-24-20SP	G1.1/2"X11	R1.1/4"X11	57.5	61	48
1BT9-24-32SP	G1.1/2"X11	R2"X11	66	75	63
1BT9-32SP	G2"X11	R2"X11	67	75	63
1BT9-32-24SP	G2"X11	R1.1/2"X11	68	72	63

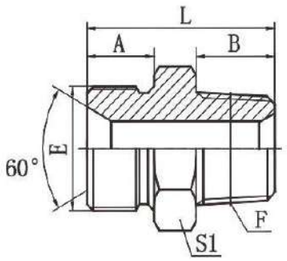

1BN

英管外螺纹60° 内锥或六角端面用组合垫密封美制布锥管外螺纹

BSP MALE DOUBLE USE FOR 60° CONE SEAT OR BONDED SEAL / NPT MALE

代 号 PART NO.	螺 纹 THREAD		尺 寸 DIMENSIONS			
	E	F	A	B	L	S1
1BN-02	G1/8"X28	Z1/8"X27	10	10.5	26	14
1BN-02-04	G1/8"X28	Z1/4"X18	10	15	31	17
1BN-04	G1/4"X19	Z1/4"X18	12	15	33	19
1BN-04-02	G1/4"X19	Z1/8"X27	12	10.5	28	19
1BN-04-06	G1/4"X19	Z3/8"X18	12	16	34	19
1BN-06	G3/8"X19	Z3/8"X18	13.5	16	37.5	22
1BN-06-04	G3/8"X19	Z1/4"X18	13.5	15	36	22
1BN-06-08	G3/8"X19	Z1/2"X14	13.5	19.5	41	22
1BN-06-12	G3/8"X19	Z3/4"X14	13.5	19.5	43	30
1BN-08	G1/2"X14	Z1/2"X14	16	19.5	45.5	27
1BN-08-06	G1/2"X14	Z3/8"X18	16	16	42	27
1BN-08-12	G1/2"X14	Z3/4"X14	16	19.5	45.5	30
1BN-08-16	G1/2"X14	Z1"X11.5	16	25.5	52.5	36
1BN-10-08	G5/8"X14	Z1/2"X14	17.5	19.5	47	30
1BN-10-12	G5/8"X14	Z3/4"X14	17.5	19.5	47	30
1BN-12	G3/4"X14	Z3/4"X14	18.5	19.5	49	32
1BN-12-06	G3/4"X14	Z3/8"X18	18.5	16	45.5	32
1BN-12-08	G3/4"X14	Z1/2"X14	18.5	19.5	49	32
1BN-12-16	G3/4"X14	Z1"X11.5	18.5	25.5	55	36
1BN-16	G1"X11	Z1"X11.5	20.5	25.5	59	41
1BN-16-12	G1"X11	Z3/4"X14	20.5	19.5	53	41
1BN-16-20	G1"X11	Z1.1/4"X11.5	20.5	26.5	60	46
1BN-20	G1.1/4"X11	Z1.1/4"X11.5	20.5	26.5	62	50
1BN-20-16	G1.1/4"X11	Z1"X11.5	20.5	25.5	61	50
1BN-20-24	G1.1/4"X11	Z1.1/2"X11.5	20.5	27.5	63	50
1BN-24	G1.1/2"X11	Z1.1/2"X11.5	23	27.5	65.5	55
1BN-24-20	G1.1/2"X11	Z1.1/4"X11.5	23	26.5	64.5	55
1BN-24-32	G1.1/2"X11	Z2"X11.5	23	27.5	67.5	65
1BN-32	G2"X11	Z2"X11.5	25.5	27.5	70	70
1BN-32-20	G2"X11	Z1.1/4"X11.5	25.5	26.5	69	70
1BN-32-24	G2"X11	Z1.1/2"X11.5	25.5	27.5	70	70

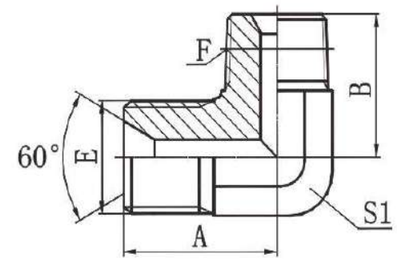

1BN9

90° 弯英管外螺纹60° 内锥美制布锥管外螺纹

90° ELBOW BSP MALE DOUBLE USE FOR 60° NPT MALE

代 号 PART NO.	螺 纹 THREAD		尺 寸 DIMENSIONS		
	E	F	A	B	S1
1BN9-04	G1/4"X19	Z1/4"X18	24.5	25.5	14
1BN9-04-02	G1/4"X19	Z1/8"X27	24.5	23.5	14
1BN9-06	G3/8"X19	Z3/8"X18	28.5	31	19
1BN9-06-04	G3/8"X19	Z1/4"X18	27.5	26.5	16
1BN9-06-08	G3/8"X19	Z1/2"X14	31	36.5	22
1BN9-08	G1/2"X14	Z1/2"X14	34.5	37.5	22
1BN9-08-06	G1/2"X14	Z3/8"X18	34.5	33	22
1BN9-12	G3/4"X14	Z3/4"X14	38	43.5	27
1BN9-12-08	G3/4"X14	Z1/2"X14	39	40	27
1BN9-12-16	G3/4"X14	Z1"X11.5	43	50	33
1BN9-16	G1"X11	Z1"X11.5	46	50	33
1BN9-16-12	G1"X11	Z3/4"X14	46	46.5	33

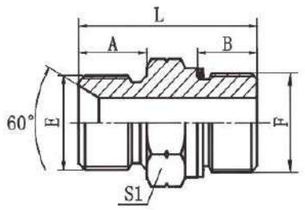

1BG

英管外螺纹60° 内锥或六角端面用组合垫密封/英管外螺纹O形圈

BSP MALE DOUBLE USE FOR 60° CONE SEAT OR BONDED SEAL / BSP MALE O-RING

代 号 PART NO.	螺 纹 THREAD		O形圈 O-RING	尺 寸 DIMENSIONS			
	E	F	F端	A	B	L	S1
1BG-02	G1/8"X28	G1/8"X28	O011	10	9.5	27	14
1BG-04	G1/4"X19	G1/4"X19	O111	12	11	31	19
1BG-04-06	G1/4"X19	G3/8"X19	O113	12	11.5	32	22
1BG-06	G3/8"X19	G3/8"X19	O113	13.5	11.5	33	22
1BG-06-04	G3/8"X19	G1/4"X19	O111	13.5	11	32.5	22
1BG-08	G1/2"X14	G1/2"X14	O115	16	14	41	27
1BG-08-06	G1/2"X14	G3/8"X19	O113	16	11.5	36	27
1BG-08-12	G1/2"X14	G3/4"X14	O119	16	15.5	45.5	32
1BG-10-08	G5/8"X14	G1/2"X14	O115	17.5	14	44.5	30
1BG-12	G3/4"X14	G3/4"X14	O119	18.5	15.5	46	32
1BG-12-08	G3/4"X14	G1/2"X14	O115	18.5	14	45.5	32
1BG-16-08	G1"X11	G1/2"X14	O115	20.5	14	50.5	41
1BG-16	G1"X11	G1"X11	O217	20.5	18	53	41
1BG-16-12	G1"X11	G3/4"X14	O119	20.5	15.5	52	41
1BG-20	G1.1/4"X11	G1.1/4"X11	O222	20.5	20	58.5	50
1BG-24	G1.1/2"X11	G1.1/2"X11	O224	23	21.5	62.5	55
1BG-32	G2"X11	G2"X11	O54.0X3.0 N90	25.5	24.5	69	70

注： F端与DIN 3852油口相配。 F end is connected with DIN 3852 port.

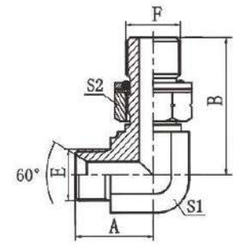

1BG9-OG

90° 弯英管外螺纹60° 内锥/英管外螺纹O形圈可调向柱端

90° ELBOW BSP MALE 60° SEAT / BSP MALE O-RING ADJUSTABLE STUD END

代 号 PART NO.	螺 纹 THREAD		O形圈 O-RING	尺 寸 DIMENSIONS			
	E	F	F端	A	B	S1	S2
1BG9-04OG	G1/4"X19	G1/4"X19	O111	24.5	31.5	14	19
1BG9-04-06OG	G3/8"X19	G1/4"X19	O113	26.5	36.8	16	22
1BG9-06OG	G3/8"X19	G3/8"X19	O113	28	36.8	16	22
1BG9-06-08OG	G1/2"X14	G3/8"X19	O115	31	43.2	22	27
1BG9-08OG	G1/2"X14	G1/2"X14	O115	34.5	43.2	22	27
1BG9-12OG	G3/4"X14	G3/4"X14	O119	40	49.3	27	32
1BG9-12-16OG	G3/4"X14	G1"X11	O217	45	53	33	41
1BG9-16OG	G1"X11	G1"X11	O217	47	54	33	41
1BG9-20-16OG	G1.1/4"X11	G1"X11	O217	50.5	58	41	41
1BG9-20OG	G1.1/4"X11	G1.1/4"X11	O222	51	59	41	50
1BG9-24OG	G1.1/2"X11	G1.1/2"X11	O224	58.5	64.5	48	55

注： F端与DIN 3852油口相配。 Note： F end is connected with DIN 3852 port.

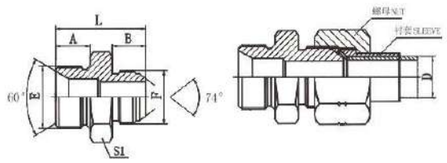

1BJ

英管外螺纹60° 内锥或六角端面用组合垫密封/美制JIC外螺纹74° 外锥

BSP MALE DOUBLE USE FOR 60° CONESEAT ORBONDED SEAL / JIC MALE 74° CONE

代号 PART NO.	螺纹 THREAD		尺寸 DIMENSIONS			
	E	F	A	B	L	S1
1BJ-02-04	G1/8"X28	7/16"X20	10	14	30	14
1BJ-02-05	G1/8"X28	1/2"X20	10	14	30	14
1BJ-04	G1/4"X19	7/16"X20	12	14	32	19
1BJ-04-05	G1/4"X19	1/2"X20	12	14	32	19
1BJ-04-08	G1/4"X19	3/4"X16	12	16.7	36.5	22
1BJ-06	G3/8"X19	9/16"X18	13.5	14.1	35.5	22
1BJ-06-04	G3/8"X19	7/16"X20	13.5	14	35.5	22
1BJ-06-05	G3/8"X19	1/2"X20	13.5	14	35.5	22
1BJ-06-08	G3/8"X19	3/4"X16	13.5	16.7	38.5	22
1BJ-08	G1/2"X14	3/4"X16	16	16.7	43	27
1BJ-08-05	G1/2"X14	1/2"X20	16	14	40	27
1BJ-08-06	G1/2"X14	9/16"X18	16	14.1	40	27
1BJ-08-10	G1/2"X14	7/8"X14	16	19.3	45.5	27
1BJ-08-12	G1/2"X14	1.1/16"X12	16	21.9	48	30
1BJ-10	G5/8"X14	7/8"X14	17.5	19.3	47	30
1BJ-10-08	G5/8"X14	3/4"X16	17.5	16.7	44	30
1BJ-10-12	G5/8"X14	1.1/16"X12	17.5	21.9	49.5	30
1BJ-12	G3/4"X14	1.1/16"X12	18.5	21.9	51.5	32
1BJ-12-06	G3/4"X14	9/16"X18	18.5	14.1	43.5	32
1BJ-12-08	G3/4"X14	3/4"X16	18.5	16.7	46.5	32
1BJ-12-10	G3/4"X14	7/8"X14	18.5	19.3	49	32
1BJ-12-14	G3/4"X14	1.3/16"X12	18.5	22.6	52	32
1BJ-12-16	G3/4"X14	1.5/16"X12	18.5	23.1	52.5	36
1BJ-16	G1"X11	1.5/16"X12	20.5	23.1	57	41
1BJ-16-10	G1"X11	7/8"X14	20.5	19.3	53	41
1BJ-16-12	G1"X11	1.1/16"X12	20.5	21.9	55.5	41
1BJ-16-20	G1"X11	1.5/8"X12	20.5	24.3	58	46
1BJ-20	G1.1/4"X11	1.5/8"X12	20.5	24.3	60	50
1BJ-20-16	G1.1/4"X11	1.5/16"X12	20.5	23.1	60.5	50
1BJ-20-24	G1.1/4"X11	1.7/8"X12	20.5	27.5	63	50
1BJ-24-20	G1.1/2"X11	1.5/8"X12	23	24.3	63	55
1BJ-24	G1.1/2"X11	1.7/8"X12	23	27.5	67.5	55
1BJ-24-32	G1.1/2"X11	2.1/2"X12	23	33.9	74	65
1BJ-32	G2"X11	2.1/2"X12	25.5	33.9	77.5	70

注：螺母及衬套需另行订货。管子直径D为公制时，配用螺母及衬套分别选用NB200、NB500。管子直径为英制时，配用螺母及衬套分别选用NB200、NB300。 Nut and sleeve should be ordered separately.The nut NB200 and sleeve NB500 is suitable for metric tube,the nut NB200 and sleeve NB300 is suitable for inch tube.

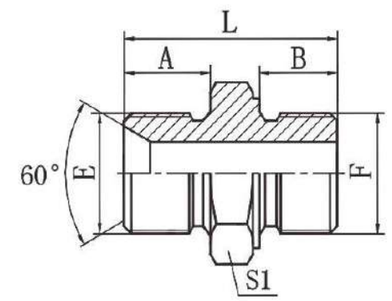

1BL

英管外螺纹60° 内锥或六角端面用组合垫密封/公制外螺纹组合垫圈

BSP MALE DOUBLE USE FOR 60° CONE SEAT OR BONDED SEAL / METRIC MALE WITH BONDED SEAL

代号 PART NO.	螺纹 THREAD		密形圈 SEAL	尺寸 DIMENSIONS			
	E	F	F端	A	B	L	S1
1BL-02-10	G1/8"X28	M10x1	ZHD-10	10	8	25	17
1BL-04-10	G1/4"X19	M10x1	ZHD-10	12	8	27	19
1BL-04-14	G1/4"X19	M14x1.5	ZHD-14	12	12	31	19
1BL-06-14	G3/8"X19	M14x1.5	ZHD-14	13.5	12	35	22
1BL-06-16	G3/8"X19	M16x1.5	ZHD-16	13.5	12	34	22
1BL-08-16	G1/2"X14	M16x1.5	ZHD-16	16	12	38	27
1BL-08-18	G1/2"X14	M18x1.5	ZHD-18	16	12	38	27
1BL-08-22	G1/2"X14	M22x1.5	ZHD-22	16	14	41.5	30
1BL-10-33	G5/8"X14	M33x2	ZHD-33	17.5	18	48.5	41
1BL-12-16	G3/4"X14	M16X1.5	ZHD-16	18.5	12	41.5	32
1BL-12-22	G3/4"X14	M22x1.5	ZHD-22	18.5	14	43.5	30
1BL-12-27	G3/4"X14	M27x2	ZHD-27	18.5	16	45.5	36
1BL-12-33	G3/4"X14	M33x2	ZHD-33	18.5	18	49.5	41
1BL-16-27	G1"X11	M27x2	ZHD-27	20.5	16	51.5	41
1BL-16-33	G1"X11	M33x2	ZHD-33	20.5	18	53.5	41
1BL-20-42	G1.1/4"X11	M42x2	ZHD-42	20.5	20	56.5	50

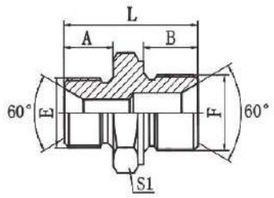

1BM

英管外螺纹60° 内锥或六角端面用组合垫密封/ 公制外螺纹60° 内锥或六角端面用组合垫密封

BSP MALE DOUBLE USE FOR 60° CONE SEAT OR BONDED SEAL / METRIC MALE DOUBLE USE FOR 60° CONE SEAT OR BONDED SEAL

代 号 PART NO.	螺 纹 THREAD		尺 寸 DIMENSIONS			
	E	F	A	B	L	S1
1BM-02-10	G1/8"X28	M10X1	10	8	25	14
1BM-02-12	G1/8"X28	M12X1.5	10	10	27	17
1BM-04-12	G1/4"X19	M12X1.5	12	10	29	19
1BM-04-14	G1/4"X19	M14X1.5	12	11	30	19
1BM-04-16	G1/4"X19	M16X1.5	12	12	33	22
1BM-06-10	G3/8"X19	M10X1	13.5	8	29.5	22
1BM-06-12	G3/8"X19	M12X1.5	13.5	10	31.5	22
1BM-06-14	G3/8"X19	M14X1.5	13.5	11	32.5	22
1BM-06-16	G3/8"X19	M16X1.5	13.5	12	33.5	22
1BM-06-18	G3/8"X19	M18X1.5	13.5	12	34.5	24
1BM-06-20	G3/8"X19	M20X1.5	13.5	14	38.5	27
1BM-06-22	G3/8"X19	M22X1.5	13.5	14	38.5	27
1BM-08-14	G1/2"X14	M14X1.5	16	11	38	27
1BM-08-16	G1/2"X14	M16X1.5	16	12	39	27
1BM-08-18	G1/2"X14	M18X1.5	16	12	39	27
1BM-08-20	G1/2"X14	M20X1.5	16	14	41	27
1BM-08-22	G1/2"X14	M22X1.5	16	14	41	27
1BM-08-24	G1/2"X14	M24X1.5	16	14	41	30
1BM-08-26	G1/2"X14	M26X1.5	16	16	44	32
1BM-08-27D	G1/2"X14	M27X1.5	16	16	44	32
1BM-08-30	G1/2"X14	M30X1.5	16	18	45	36
1BM-10-22	G5/8"X14	M22X1.5	17.5	14	42.5	30
1BM-10-26	G5/8"X14	M26X1.5	17.5	16	45.5	32
1BM-12-18	G3/4"X14	M18X1.5	18.5	12	42.5	32
1BM-12-20	G3/4"X14	M20X1.5	18.5	14	44.5	32
1BM-12-22	G3/4"X14	M22X1.5	18.5	14	44.5	32
1BM-12-24	G3/4"X14	M24X1.5	18.5	14	44.5	32
1BM-12-26	G3/4"X14	M26X1.5	18.5	16	46.5	32
1BM-12-27	G3/4"X14	M27X2	18.5	16	46.5	32
1BM-12-27D	G3/4"X14	M27X1.5	18.5	16	46.5	32
1BM-12-30	G3/4"X14	M30X2	18.5	18	47.5	36
1BM-12-30D	G3/4"X14	M30X1.5	18.5	18	47.5	36
1BM-16-14	G1"X11	M14X1.5	20.5	11	45.5	41
1BM-16-22	G1"X11	M22X1.5	20.5	14	48.5	41

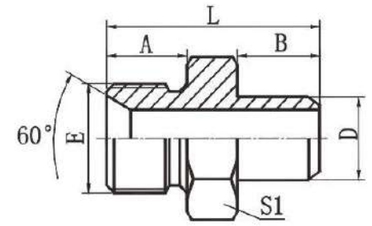

1BW

英管外螺纹60° 内锥或六角端面用组合垫密封/ 焊接管

BSP MALE DOUBLE USE FOR 60° CONE SEAT OR BONDED SEAL / BUTT-WELD TUBE

代 号 PART NO.	螺 纹 THREAD	管子直径 TUBE O.D.	尺 寸 DIMENSIONS				
	E		A	B	D	L	S1
1BW-04-10	G1/4"X19	10	12	7	10	25	19
1BW-06-14	G3/8"X19	14	13.5	8	14	29.5	22
1BW-08-18	G1/2"X14	18	16	10	18	36	27
1BW-12-22	G3/4"X14	22	18.5	10	22	39.5	32
1BW-12-28	G3/4"X14	28	18.5	12	28	41.5	32
1BW-16-30	G1"X11	30	20.5	12	30	45.5	41
1BW-20-34	G1.1/4"X11	34	20.5	14	34	49.5	50
1BW-20-36	G1.1/4"X11	36	20.5	14	36	49.5	50
1BW-20-42	G1.1/4"X11	42	20.5	16	42	51.5	50
1BW-24-36	G1.1/2"X11	36	23	14	36	52	55
1BW-24-42	G1.1/2"X11	42	23	16	42	54	55
1BW-24-50	G1.1/2"X11	50	23	16	50	54	55

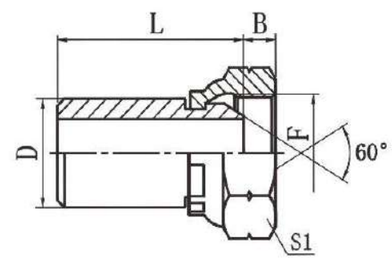

2WB

焊接管/ 英管内螺纹60° 外锥

BUTT-WELD TUBE / BSP FEMALE 60° CONE

代 号 PART NO.	螺 纹 THREAD	管子直径 TUBE O.D.	尺 寸 DIMENSIONS			
	F		B	D	L	S1
2WB-10-04	G1/4"X19	10	5.5	10	35	19
2WB-14-06	G3/8"X19	14	6.3	14	40	22
2WB-18-08	G1/2"X14	18	7.5	18	50	27
2WB-22-08	G1/2"X14	22	7.5	22	50	27
2WB-22-12	G3/4"X14	22	10.9	22	62	32
2WB-34-20	G1.1/4"X11	34	11	34	68	50
2WB-42-20	G1.1/4"X11	42	11	42	59.5	50
2WB-50-24	G1.1/2"X11	50	13	50	57.5	55

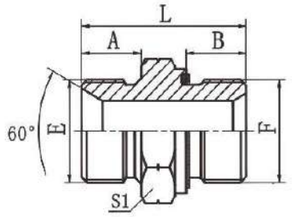

1B-WD

英管外螺纹60° 内锥或六角端面用组合垫密封/ 英管外螺纹胶垫密封

BSP MALE DOUBLE USE FOR 60° CONE SEAT OR BONDED SEAL /BSP MALE CAPTIVE SEAL

代号 PART NO.	螺纹 THREAD			尺寸 DIMENSIONS			
	E	F	F端	A	B	L	S1
1B-04WD	G1/4"X19	G1/4"X19	WD-B04	12	12	32	19
1B-04-06WD	G1/4"X19	G3/8"X19	WD-B06	12	12	34.5	22
1B-04-08WD	G1/4"X19	G1/2"X14	WD-B08	12	14	39	27
1B-06WD	G3/8"X19	G3/8"X19	WD-B06	13.5	12	34	22
1B-06-08WD	G3/8"X19	G1/2"X14	WD-B08	13.5	14	40.5	27
1B-08WD	G1/2"X14	G1/2"X14	WD-B08	16	14	43	27
1B-08-12WD	G1/2"X14	G3/4"X14	WD-B12	16	16	46	32
1B-12WD	G3/4"X14	G3/4"X14	WD-B12	18.5	16	46.5	32
1B-12-16WD	G3/4"X14	G1"X11	WD-B16	18.5	18	52.5	41
1B-16WD	G1"X11	G1"X11	WD-B16	20.5	18	54.5	41
1B-16-20WD	G1"X11	G1.1/4"X11	WD-B20	20.5	20	58.5	50
1B-20WD	G1.1/4"X11	G1.1/4"X11	WD-B20	20.5	20	58.5	50

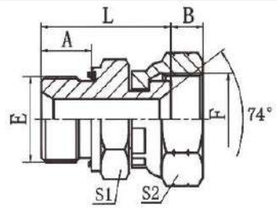

2BJ-WD

英管外螺纹胶垫密封/ 美制JIC内螺纹74° 内锥

BSP MALE CAPTIVE SEAL/JIC FEMALE 74° SEAT

代号 PART NO.	螺纹 THREAD		胶垫CAPTIVE	尺寸 DIMENSIONS				
	E	F	E端	A	B	L	S1	S2
2BJ-02-04WD	G1/8"X28	7/16"X20	WD-B02	8	9	23.5	14	15
2BJ-04-05WD	G1/4"X19	1/2"X20	WD-B04	12	9.5	28.5	19	17
2BJ-04-06WD	G1/4"X19	9/16"X18	WD-B04	12	10.5	28.5	19	19
2BJ-04-08WD	G1/4"X19	3/4"X16	WD-B04	12	11	30.5	19	24
2BJ-04WD	G1/4"X19	7/16"X20	WD-B04	12	9	28	19	15
2BJ-06-08WD	G3/8"X19	3/4"X16	WD-B06	12	11	33	22	24
2BJ-06WD	G3/8"X19	9/16"X18	WD-B06	12	10.5	31	22	19
2BJ-08-06WD	G1/2"X14	9/16"X18	WD-B08	14	10.5	33.5	27	19
2BJ-08-10WD	G1/2"X14	7/8"X14	WD-B08	14	13	38	27	27
2BJ-08WD	G1/2"X14	3/4"X16	WD-B08	14	11	37.5	27	24
2BJ-12-16WD	G3/4"X14	1.5/16"X12	WD-B12	16	16	42.5	32	41
2BJ-12WD	G3/4"X14	1.1/16"X12	WD-B12	16	15	42.5	32	32
2BJ-16WD	G1"X11	1.5/16"X12	WD-B16	18	16	46.5	41	41
2BJ-20-16WD	G1.1/4"X11	1.5/16"X12	WD-B20	20	16	50.5	50	41
2BJ-20WD	G1.1/4"X11	1.5/8"X12	WD-B20	20	17	54.5	50	50
2BJ-24WD	G1.1/2"X11	1.7/8"X12	WD-B24	22	20	58.5	55	55

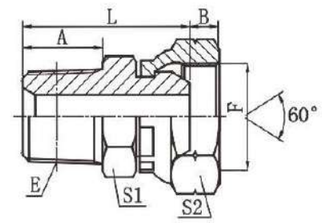

2NB

布锥管外螺纹/ 英管内螺纹60° 外锥

NPT MALE / BSP FEMALE 60° CONE

代号 PART NO.	螺纹 THREAD		尺寸 DIMENSIONS				
	E	F	A	B	L	S1	S2
2NB-02	Z1/8"X27	G1/8"X28	10.5	5.5	25.5	12	14
2NB-02-04	Z1/8"X27	G1/4"X19	10.5	5.5	27	14	19
2NB-04	Z1/4"X18	G1/4"X19	15	5.5	31	17	19
2NB-04-06	Z1/4"X18	G3/8"X19	15	6.3	32.5	17	22
2NB-04-08	Z1/4"X18	G1/2"X14	15	7.5	35	19	27
2NB-06	Z3/8"X18	G3/8"X19	16	6.3	33.5	19	27
2NB-06-08	Z3/8"X18	G1/2"X14	16	7.5	36	19	27
2NB-08	Z1/2"X14	G1/2"X14	19.5	7.5	41	22	27
2NB-08-06	Z1/2"X14	G3/8"X19	19.5	6.3	39.5	24	24
2NB-08-12	Z1/2"X14	G3/4"X14	19.5	10.9	44.5	27	32
2NB-12	Z3/4"X14	G3/4"X14	19.5	10.9	44.5	30	32
2NB-12-16	Z3/4"X14	G1"X11	19.5	11.7	46.5	32	41
2NB-16	Z1"X11.5	G1"X11	25.5	11.7	52.5	36	41
2NB-16-20	Z1"X11.5	G1.1/4"X11	25.5	11	59.5	41	50
2NB-20	Z1.1/4"X11.5	G1.1/4"X11	26.5	11	60.4	46	50
2NB-24	Z1.1/2"X11.5	G1.1/2"X11	27.5	13	62	50	55
2NB-32	Z2"X11.5	G2"X11	27.5	20	65.4	65	70

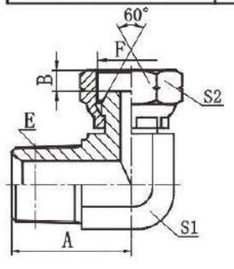

2NB9

90° 弯布锥管外螺纹/ 英管内螺纹60° 外锥

90° ELBOW NPT MALE / BSP FEMALE 60° CONE

代号 PART NO.	螺纹 THREAD		尺寸 DIMENSIONS			
	E	F	A	B	S1	S2
2NB9-02	Z1/8"X27	G1/8"X28	21	5.5	11	14
2NB9-04	Z1/4"X18	G1/4"X19	25.5	5.5	14	19
2NB9-04-06	Z1/4"X18	G3/8"X19	25.5	6.3	14	22
2NB9-06	Z3/8"X18	G3/8"X19	31	6.3	19	22
2NB9-06-04	Z3/8"X18	G1/4"X19	31	5.5	19	19
2NB9-08	Z1/2"X14	G1/2"X14	37.3	7.5	22	27
2NB9-08-06	Z1/2"X14	G3/8"X19	36.7	6.3	22	22
2NB9-12	Z3/4"X14	G3/4"X14	43.5	10.9	27	32
2NB9-12-08	Z3/4"X14	G1/2"X14	45	7.5	27	27
2NB9-12-16	Z3/4"X14	G1"X11	45	11.7	30	41
2NB9-16	Z1"X11.5	G1"X11	50	11.7	33	41
2NB9-16-12	Z1"X11.5	G3/4"X14	50	10.9	33	32
2NB9-20	Z1.1/4"X11.5	G1.1/4"X11	54.5	11	41	50
2NB9-24	Z1.1/2"X11.5	G1.1/2"X11	59	13	48	55
2NB9-32	Z2"X11.5	G2"X11	73.5	16	63	70

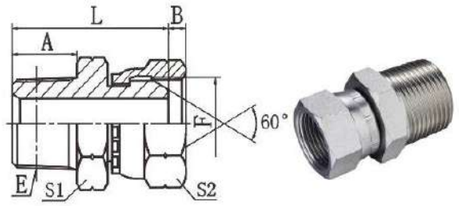

2TB-SP

英锥管外螺纹/ 英管内螺纹60° 外锥
BSPT MALE / BSP FEMALE 60° CONE

代 号 PART NO.	螺 纹 THREAD		尺 寸 DIMENSIONS				
	E	F	A	B	L	S1	S2
2TB-02SP	R1/8"X28	G1/8"X28	10	5.5	25	12	14
2TB-04SP	R1/4"X19	G1/4"X19	14.5	5.5	31.5	17	19
2TB-06SP	R3/8"X19	G3/8"X19	15	6.3	33	19	22
2TB-06-04SP	R3/8"X19	G1/4"X19	15	5.5	32	19	19
2TB-06-08SP	R3/8"X19	G1/2"X14	15	7.5	35	19	27
2TB-08SP	R1/2"X14	G1/2"X14	20	7.5	42	22	27
2TB-08-12SP	R1/2"X14	G3/4"X14	20	10.9	45	27	32
2TB-12SP	R3/4"X14	G3/4"X14	20	10.9	45	30	32
2TB-12-08SP	R3/4"X14	G1/2"X14	20	7.5	44	30	27
2TB-12-16SP	R3/4"X14	G1"X11	20	11.7	47	32	41
2TB-16SP	R1"X11	G1"X11	25.5	11.7	52.5	36	41
2TB-16-12SP	R1"X11	G3/4"X14	25.5	10.9	51.5	36	32
2TB-20-16SP	R1.1/4"X11	G1"X11	26.5	11.7	55.5	46	41
2TB-20SP	R1.1/4"X11	G1.1/4"X11	26.5	11	59	46	50
2TB-24SP	R1.1/2"X11	G1.1/2"X11	26.5	13	61.5	50	55
2TB-32SP	R2"X11	G2"X11	30	16	67	65	70

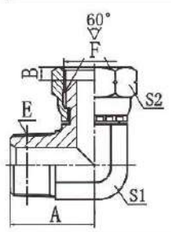

2TB9-SP

90° 弯英锥管外螺纹/ 英管内螺纹60° 外锥
90° ELBOW BSPT MALE / BSP FEMALE 60° CONE

代 号 PART NO.	螺 纹 THREAD		尺 寸 DIMENSIONS			
	E	F	A	B	S1	S2
2TB9-02SP	R1/8"X28	G1/8"X28	21	5.5	11	14
2TB9-04SP	R1/4"X19	G1/4"X19	25.5	5.5	14	19
2TB9-06SP	R3/8"X19	G3/8"X19	28.5	6.3	16	22
2TB9-06-08SP	R3/8"X19	G1/2"X14	31	7.5	19	27
2TB9-08-06SP	R1/2"X14	G3/8"X19	36	6.3	22	22
2TB9-08SP	R1/2"X14	G1/2"X14	36	7.5	22	27
2TB9-08-12SP	R1/2"X14	G3/4"X14	37	10.9	24	32
2TB9-12-08SP	R3/4"X14	G1/2"X14	43.5	7.5	27	27
2TB9-12SP	R3/4"X14	G3/4"X14	43.5	10.9	27	32
2TB9-16SP	R1"X11	G1"X11	50	11.7	33	41
2TB9-20SP	R1.1/4"X11	G1.1/4"X11	58	11	41	50
2TB9-24SP	R1.1/2"X11	G1.1/2"X11	62.5	13	48	55

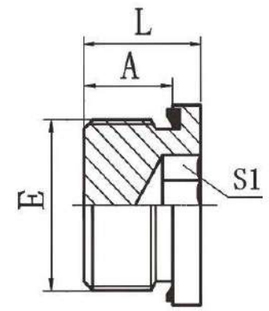

4BN-WDPK

英管外螺纹胶垫密封内六角堵头
BSP MALE CAPTIVE SEAL HOLLOW HEX PLUG

代 号 PART NO.	螺 纹 THREAD	胶 垫 CAPTIVE	尺 寸 DIMENSIONS		
	E	E端	A	L	S1
4BN-02WDPK	G1/8"X28	WD-B02	8	12.2	5
4BN-04WDPK	G1/4"X19	WD-B04	12	17.2	6
4BN-06WDPK	G3/8"X19	WD-B06	12	17.2	8
4BN-08WDPK	G1/2"X14	WD-B08	14	19.2	10
4BN-12WDPK	G3/4"X14	WD-B12	16	21.2	12
4BN-16WDPK	G1"X11	WD-B16	16	22.8	17
4BN-20WDPK	G1.1/4"X11	WD-B20	20	26.8	22
4BN-24WDPK	G1.1/2"X11	WD-B24	22	28.8	24

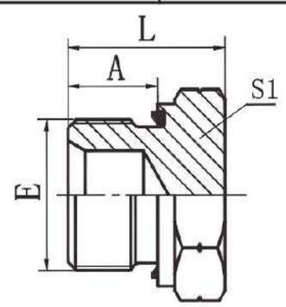

4B-WD

英管外螺纹胶垫密封堵头
BSP MALE CAPTIVE SEAL PLUG

代 号 PART NO.	螺 纹 THREAD	胶 垫 CAPTIVE	尺 寸 DIMENSIONS		
	E	E端	A	L	S1
4B-02WD	G1/8"X28	WD-B02	8	15.5	14
4B-04WD	G1/4"X19	WD-B04	12	19.6	19
4B-06WD	G3/8"X19	WD-B06	12	22.5	22
4B-08WD	G1/2"X14	WD-B08	14	25	27
4B-12WD	G3/4"X14	WD-B12	16	29	32
4B-16WD	G1"X11	WD-B16	18	35	41
4B-20WD	G1.1/4"X11	WD-B20	20	37	50
4B-24WD	G1.1/2"X11	WD-B24	22	40	55
4B-32WD	G2"X11-A	WD-B32	22	44	70

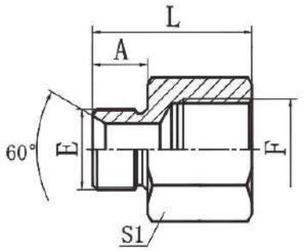

5B

英管外螺纹60° 内锥或六角端面用组合垫密封
英管内螺纹ISO 1179
BSP MALE DOUBLE USE FOR 60° CONE SEAT OR BONDED SEAL / BSP FEMALE ISO 1179

代 号 PART NO.	螺 纹 THREAD		尺 寸 DIMENSIONS		
	E	F	A	L	S1
5B-02-04	G1/8"X28	G1/4"X19	11	29	19
5B-04-02	G1/4"X19	G 1/8"X28	12	28	19
5B-04	G1/4"X19	G1/4"X19	12	33	19
5B-04-06	G1/4"X19	G3/8"X19	12	36	22
5B-06-04	G3/8"X19	G1/4"X19	13.5	33.5	22
5B-06	G3/8"X19	G3/8"X19	13.5	37.5	22
5B-06-08	G3/8"X19	G1/2"X14	13.5	42.5	27
5B-08-06	G1/2"X14	G3/8"X19	16	38	27
5B-08	G1/2"X14	G1/2"X14	16	45	27
5B-08-10	G1/2"X14	G5/8"X14	16	46	30
5B-08-12	G1/2"X14	G3/4"X14	16	44.5	36
5B-10-08	G5/8"X14	G1/2"X14	16	41.5	30
5B-12-08	G3/4"X14	G1/2"X14	18.5	44.5	32
5B-12	G3/4"X14	G3/4"X14	18.5	48	36
5B-12-16	G3/4"X14	G1"X11	18.5	53.5	41
5B-16-12	G1"X11	G3/4"X14	20.5	47.5	41
5B-16	G1"X11	G1"X11	20.5	55.5	41
5B-16-20	G1"X11	G1.1/4"X11	20.5	56.5	50
5B-20-16	G1.1/4"X11	G1"X11	20.5	49	50
5B-20	G1.1/4"X11	G1.1/4"X11	20.5	52.5	50
5B-20-24	G1.1/4"X11	G1.1/2"X11	20.5	57.5	55
5B-24	G1.1/2"X11	G1.1/2"X11	23	58	55
5B-32-24	G2"X11	G1.1/2"X11	26	59.5	70
5B-32	G2"X11	G2"X11	26	63	70

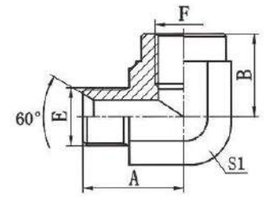

5B9

90° 弯英管外螺纹60° 内锥/ 英管内螺纹ISO 1179
90° ELBOW BSP MALE 60° SEAT/BSP FEMALE ISO 1179

代 号 PART NO.	螺 纹 THREAD		尺 寸 DIMENSIONS		
	E	F	A	B	S1
5B9-02	G1/8"X28	G1/8"X28	22.5	20	16
5B9-04	G1/4"X19	G1/4"X19	26.5	22	19
5B9-06	G3/8"X19	G3/8"X19	30.5	26	24
5B9-08	G1/2"X14	G1/2"X14	39	31	30
5B9-12	G3/4"X14	G3/4"X14	43.5	37	33
5B9-16	G1"X11	G1"X11	50.5	43	41
5B9-20	G1.1/4"X11	G1.1/4"X11	55	46	50

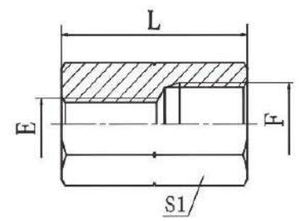

7B

英管内螺纹ISO 1179
BSP FEMALE ISO 1179

代 号 PART NO.	螺 纹 THREAD		尺 寸 DIMENSIONS	
	E	F	L	S1
7B-02	G1/8"X28	G1/8"X28	22	14
7B-02-04	G1/8"X28	G1/4"X19	24	19
7B-04	G1/4"X19	G1/4"X19	24	19
7B-04-06	G1/4"X19	G3/8"X19	29	22
7B-06	G3/8"X19	G3/8"X19	26	22
7B-08	G1/2"X14	G1/2"X14	32	27
7B-08-10	G1/2"X14	G5/8"X14	36	30
7B-10	G5/8"X14	G5/8"X14	36	30
7B-12	G3/4"X14	G3/4"X14	36	32
7B-12-16	G3/4"X14	G1"X11	43	41
7B-16	G1"X11	G1"X11	40	41
7B-16-20	G1"X11	G1.1/4"X11	46	50
7B-20	G1.1/4"X11	G1.1/4"X11	44	50
7B-20-24	G1.1/4"X11	G1.1/2"X11	48	55
7B-24	G1.1/2"X11	G1.1/2"X11	45	55
7B-24-32	G1.1/2"X11	G2"X11	56	70
7B-32	G2"X11	G2"X11	54	70

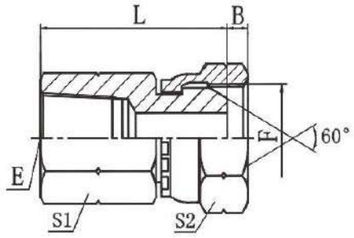

7TB-S

英锥管内螺纹/ 英管内螺纹60° 外锥
BSPT FEMALE / BSP FEMALE 60° CONE

代 号 PART NO.	螺 纹 THREAD		尺 寸 DIMENSIONS			
	E	F	B	L	S1	S2
7TB-02-04S	Rc1/8"X28	G1/4"X19	5.5	26.5	17	19
7TB-04S	Rc1/4"X19	G1/4"X19	5.5	31	19	19
7TB-04-06S	Rc1/4"X19	G3/8"X19	6.3	31	19	22
7TB-06S	Rc3/8"X19	G3/8"X19	6.3	35.2	22	22
7TB-06-08S	Rc3/8"X19	G1/2"X14	7.5	37	22	27
7TB-08S	Rc1/2"X14	G1/2"X14	7.5	42	27	27
7TB-12S	Rc3/4"X14	G3/4"X14	10.9	45.1	36	32
7TB-16S	Rc1"X11	G1"X11	11.7	51.5	41	41

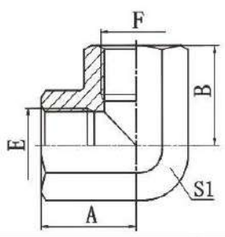

7B9-PK

90° 英管内螺纹ISO 1179
90° BSP FEMALE ISO 1179

代 号 PART NO.	螺 纹 THREAD		尺 寸 DIMENSIONS		
	E	F	A	B	S1
7B9-02PK	G1/8"X28	G1/8"X28	20	20	16
7B9-04PK	G1/4"X19	G1/4"X19	22.5	22.5	19
7B9-06PK	G3/8"X19	G3/8"X19	26	26	24
7B9-08PK	G1/2"X14	G1/2"X14	31	31	27
7B9-12PK	G3/4"X14	G3/4"X14	34	34	33
7B9-16PK	G1"X11	G1"X11	42	42	41
7B9-20PK	G1.1/4"X11	G1.1/4"X11	48	48	50
7B9-24PK	G1.1/2"X11	G1.1/2"X11	53	53	60
7B9-32PK	G2"X11	G2"X11	62	62	70

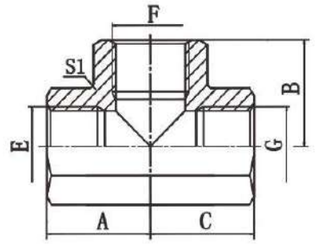

GB-PK

英管内螺纹ISO 1179 三通
BSP FEMALE ISO 1179 TEE

代 号 PART NO.	螺 纹 THREAD			尺 寸 DIMENSIONS			
	E	F	G	A	B	C	S1
GB-02PK	G1/8"X28	G1/8"X28	G1/8"X28	20	20	20	16
GB-04PK	G1/4"X19	G1/4"X19	G1/4"X19	22.5	22.5	22.5	19
GB-06PK	G3/8"X19	G3/8"X19	G3/8"X19	26	26	26	24
GB-08PK	G1/2"X14	G1/2"X14	G1/2"X14	31	31	31	27
GB-12PK	G3/4"X14	G3/4"X14	G3/4"X14	34	34	34	33
GB-16PK	G1"X11	G1"X11	G1"X11	42	42	42	41
GB-20PK	G1.1/4"X11	G1.1/4"X11	G1.1/4"X11	48	48	48	50
GB-24PK	G1.1/2"X11	G1.1/2"X11	G1.1/2"X11	53	53	53	60
GB-32PK	G2"X11	G2"X11	G2"X11	62	62	62	70

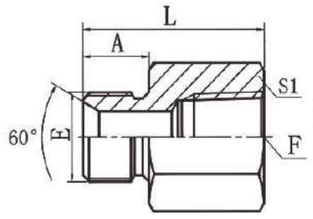

5BN

英管外螺纹60° 内锥或六角端面用组合垫密封/
美制布锥管内螺纹
BSP MALE DOUBLE USE FOR 60° CONE SEAT
OR BONDED SEAL / NPT FEMALE

代 号 PART NO.	螺 纹 THREAD		尺 寸 DIMENSIONS		
	E	F	A	L	S1
5BN-04	G1/4"X19	Z1/4"X18	12	30	19
5BN-06	G3/8"X19	Z3/8"X18	13.5	33	22
5BN-08	G1/2"X14	Z1/2"X14	16	42	30
5BN-12	G3/4"X14	Z3/4"X14	18.5	44.5	36
5BN-16	G1"X11	Z1"X11.5	20.5	52	41
5BN-20	G1.1/4"X11	Z1.1/4"X11.5	20.5	55	50
5BN-24	G1.1/2"X11	Z1.1/2"X11.5	23	60	60
5BN-32	G2"X11	Z2"X11.5	25.5	62	70

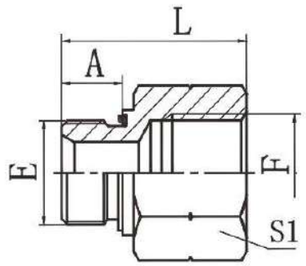

5B-WD

英管外螺纹胶垫密封/ 英管内螺纹ISO 1179
BSP MALE CAPTIVE SEAL /
BSP FEMALE ISO 1179

代 号	螺 纹 THREAD		胶 垫 CAPTIVE	尺 寸 DIMENSIONS		
PART NO.	E	F	E端	A	L	S1
5B-02-04WD	G1/8"X28	G1/4"X19	WD-B02	8	30.5	19
5B-02-06WD	G1/8"X28	G3/8"X19	WD-B02	8	33.5	22
5B-04-02WD	G1/4"X19	G 1/8"X28	WD-B04	12	31.5	19
5B-04-06WD	G1/4"X19	G3/8"X19	WD-B04	12	37	22
5B-04-08WD	G1/4"X19	G1/2"X14	WD-B04	12	43	27
5B-06-04WD	G3/8"X19	G1/4"X19	WD-B06	12	37.5	22
5B-06-08WD	G3/8"X19	G1/2"X14	WD-B06	12	43.5	27
5B-08-04WD	G1/2"X14	G1/4"X19	WD-B08	14	38	27
5B-08-06WD	G1/2"X14	G3/8"X19	WD-B08	14	41	27
5B-08-12WD	G1/2"X14	G3/4"X14	WD-B08	14	46	36
5B-12-08WD	G3/4"X14	G1/2"X14	WD-B12	16	47.5	32
5B-12-16WD	G3/4"X14	G1"X11	WD-B12	16	53.5	41
5B-12-20WD	G3/4"X14	G1.1/4"X11	WD-B12	16	55	50
5B-16-12WD	G1"X11	G3/4"X14	WD-B16	18	50.5	41
5B-16-20WD	G1"X11	G1.1/4"X11	WD-B16	18	56.5	50
5B-20-16WD	G1.1/4"X11	G1"X11	WD-B20	20	57.5	50
5B-20-24WD	G1.1/4"X11	G1.1/2"X11	WD-B20	20	59.5	55
5B-20-32WD	G1.1/4"X11	G2"X11	WD-B20	20	64	70
5B-24-16WD	G1.1/2"X11	G1"X11	WD-B24	22	59.5	55
5B-24-20WD	G1.1/2"X11	G1.1/4"X11	WD-B24	22	58	55
5B-24-32WD	G1.1/2"X11	G2"X11	WD-B24	22	66	70

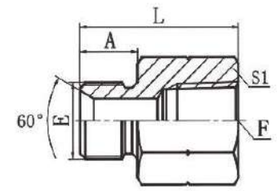

5BT

英管外螺纹60° 内锥或六角端面用组合垫密封/
英锥管内螺纹
BSP MALE DOUBLE USE FOR 60° CONE SEAT
OR BONDED SEAL / BSPT FEMALE

代 号	螺 纹 THREAD		尺 寸 DIMENSIONS		
PART NO.	E	F	A	L	S1
5BT-04-02	G1/4"X19	Rc1/8"X28	12	28	19
5BT-04	G1/4"X19	Rc1/4"X19	12	33.5	19
5BT-04-06	G1/4"X19	Rc3/8"X19	12	34	22
5BT-04-08	G1/4"X19	Rc1/2"X14	12	41	27
5BT-06-04	G3/8"X19	Rc1/4"X19	13.5	35	22
5BT-06	G3/8"X19	Rc3/8"X19	13.5	34	22
5BT-08-06	G1/2"X14	Rc3/8"X19	16	39	27
5BT-08	G1/2"X14	Rc1/2"X14	16	45	27
5BT-10-08	G5/8"X14	Rc1/2"X14	17.5	43.5	30
5BT-12-08	G3/4"X14	Rc1/2"X14	18.5	47.5	32
5BT-12	G3/4"X14	Rc3/4"X14	18.5	49	36
5BT-16-12	G1"X11	Rc3/4"X14	20.5	47.5	41
5BT-16	G1"X11	Rc1"X11	20.5	57	41
5BT-20	G1.1/"X11	Rc1.1/4"X11	20.5	58.5	50
5BT-24	G1.1/2"X11	Rc1.1/2"X11	23	61	55

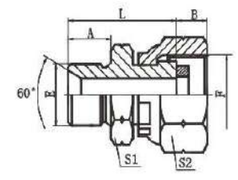

2B-G

英管螺纹60° 内锥/ 英管内螺纹表接头
BSP MALE 60° SEAT / BSP FEMALE
PRESSURE GAUGE CONNECTORS

代 号	螺 纹 THREAD		紫铜片COPPER WASHER	尺 寸 DIMENSIONS				
PART NO.	E	F	F端	A	B	L	S1	S2
2B-02-04G	G1/8"X28	G1/4"X19	DP-B04G	10	14.5	24.5	14	19
2B-04G	G1/4"X19	G1/4"X19	DP-B04G	12	14.5	26.5	19	19
2B-04-08G	G1/4"X19	G1/2"X14	DP-B08G	12	20	29	19	27
2B-06-04G	G3/8"X19	G1/4"X19	DP-B04G	13.5	14.5	30	22	19
2B-08-04G	G1/2"X14	G1/4"X19	DP-B04G	16	14.5	34.5	27	19
2B-08G	G1/2"X14	G1/2"X14	DP-B08G	16	20	37	27	27

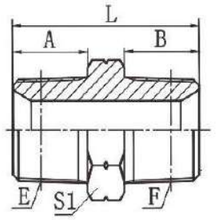

1T-SP

英锥管外螺纹
BSPT MALE

代 号 PART NO.	螺 纹 THREAD		尺 寸 DIMENSIONS			
	E	F	A	B	L	S1
1T-02SP	R1/8"X28	R1/8"X28	10	10	26	12
1T-02-04SP	R1/8"X28	R1/4"X19	10	14.5	30.5	14
1T-02-06SP	R1/8"X28	R3/8"X19	10	15	31	17
1T-04SP	R1/4"X19	R1/4"X19	14.5	14.5	34	14
1T-04-06SP	R1/4"X19	R3/8"X19	14.5	15	35	17
1T-06SP	R3/8"X19	R3/8"X19	15	15	36	17
1T-06-08SP	R3/8"X19	R1/2"X14	15	20	43	22
1T-08SP	R1/2"X14	R1/2"X14	20	20	46	22
1T-08-12SP	R1/2"X14	R3/4"X14	20	20	48	27
1T-12SP	R3/4"X14	R3/4"X14	20	20	48	27
1T-12-16SP	R3/4"X14	R1"X11	20	25.5	55.5	36
1T-16SP	R1"X11	R1"X11	25.5	25.5	61	36
1T-16-20SP	R1"X11	R1.1/4"X11	25.5	26.5	64.5	46
1T-20SP	R1.1/4"X11	R1.1/4"X11	26.5	26.5	65.5	46
1T-20-24SP	R1.1/4"X11	R1.1/2"X11	26.5	26.5	67	50
1T-24SP	R1.1/2"X11	R1.1/2"X11	26.5	26.5	67	50
1T-24-32SP	R1.1/2"X11	R2"X11	26.5	30	71.5	65
1T-32SP	R2"X11	R2"X11	30	30	75	65

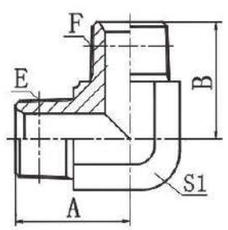

1T9-SP

90° 弯英锥管外螺纹
90° ELBOW BSPT MALE

代 号 PART NO.	螺 纹 THREAD		尺 寸 DIMENSIONS		
	E	F	A	B	S1
1T9-02SP	R1/8"X28	R1/8"X28	21	21	11
1T9-02-04SP	R1/8"X28	R1/4"X19	23.5	25.5	14
1T9-04SP	R1/4"X19	R1/4"X19	25.5	25.5	14
1T9-04-06SP	R1/4"X19	R3/8"X19	26.5	28.5	16
1T9-04-08SP	R1/4"X19	R1/2"X14	30.5	36	22
1T9-06-08SP	R3/8"X19	R1/2"X14	32.5	36	22
1T9-06SP	R3/8"X19	R3/8"X19	28.5	28.5	16
1T9-08SP	R1/2"X14	R1/2"X14	36	36	22
1T9-08-12SP	R1/2"X14	R3/4"X14	39.5	43.5	27
1T9-12SP	R3/4"X14	R3/4"X14	43	43	27
1T9-12-16SP	R3/4"X14	R1"X11	48	50	33
1T9-16SP	R1"X11	R1"X11	50	50	33
1T9-16-20SP	R1"X11	R1.1/4"X11	56.5	57.5	41
1T9-20SP	R1.1/4"X11	R1.1/4"X11	57.5	57.5	41
1T9-24SP	R1.1/2"X11	R1.1/2"X11	62.5	62.5	48
1T9-32SP	R2"X11	R2"X11	68	75	63

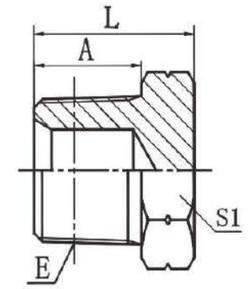

4T-SP

英锥管外螺纹堵头
BSPT MALE PLUG

代 号 PART NO.	螺 纹 THREAD	尺 寸 DIMENSIONS		
	E	A	L	S1
4T-02SP	R1/8"X28	10	16	12
4T-04SP	R1/4"X19	14.5	20	14
4T-06SP	R3/8"X19	15	21	17
4T-08SP	R1/2"X14	20	27	22
4T-12SP	R3/4"X14	20	29	27
4T-16SP	R1"X11	25.5	36.5	36
4T-20SP	R1.1/4"X11	26.5	38.5	46
4T-24SP	R1.1/2"X11	26.5	42	50
4T-32SP	R2"X11	30	47	65

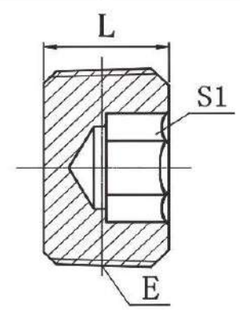

4TN

英锥管外螺纹内六角堵头
BSPT MALE HOLLOW HEX PLUG

代 号 PART NO.	螺 纹 THREAD	尺 寸 DIMENSIONS	
	E	L	S1
4TN-02	R1/8"X28	8	5
4TN-04	R1/4"X19	10	6
4TN-06	R3/8"X19	12	8
4TN-08	R1/2"X14	15	10
4TN-12	R3/4"X14	18	12
4TN-20	R1.1/4"X11	22	22
4TN-24	R1.1/2"X11	22	24
4TN-32	R2"X11	23	30

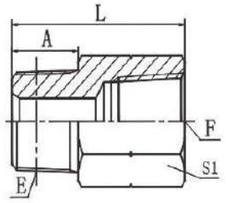

5T-SP

英锥管外螺纹/ 英锥管内螺纹
BSPT MALE / BSPT FEMALE

代 号 PART NO.	螺 纹 THREAD		尺 寸 DIMENSIONS		
	E	F	A	L	S1
5T-02-04SP	R1/8"X28	Rc1/4"X19	11	32.5	19
5T-04-02SP	R1/4"X19	Rc1/8"X28	14.5	20.5	14
5T-04SP	R1/4"X19	Rc1/4"X19	14.5	36	19
5T-04-06SP	R1/4"X19	Rc3/8"X19	14.5	38	22
5T-06-02SP	R3/8"X19	Rc1/8"X28	15	23	19
5T-06SP	R3/8"X19	Rc3/8"X19	15	38.5	22
5T-06-08SP	R3/8"X19	Rc1/2"X14	15	44	27
5T-08-04SP	R1/2"X14	Rc1/4"X19	20	30	24
5T-08-06SP	R1/2"X14	Rc3/8"X19	20	30	24
5T-08SP	R1/2"X14	Rc1/2"X14	20	49	27
5T-08-12SP	R1/2"X14	Rc3/4"X14	20	51	36
5T-12-06SP	R3/4"X14	Rc3/8"X19	20	31	30
5T-12-08SP	R3/4"X14	Rc1/2"X14	20	31	30
5T-12SP	R3/4"X14	Rc3/4"X14	20	51	36
5T-12-16SP	R3/4"X14	Rc1"X11	20	56.5	41
5T-16-08SP	R1"X11	Rc1/2"X14	25.5	37	36
5T-16-12SP	R1"X11	Rc3/4"X14	25.5	37	36
5T-16SP	R1"X11	Rc1"X11	25.5	60	41
5T-16-20SP	R1"X11	Rc1.1/4"X11	25.5	64	50
5T-20-12SP	R1.1/4"X11	Rc3/4"X14	26.5	38	46
5T-20-16SP	R1.1/4"X11	Rc1"X11	26.5	38	46
5T-20SP	R1.1/4"X11	Rc1.1/4"X11	26.5	64.5	50
5T-24-16SP	R1.1/2"X11	Rc1"X11	26.5	41	50
5T-24-20SP	R1.1/2"X11	Rc1.1/4"X11	26.5	41	50
5T-32-20SP	R2"X11	Rc1.1/4"X11	30	45	65
5T-32-24SP	R2"X11	Rc1.1/2"X11	30	45	65

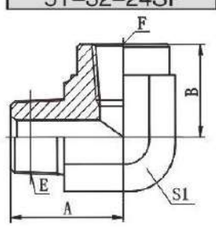

5T9-SP

90° 弯英锥管外螺纹/ 英锥管内螺纹
90° ELBOW BSPT MALE / BSPT FEMALE

代 号 PART NO.	螺 纹 THREAD		尺 寸 DIMENSIONS		
	E	F	A	B	S1
5T9-02SP	R1/8"X28	Rc1/8"X28	24.5	23	16
5T9-04SP	R1/4"X19	Rc1/4"X19	28.5	25	19
5T9-06SP	R3/8"X19	Rc3/8"X19	33.5	25	24
5T9-08SP	R1/2"X14	Rc1/2"X14	40.8	31.5	30
5T9-12SP	R3/4"X14	Rc3/4"X14	47.5	37	33
5T9-16SP	R1"X11	Rc1"X11	56.5	43	41
5T9-20SP	R1.1/4"X11	Rc1.1/4"X11	61	50	48
5T9-24SP	R1.1/2"X11	Rc1.1/2"X11	75	55	63

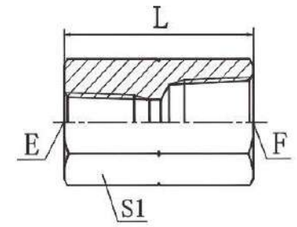

7T

英锥管内螺纹
BSPT FEMALE

代 号 PART NO.	螺 纹 THREAD		尺 寸 DIMENSIONS	
	E	F	L	S1
7T-02	Rc1/8"X28	Rc1/8"X28	20	14
7T-02-04	Rc1/8"X28	Rc1/4"X19	30	19
7T-04	Rc1/4"X19	Rc1/4"X19	30	19
7T-04-06	Rc1/4"X19	Rc3/8"X19	30	22
7T-04-08	Rc1/4"X19	Rc1/2"X14	40	27
7T-06	Rc3/8"X19	Rc3/8"X19	30	22
7T-06-08	Rc3/8"X19	Rc1/2"X14	40	27
7T-06-12	Rc3/8"X19	Rc3/4"X14	37	36
7T-08	Rc1/2"X14	Rc1/2"X14	40	27
7T-08-12	Rc1/2"X14	Rc3/4"X14	42	36
7T-12	Rc3/4"X14	Rc3/4"X14	42	36
7T-12-16	Rc3/4"X14	Rc1"X11	50	41
7T-16	Rc1"X11	Rc1"X11	50	41
7T-16-20	Rc1"X11	Rc1.1/4"X11	52	50
7T-20	Rc1.1/4"X11	Rc1.1/4"X11	55	50
7T-24	Rc1.1/2"X11	Rc1.1/2"X11	55	55
7T-32	Rc2"X11	Rc2"X11	65	70

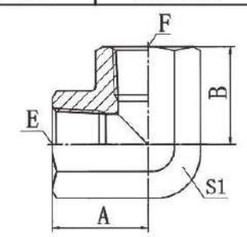

7T9-PK

90° 弯英锥管内螺纹
90° ELBOW BSPT FEMALE

代 号 PART NO.	螺 纹 THREAD		尺 寸 DIMENSIONS		
	E	F	A	B	S1
7T9-02PK	Rc1/8"X28	Rc1/8"X28	20	20	16
7T9-04PK	Rc1/4"X19	Rc1/4"X19	22.5	22.5	19
7T9-06PK	Rc3/8"X19	Rc3/8"X19	26	26	24
7T9-08PK	Rc1/2"X14	Rc1/2"X14	31	31	27
7T9-12PK	Rc3/4"X14	Rc3/4"X14	34	34	33
7T9-16PK	Rc1"X11	Rc1"X11	42	42	41
7T9-20PK	Rc1.1/4"X11	Rc1.1/4"X11	48	48	50
7T9-24PK	Rc1.1/2"X11	Rc1.1/2"X11	53	53	60
7T9-32PK	Rc2"X11	Rc2"X11	62	62	70

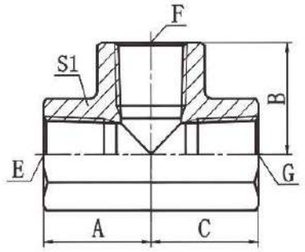

GT-PK

英锥管内螺纹三通
BSPT FEMALE TEE

代 号 PART NO.	螺 纹 THREAD			尺 寸 DIMENSIONS			
	E	F	G	A	B	C	S1
GT-02PK	Rc1/8"X28	Rc1/8"X28	Rc1/8"X28	20	20	20	16
GT-04PK	Rc1/4"X19	Rc1/4"X19	Rc1/4"X19	22.5	22.5	22.5	19
GT-06PK	Rc3/8"X19	Rc3/8"X19	Rc3/8"X19	26	26	26	24
GT-08PK	Rc1/2"X14	Rc1/2"X14	Rc1/2"X14	31	31	31	27
GT-12PK	Rc3/4"X14	Rc3/4"X14	Rc3/4"X14	34	34	34	33
GT-16PK	Rc1"X11	Rc1"X11	Rc1"X11	42	42	42	41
GT-20PK	Rc1.1/4"X11	Rc1.1/4"X11	Rc1.1/4"X11	48	48	48	50
GT-24PK	Rc1.1/2"X11	Rc1.1/2"X11	Rc1.1/2"X11	53	53	53	60
GT-32PK	Rc2"X11	Rc2"X11	Rc2"X11	62	62	62	70

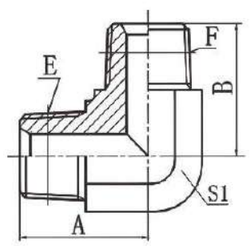

1N9

90° 弯布锥管外螺纹
90° ELBOW NPT MALE

代 号 PART NO.	螺 纹 THREAD		尺 寸 DIMENSIONS		
	E	F	A	B	S1
1N9-02	Z1/8"X27	Z1/8"X27	21	21	11
1N9-02-04	Z1/8"X27	Z1/4"X18	23.5	25.5	14
1N9-04	Z1/4"X18	Z1/4"X18	25.5	25.5	14
1N9-04-06	Z1/4"X18	Z3/8"X18	28	31	19
1N9-04-08	Z1/4"X18	Z1/2"X14	30.5	36.5	22
1N9-06	Z3/8"X18	Z3/8"X18	31	31	19
1N9-06-08	Z3/8"X18	Z1/2"X14	33.8	37.3	22
1N9-08	Z1/2"X14	Z1/2"X14	37.3	37.3	22
1N9-08-12	Z1/2"X14	Z3/4"X14	40	44	27
1N9-12	Z3/4"X14	Z3/4"X14	44	44	27
1N9-12-16	Z3/4"X14	Z1"X11.5	46.5	50	33
1N9-16	Z1"X11.5	Z1"X11.5	50	50	33
1N9-20	Z1.1/4"X11.5	Z1.1/4"X11.5	54	54	41
1N9-24	Z1.1/2"X11.5	Z1.1/2"X11.5	63	63	48
1N9-32	Z2"X11.5	Z2"X11.5	68	68	63

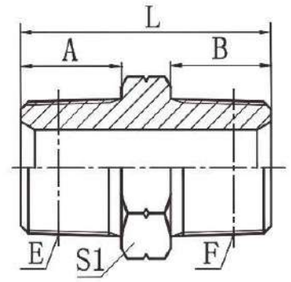

1N

美制布锥管外螺纹
NPT MALE

代 号 PART NO.	螺 纹 THREAD		尺 寸 DIMENSIONS			
	E	F	A	B	L	S1
1N-02	Z1/8"X27	Z1/8"X27	10.5	10.5	27	12
1N-02-04	Z1/8"X27	Z1/4"X18	10.5	15	31	17
1N-02-06	Z1/8"X27	Z3/8"X18	10.5	16	32	19
1N-04	Z1/4"X18	Z1/4"X18	15	15	35	17
1N-04-06	Z1/4"X18	Z3/8"X18	15	16	37	19
1N-06	Z3/8"X18	Z3/8"X18	16	16	38	19
1N-06-08	Z3/8"X18	Z1/2"X14	16	19.5	43.5	22
1N-06-12	Z3/8"X18	Z3/4"X14	16	19.5	45.5	27
1N-08	Z1/2"X14	Z1/2"X14	19.5	19.5	47	22
1N-08-12	Z1/2"X14	Z3/4"X14	19.5	19.5	49	27
1N-08-16	Z1/2"X14	Z1"X11.5	19.5	25.5	56	36
1N-12	Z3/4"X14	Z3/4"X14	19.5	19.5	49	27
1N-12-16	Z3/4"X14	Z1"X11.5	19.5	25.5	55	36
1N-12-20	Z3/4"X14	Z1.1/4"X11.5	19.5	26.5	59	46
1N-16	Z1"X11.5	Z1"X11.5	25.5	25.5	61	36
1N-16-20	Z1"X11.5	Z1.1/4"X11.5	25.5	26.5	64	46
1N-16-24	Z1"X11.5	Z1.1/2"X11.5	25.5	27.5	68	50
1N-20	Z1.1/4"X11.5	Z1.1/4"X11.5	26.5	26.5	65	46
1N-20-24	Z1.1/4"X11.5	Z1.1/2"X11.5	26.5	27.5	69	50
1N-24	Z1.1/2"X11.5	Z1.1/2"X11.5	27.5	27.5	69	50
1N-24-32	Z1.1/2"X11.5	Z2"X11.5	27.5	27.5	72	65
1N-32	Z2"X11.5	Z2"X11.5	27.5	27.5	71	65

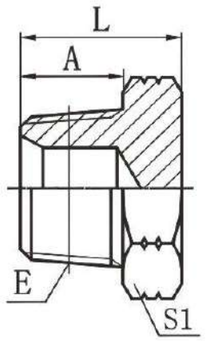

4N

美制布锥管外螺纹堵头
NPT MALE PLUG

代 号 PART NO.	螺 纹 THREAD	尺 寸 DIMENSIONS		
	E	A	L	S1
4N-02	Z1/8"X27	10.5	16	12
4N-04	Z1/4"X18	15	20	17
4N-06	Z3/8"X18	16	22	19
4N-08	Z1/2"X14	19.5	27.5	22
4N-12	Z3/4"X14	19.5	29.5	27
4N-16	Z1"X11.5	25.5	36.5	36
4N-24	Z1.1/2"X11.5	27.5	43	50
4N-32	Z2"X11.5	27.5	43.5	65

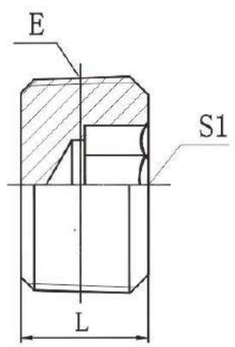

4NN

美布锥管外螺纹内六角堵头
NPT MALE HOLLOW HEX PLUG

代 号 PART NO.	螺 纹 THREAD	尺 寸 DIMENSIONS	
	E	L	S1
4NN-02	Z1/8"X27	8	5
4NN-04	Z1/4"X18	10	6
4NN-06	Z3/8"X18	12	8
4NN-08	Z1/2"X14	15	10
4NN-12	Z3/4"X14	16	12

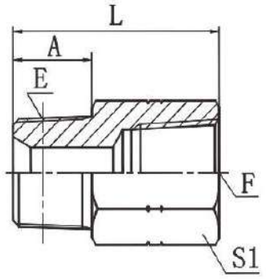

5N

布锥管外螺纹/ 布锥管内螺纹
NPT MALE / NPT FEMALE

代 号 PART NO.	螺 纹 THREAD		尺 寸 DIMENSIONS		
	E	F	A	L	S1
5N-02	Z1/8"X27	Z1/8"X27	10.5	25.5	17
5N-02-04	Z1/8"X27	Z1/4"X18	10.5	31	19
5N-02-06	Z1/8"X27	Z3/8"X18	11	31	24
5N-04-02	Z1/4"X18	Z1/8"X27	15	22	17
5N-04	Z1/4"X18	Z1/4"X18	15	35.3	19
5N-04-06	Z1/4"X18	Z3/8"X18	15	36.6	24
5N-06-02	Z3/8"X18	Z1/8"X27	16	22	19
5N-06-04	Z3/8"X18	Z1/4"X18	16	22	19
5N-06	Z3/8"X18	Z3/8"X18	16	37.6	24
5N-06-08	Z3/8"X18	Z1/2"X14	16.7	43.7	30
5N-06-12	Z3/8"X18	Z3/4"X14	17	47	36
5N-08-04	Z1/2"X14	Z1/4"X18	19.5	28	24
5N-08-06	Z1/2"X14	Z3/8"X18	19.5	28.5	24
5N-08	Z1/2"X14	Z1/2"X14	19.5	47.5	30
5N-08-12	Z1/2"X14	Z3/4"X14	19.5	49	36
5N-12-06	Z3/4"X14	Z3/8"X18	19.5	30.5	27
5N-12-08	Z3/4"X14	Z1/2"X14	19.5	30.5	27
5N-12	Z3/4"X14	Z3/4"X14	19.5	49	36
5N-12-16	Z3/4"X14	Z1"X11.5	19.5	55.5	41
5N-16-08	Z1"X11.5	Z1/2"X14	25.5	35.5	36
5N-16-12	Z1"X11.5	Z3/4"X14	25.5	36.5	36
5N-16	Z1"X11.5	Z1"X11.5	25.5	60.7	41
5N-16-20	Z1"X11.5	Z1.1/4"X11.5	25.5	63.5	50
5N-20-12	Z1.1/4"X11.5	Z3/4"X14	26.5	38.5	46
5N-20-16	Z1.1/4"X11.5	Z1"X11.5	26.5	41	46
5N-20	Z1.1/4"X11.5	Z1.1/4"X11.5	26.5	61.5	50
5N-20-24	Z1.1/4"X11.5	Z1.1/2"X11.5	26.5	62.5	60
5N-24-16	Z1.1/2"X11.5	Z1"X11.5	27.5	41.5	50
5N-24-20	Z1.1/2"X11.5	Z1.1/4"X11.5	27.5	41	50
5N-24	Z1.1/2"X11.5	Z1.1/2"X11.5	27.5	62.5	60
5N-24-32	Z1.1/2"X11.5	Z2"X11.5	27.5	66.5	70
5N-32-20	Z2"X11.5	Z1.1/4"X11.5	27.5	44.5	65
5N-32-24	Z2"X11.5	Z1.1/2"X11.5	27.5	45	65
5N-32	Z2"X11.5	Z2"X11.5	27.5	64	70

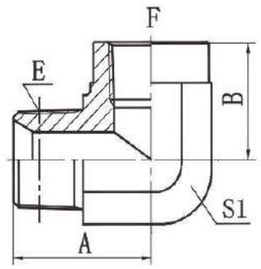

5N9

90° 弯布锥管外螺纹/ 布锥管内螺纹
90° ELBOW NPT MALE / NPT FEMALE

代 号 PART NO.	螺 纹 THREAD		尺 寸 DIMENSIONS		
	E	F	A	B	S1
5N9-02	Z1/8"X27	Z1/8"X27	24.5	17.8	16
5N9-04-02	Z1/4"X18	Z1/8"X27	26.5	16.8	16
5N9-04	Z1/4"X18	Z1/4"X18	28	22.4	19
5N9-04-06	Z1/4"X18	Z3/8"X18	31	25	24
5N9-06-04	Z3/8"X18	Z1/4"X18	31	22.4	19
5N9-06	Z3/8"X18	Z3/8"X18	33.5	25	24
5N9-08	Z1/2"X14	Z1/2"X14	41.2	31.2	30
5N9-12-08	Z3/4"X14	Z1/2"X14	45	31.2	30
5N9-12	Z3/4"X14	Z3/4"X14	45.2	34.5	33
5N9-16	Z1"X11.5	Z1"X11.5	54.5	41.1	41
5N9-20	Z1.1/4"X11.5	Z1.1/4"X11.5	63	43.2	48
5N9-24	Z1.1/2"X11.5	Z1.1/2"X11.5	71.5	52.8	63
5N9-32	Z2"X11.5	Z2"X11.5	73.5	62	65

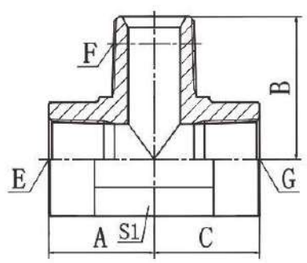

JN

布锥管内螺纹/ 布锥管外螺纹三通
NPT FEMALE / NPT MALE BRANCH TEE

代 号 PART NO.	螺 纹 THREAD			尺 寸 DIMENSIONS			
	E	F	G	A	B	C	S1
JN-02	Z1/8"X27	Z1/8"X27	Z1/8"X27	17.8	24.5	17.8	14
JN-04	Z1/4"X18	Z1/4"X18	Z1/4"X18	22.4	28	22.4	19
JN-06	Z3/8"X18	Z3/8"X18	Z3/8"X18	25	33.5	25	24
JN-08	Z1/2"X14	Z1/2"X14	Z1/2"X14	31.2	41.2	31.2	30
JN-12	Z3/4"X14	Z3/4"X14	Z3/4"X14	34.5	45.2	34.5	33

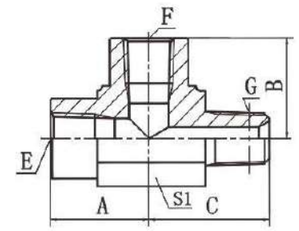

HN

美制布锥管内螺纹/布锥管外螺纹
主支三通
NPT FEMALE / NPT MALE RUN TEE

代 号 PART NO.	螺 纹 THREAD			尺 寸 DIMENSIONS			
	E	F	G	A	B	C	S1
HN-02	Z1/8"X27	Z1/8"X27	Z1/8"X27	20	20	24.5	16
HN-04	Z1/4"X18	Z1/4"X18	Z1/4"X18	25	25	28.5	19
HN-06	Z3/8"X18	Z3/8"X18	Z3/8"X18	27	27	33.5	24
HN-08	Z1/2"X14	Z1/2"X14	Z1/2"X14	35	35	42.5	30
HN-12	Z3/4"X14	Z3/4"X14	Z3/4"X14	37	37	45.2	33
HN-20	Z1.1/4"X11.5	Z1.1/4"X11.5	Z1.1/4"X11.5	48	48	58.5	48

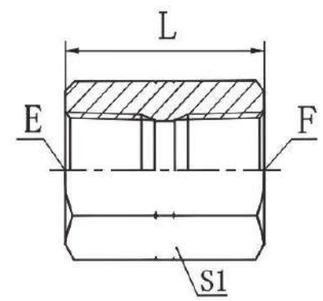

7N

美制布锥管内螺纹
NPT FEMALE

代 号 PART NO.	螺 纹 THREAD		尺 寸 DIMENSIONS	
	E	F	L	S1
7N-02	Z1/8"X27	Z1/8"X27	24	17
7N-02-04	Z1/8"X27	Z1/4"X18	27	19
7N-02-06	Z1/8"X27	Z3/8"X18	30	22
7N-04	Z1/4"X18	Z1/4"X18	29	19
7N-04-06	Z1/4"X18	Z3/8"X18	31	22
7N-06	Z3/8"X18	Z3/8"X18	29	22
7N-06-08	Z3/8"X18	Z1/2"X14	38	30
7N-06-12	Z3/8"X18	Z3/4"X14	40	36
7N-08	Z1/2"X14	Z1/2"X14	38	30
7N-08-12	Z1/2"X14	Z3/4"X14	43	36
7N-12	Z3/4"X14	Z3/4"X14	39	36
7N-12-16	Z3/4"X14	Z1"X11.5	45.5	41
7N-16	Z1"X11.5	Z1"X11.5	48	41
7N-20	Z1.1/4"X11.5	Z1.1/4"X11.5	49	50
7N-24	Z1.1/2"X11.5	Z1.1/2"X11.5	49	60
7N-32	Z2"X11.5	Z2"X11.5	50	70

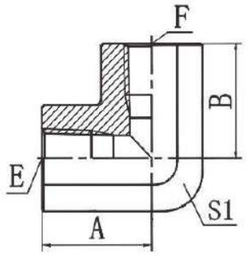

7N9-PK

90° 弯美制布锥管内螺纹

90° ELBOW NPT FEMALE

代号 PART NO.	螺纹 THREAD		尺寸 DIMENSIONS		
	E	F	A	B	S1
7N9-02PK	Z1/8"X27	Z1/8"X27	20	20	16
7N9-02-04PK	Z1/8"X27	Z1/4"X18	20	22.5	19
7N9-04PK	Z1/4"X18	Z1/4"X18	22.5	22.5	19
7N9-04-06PK	Z1/4"X18	Z3/8"X18	25	26	24
7N9-06PK	Z3/8"X18	Z3/8"X18	26	26	24
7N9-08PK	Z1/2"X14	Z1/2"X14	31	31	27
7N9-08-12PK	Z1/2"X14	Z3/4"X14	34	34	33
7N9-12PK	Z3/4"X14	Z3/4"X14	34	34	33
7N9-12-16PK	Z3/4"X14	Z1"X11.5	42	42	41
7N9-16PK	Z1"X11.5	Z1"X11.5	42	42	41
7N9-20PK	Z1.1/4"X11.5	Z1.1/4"X11.5	48	48	50
7N9-24PK	Z1.1/2"X11.5	Z1.1/2"X11.5	53	53	60
7N9-32PK	Z2"X11.5	Z2"X11.5	62	62	70

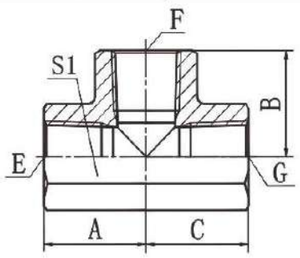

GN-PK

美制布锥管内螺纹三通

NPT FEMALE TEE

代号 PART NO.	螺纹 THREAD			尺寸 DIMENSIONS			
	E	F	G	A	B	C	S1
GN-02PK	Z1/8"X27	Z1/8"X27	Z1/8"X27	20	20	20	16
GN-04PK	Z1/4"X18	Z1/4"X18	Z1/4"X18	22.5	22.5	22.5	19
GN-06PK	Z3/8"X18	Z3/8"X18	Z3/8"X18	26	26	26	24
GN-08PK	Z1/2"X14	Z1/2"X14	Z1/2"X14	31	31	31	27
GN-12PK	Z3/4"X14	Z3/4"X14	Z3/4"X14	34	34	34	33
GN-16PK	Z1"X11.5	Z1"X11.5	Z1"X11.5	42	42	42	41
GN-20PK	Z1.1/4"X11.5	Z1.1/4"X11.5	Z1.1/4"X11.5	48	48	48	50
GN-24PK	Z1.1/2"X11.5	Z1.1/2"X11.5	Z1.1/2"X11.5	53	53	53	60
GN-32PK	Z2"X11.5	Z2"X11.5	Z2"X11.5	62	62	62	70

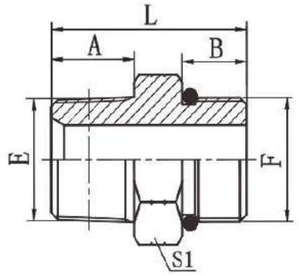

1NO

美制布锥管外螺纹/

美制SAE外螺纹带0形圈轻系列

ISO11926-3 NPT MALE /

SAE O-RING BOSS L-SERIES ISO 11926-3

代号 PART NO.	螺纹 THREAD		O形圈 O-RING	尺寸 DIMENSIONS			
	E	F	F端	A	B	L	S1
1NO-04	Z1/4"X18	7/16"X20	O904	15	9.1	30	14
1NO-04-06	Z1/4"X18	9/16"X18	O906	15	9.9	31	17
1NO-06-04	Z3/8"X18	7/16"X20	O904	16	9.1	33.5	19
1NO-06	Z3/8"X18	9/16"X18	O906	16	9.9	32	19
1NO-06-08	Z3/8"X18	3/4"X16	O908	16	11.1	35.5	22
1NO-08-10	Z1/2"X14	7/8"X14	O910	19.5	12.7	42	27
1NO-08-12	Z1/2"X14	1.1/16"X12	O912	19.5	15.1	45.5	32
1NO-12-10	Z3/4"X14	7/8"X14	O910	19.5	12.7	43	30
1NO-12	Z3/4"X14	1.1/16"X12	O912	19.5	15.1	45.5	32
1NO-16	Z1"X11.5	1.5/16"X12	O916	25.5	15.1	55.5	41
1NO-20-16	Z1.1/4"X11.5	1.5/16"X12	O916	26.5	15.1	54.5	46
1NO-20	Z1.1/4"X11.5	1.5/8"X12	O920	26.5	15.1	56.5	50
1NO-24	Z1.1/2"X11.5	1.7/8"X12	O924	27.5	15.1	57.5	55

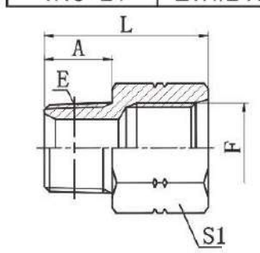

5NO

美制布锥管外螺纹 /

美制SAE内螺纹ISO 11926-1

NPT MALE / SAE FEMALE ISO 11926-1

代号 PART NO.	螺纹 THREAD		尺寸 DIMENSIONS		
	E	F	A	L	S1
5NO-02-04	Z1/8"X27	7/16"X20	10.5	29.5	17
5NO-02-05	Z1/8"X27	1/2"X20	10.5	30.5	17
5NO-04	Z1/4"X18	7/16"X20	15	34	17
5NO-04-06	Z1/4"X18	9/16"X18	15	36	19
5NO-04-08	Z1/4"X18	3/4"X16	15	41	27
5NO-06	Z3/8"X18	9/16"X18	16	34.5	19
5NO-06-08	Z3/8"X18	3/4"X16	16	40	24
5NO-08-06	Z1/2"X14	9/16"X18	19.5	27.5	24
5NO-08	Z1/2"X14	3/4"X16	19.5	41.5	27
5NO-08-10	Z1/2"X14	7/8"X14	19.5	46.5	30
5NO-12-08	Z3/4"X14	3/4"X16	19.5	29.5	30
5NO-12-10	Z3/4"X14	7/8"X14	19.5	42.5	30
5NO-12	Z3/4"X14	1.1/16"X12	19.5	50	36
5NO-16-12	Z1"X11.5	1.1/16"X12	25.5	36.5	36
5NO-16	Z1"X11.5	1.5/16"X12	25.5	53	41
5NO-20	Z1.1/4"X11.5	1.5/8"X12	26.5	55.5	50

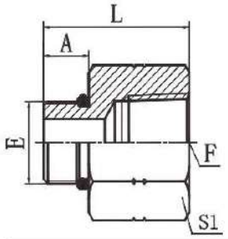

5ON

美制SAE外螺纹带O形圈轻系列ISO 11926-3 / 美制布锥管内螺纹

SAE O-RING BOSS L-SERIES ISO 11926-3/NPT FEMALE

代号 PART NO.	螺纹 THREAD		O形圈 O-RING	尺寸 DIMENSIONS		
	E	F	E端	A	L	S1
5ON-02	5/16"X24	Z1/8"X27	O902	7.54	24.5	17
5ON-02-04	5/16"X24	Z1/4"x18	O902	7.54	29	19
5ON-03-02	3/8"X24	Z1/8"X27	O903	7.54	24.5	17
5ON-03-04	3/8"X24	Z1/4"x18	O903	7.54	29	19
5ON-04-02	7/16"X20	Z1/8"X27	O904	9.1	24.5	17
5ON-04	7/16"X20	Z1/4"x18	O904	9.1	30.5	19
5ON-05-02	1/2"X20	Z1/8"X27	O905	9.1	26	17
5ON-06-04	9/16"X18	Z1/4"x18	O906	9.9	31.5	19
5ON-08-04	3/4"X16	Z1/4"x18	O908	11.1	32.5	22
5ON-08-06	3/4"X16	Z3/8"x18	O908	11.1	34	22
5ON-08	3/4"X16	Z1/2"X14	O908	11.1	40	30
5ON-08-12	3/4"X16	Z3/4"x14	O908	11.1	40.1	36
5ON-10-08	7/8"X14	Z1/2"x14	O910	12.7	41.5	30
5ON-10-06	7/8"X14	Z3/8"x18	O910	12.7	35.5	27
5ON-10-12	7/8"X14	Z3/4"x14	O910	12.7	41	36
5ON-12-08	1.1/16"X12	Z1/2"x14	O912	15.1	42	32
5ON-12	1.1/16"X12	Z3/4"x14	O912	15.1	45.5	36
5ON-12-16	1.1/16"X12	Z1"X11.5	O912	15.1	50.5	41
5ON-16-12	1.5/16"X12	Z3/4"x14	O916	15.1	43	38
5ON-16	1.5/16"X12	Z1"X11.5	O916	15.1	51.5	41
5ON-20-16	1.5/8"X12	Z1"X11.5	O920	15.1	40	50
5ON-20	1.5/8"X12	Z1.1/4"X11.5	O920	15.1	53.5	50
5ON-24-16	1.7/8"X12	Z1"X11.5	O924	15.1	34	55
5ON-24-20	1.7/8"X12	Z1.1/4"X11.5	O924	15.1	48	55
5ON-24	1.7/8"X12	Z1.1/2"X11.5	O924	15.1	53.5	60
5ON-32	2.1/2"X12	2"X11.5	O932	15.1	50	70

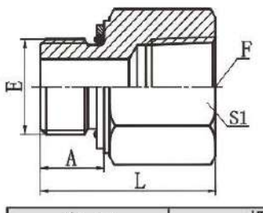

5GN

英管外螺纹O形圈/美制布锥管内螺纹

BSP MALE O-RING/NPT FEMALE

代号 PART NO.	螺纹 THREAD		O形圈 O-RING	尺寸 DIMENSIONS		
	E	F	E端	A	L	S1
5GN-02	G1/8"X28	Z1/8"X27	O011	9.5	24.5	17
5GN-02-04	G1/8"X28	Z1/4"X18	O011	9.5	29.5	19
5GN-04-02	G1/4"X19	Z1/8"X27	O111	11	26	19
5GN-04	G1/4"X19	Z1/4"X18	O111	11	31	19
5GN-04-06	G1/4"X19	Z3/8"X18	O111	11	33	22
5GN-06	G3/8"X19	Z3/8"X18	O113	11.5	35	22
5GN-08-04	G1/2"X14	Z1/4"X18	O115	14	25.5	27
5GN-08-06	G1/2"X14	Z3/8"X18	O115	14	34	27
5GN-08	G1/2"X14	Z1/2"X14	O115	14	41.5	30
5GN-12	G3/4"X14	Z3/4"X14	O119	15.5	44.5	36
5GN-16	G1"X11	Z1"X11.5	O217	18	53	41
5GN-20	G1.1/4"X11	Z1.1/4"X11.5	O222	20	54	50
5GN-24	G1.1/2"X11	Z1.1/2"X11.5	O224	21.5	57	60

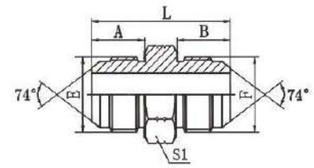

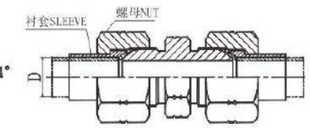

1J

美制JIC外螺纹74° 外锥

JIC MALE 74° CONE

代号 PART NO.	螺纹 THREAD		尺寸 DIMENSIONS			
	E	F	A	B	L	S1
1J-02	5/16"X24	5/16"X24	11.4	11.4	29	12
1J-02-03	5/16"X24	3/8"X24	11.4	12.2	29.5	12
1J-03	3/8"X24	3/8"X24	12.2	12.2	30.5	12
1J-04	7/16"X20	7/16"X20	14	14	34	12
1J-04-05	7/16"X20	1/2"X20	14	14	34	14
1J-04-08	7/16"X20	3/4"X16	14	16.7	38.5	22
1J-05	1/2"X20	1/2"X20	14	14	34	14
1J-05-06	1/2"X20	9/16"X18	14	14.1	34	17
1J-05-08	1/2"X20	3/4"X16	14	16.7	38.5	22
1J-05-10	1/2"X20	7/8"X14	14	19.3	41	24
1J-06	9/16"X18	9/16"X18	14.1	14.1	34.2	17
1J-06-08	9/16"X18	3/4"X16	14.1	16.7	38.5	22
1J-06-10	9/16"X18	7/8"X14	14.1	19.3	41.5	24
1J-06-12	9/16"X18	1.1/16"X12	14.1	21.9	46	30
1J-08	3/4"X16	3/4"X16	16.7	16.7	42	22
1J-08-10	3/4"X16	7/8"X14	16.7	19.3	44	24
1J-08-12	3/4"X16	1.1/16"X12	16.7	21.9	48.5	30
1J-08-16	3/4"X16	1.5/16"X12	16.7	23.1	51	36
1J-10	7/8"X14	7/8"X14	19.3	19.3	46.5	24
1J-10-12	7/8"X14	1.1/16"X12	19.3	21.9	51	30
1J-10-16	7/8"X14	1.5/16"X12	19.3	23.1	53.5	36
1J-12	1.1/16"X12	1.1/16"X12	21.9	21.9	54	30
1J-12-14	1.1/16"X12	1.3/16"X12	21.9	22.6	55.5	32
1J-12-16	1.1/16"X12	1.5/16"X12	21.9	23.1	56	36
1J-14	1.3/16"X12	1.3/16"X12	22.6	22.6	56	32
1J-14-16	1.3/16"X12	1.5/16"X12	22.6	23.1	56.5	36
1J-16	1.5/16"X12	1.5/16"X12	23.1	23.1	57	36
1J-16-20	1.5/16"X12	1.5/8"X12	23.1	24.3	60.5	46
1J-16-24	1.5/16"X12	1.7/8"X12	23.1	27.5	65.5	50
1J-20	1.5/8"X12	1.5/8"X12	24.3	24.3	62	46
1J-20-24	1.5/8"X12	1.7/8"X12	24.3	27.5	67	50
1J-20-32	1.5/8"X12	2.1/2"X12	24.3	33.9	75	65
1J-24	1.7/8"X12	1.7/8"X12	27.5	27.5	70	50
1J-24-32	1.7/8"X12	2.1/2"X12	27.5	33.9	78.5	65
1J-32	2.1/2"X12	2.1/2"X12	33.9	33.9	85	65

注：螺母及衬套需另行订货。管子直径D为公制时，配用螺母及衬套分别选用NB200、NB500。管子直径为英制时，配用螺母及衬套分别选用NB200、NB300。Note： Nut and sleeve should be ordered separately.The nut NB200 and sleeve NB500 is suitable for metric tube,the nut NB200 and sleeve NB300 is suitable for inch tube.

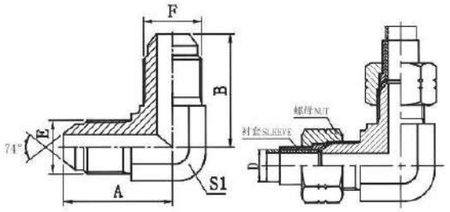

1J9
90° 弯美制JIC外螺纹74° 外锥
90° ELBOW JIC MALE 74° CONE

代 号 PART NO.	螺 纹 THREAD		尺 寸 DIMENSIONS		
	E	F	A	B	S1
1J9-02	5/16"X24	5/16"X24	20.5	20.5	11
1J9-03	3/8"X24	3/8"X24	22	22	11
1J9-04	7/16"X20	7/16"X20	24.5	24.5	11
1J9-05	1/2"X20	1/2"X20	26.6	26.6	14
1J9-06	9/16"X18	9/16"X18	26.9	26.9	14
1J9-06-08	9/16"X18	3/4"X16	30	32	19
1J9-06-10	9/16"X18	7/8"X14	32	37.8	22
1J9-08	3/4"X16	3/4"X16	33	33	19
1J9-08-10	3/4"X16	7/8"X14	34.8	37.8	22
1J9-10	7/8"X14	7/8"X14	37.8	37.8	22
1J9-10-12	7/8"X14	1.1/16"X12	41	44.2	27
1J9-12	1.1/16"X12	1.1/16"X12	44.2	44.2	27
1J9-14	1.3/16"X12	1.3/16"X12	47.5	47.5	30
1J9-16	1.5/16"X12	1.5/16"X12	49	49	33
1J9-20	1.5/8"X12	1.5/8"X12	55.5	55.5	41
1J9-24	1.7/8"X12	1.7/8"X12	62.5	62.5	48
1J9-32	2.1/2"X12	2.1/2"X12	78	78	63

注：螺母及衬套需另行订货。管子直径D为公制时，配用螺母及衬套分别选用NB200、NB500。管子直径为英制时，配用螺母及衬套分别选用NB200、NB300。
Note：Nut and sleeve should be ordered separately.The nut NB200 and sleeve NB500 is suitable for metric tube,the nut NB200 and sleeve NB300 is suitable for inch tube.

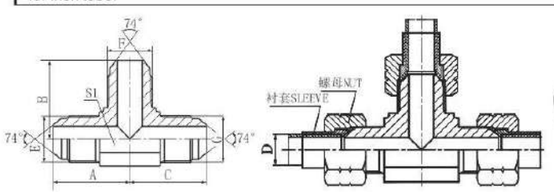

AJ
美制JIC外螺纹74° 外锥三通
JIC MALE 74° CONE TEE

代 号 PART NO.	螺 纹 THREAD			尺 寸 DIMENSIONS			
	E	F	G	A	B	C	S1
AJ-04	7/16"X20	7/16"X20	7/16"X20	24.5	24.5	24.5	11
AJ-04-06-04	7/16"X20	9/16"X18	7/16"X20	26.6	26.9	26.6	14
AJ-05	1/2"X20	1/2"X20	1/2"X20	26	26	26	14
AJ-06-04-06	9/16"X18	7/16"X20	9/16"X18	26.9	26.6	26.9	14
AJ-06	9/16"X18	9/16"X18	9/16"X18	26.9	26.9	26.9	14
AJ-08-06-08	3/4"X16	9/16"X18	3/4"X16	32	30	32	19
AJ-10	7/8"X14	7/8"X14	7/8"X14	37.8	37.8	37.8	22
AJ-12	1.1/16"X12	1.1/16"X12	1.1/16"X12	44.2	44.2	44.2	27
AJ-16	1.5/16"X12	1.5/16"X12	1.5/16"X12	49	49	49	33
AJ-16-12-16	1.5/16"X12	1.1/16"X12	1.5/16"X12	49	48	49	33
AJ-20	1.5/8"X12	1.5/8"X12	1.5/8"X12	56.5	56.5	56.5	41
AJ-24	1.7/8"X12	1.7/8"X12	1.7/8"X12	63	63	63	48
AJ-32	2.1/2"X12	2.1/2"X12	2.1/2"X12	78	78	78	63

注：螺母及衬套需另行订货。管子直径D为公制时，配用螺母及衬套分别选用NB200、NB500。管子直径为英制时，配用螺母及衬套分别选用NB200、NB300。
Note：Nut and sleeve should be ordered separately.The nut NB200 and sleeve NB500 is suitable for metric tube,the nut NB200 and sleeve NB300 is suitable for inch tube.

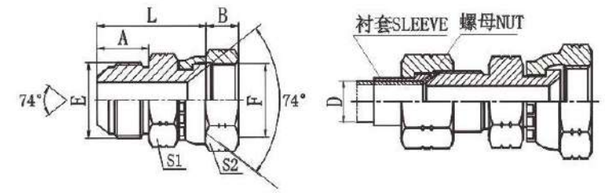

2J
美制JIC外螺纹74° 外锥/JIC内螺纹74° 内锥
JIC MALE74° CONE /JIC FEMALE74° SEAT

代 号 PART NO.	螺 纹 THREAD		尺 寸 DIMENSIONS				
	E	F	A	B	L	S1	S2
2J-04	7/16"X20	7/16"X20	14	9	28	12	15
2J-04-05	7/16"X20	1/2"X20	14	9.5	28.5	12	17
2J-04-06	7/16"X20	9/16"X18	14	10.5	28.5	14	19
2J-04-08	7/16"X20	3/4"X16	14	11	30.5	19	24
2J-05	1/2"X20	1/2"X20	14	9.5	29	14	17
2J-05-08	1/2"X20	3/4"X16	14	11	30.5	19	24
2J-06	9/16"X18	9/16"X18	14.1	10.5	29	17	19
2J-06-08	9/16"X18	3/4'X16	14.1	11	30.5	19	24
2J-06-10	9/16"X18	7/8"X14	14.1	13	33.5	22	27
2J-08	3/4"X16	3/4"X16	16.7	11	36	22	24
2J-08-06	3/4"X16	9/16"X18	16.7	10.5	34	22	19
2J-08-10	3/4"X16	7/8"X14	16.7	13	36.5	22	27
2J-08-12	3/4"X16	1.1/16"X12	16.7	15	39	27	32
2J-10	7/8"X14	7/8"X14	19.3	13	39	24	27
2J-10-08	7/8"X14	3/4"X16	19.3	11	38	24	24
2J-10-12	7/8"X14	1.1/16"X12	19.3	15	42	27	32
2J-12	1.1/16"X12	1.1/16"X12	21.9	15	44.6	30	32
2J-12-10	1.1/16"X12	7/8"X14	21.9	13	43.5	30	27
2J-12-16	1.1/16"X12	1.5/16"X12	21.9	16	45.5	36	41
2J-16	1.5/16"X12	1.5/16"X12	23.1	16	46.5	36	41
2J-16-20KJ	1.5/16"X12	1.5/8"X12	23.1	17	53	41	50
2J-20KJ	1.5/8"X12	1.5/8"X12	24.3	17	54	46	50
2J-20-24KJ	1.5/8"X12	1.7/8"X12	24.3	20	55.5	46	55
2J-24KJ	1.7/8"X12	1.7/8"X12	27.5	20	61	50	55
2J-24-32KJ	1.7/8"X12	2.1/2"X12	27.5	24.5	63	65	75
2J-32KJ	2.1/2"X12	2.1/2"X12	33.9	24.5	69.5	65	75

注：螺母及衬套需另行订货。管子直径D为公制时，配用螺母及衬套分别选用NB200、NB500。管子直径为英制时，配用螺母及衬套分别选用NB200、NB300。 Note： Nut and sleeve should be ordered separately.The nut NB200 and sleeve NB500 is suitable for metric tube,the nut NB200 and sleeve NB300 is suitable for inch tube.

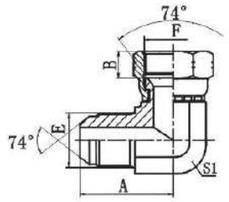

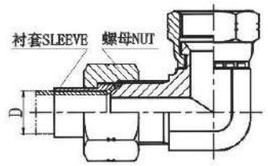

90° 弯美制JIC外螺纹74° 外锥/JIC内螺纹74° 内锥

2J9

90° ELBOW JIC MALE 74° CONE/ JIC FEMALE 74° SEAT

代 号 PART NO.	螺 纹 THREAD		尺 寸 DIMENSIONS			
	E	F	A	B	S1	S2
2J9-02	5/16"X24	5/16"X24	21	5.6	11	12
2J9-03	3/8"X24	3/8"X24	22	5	11	14
2J9-04	7/16"X20	7/16"X20	24.5	9	11	15
2J9-05	1/2"X20	1/2"X20	26.5	9.5	14	17
2J9-06	9/16"X18	9/16"X18	26.9	10.5	14	19
2J9-06-08	9/16"X18	3/4"X16	28.5	11	16	24
2J9-08-06	3/4"X16	9/16"X18	32	10.5	19	19
2J9-08	3/4"X16	3/4"X16	32	11	19	24
2J9-08-10	3/4"X16	7/8"X14	32	13	19	27
2J9-10	7/8"X14	7/8"X14	37.8	13	22	27
2J9-10-08	7/8"X14	3/4"X16	37.8	11	22	24
2J9-10-12	7/8"X14	1.1/16"X12	39.5	15	24	32
2J9-12	1.1/16"X12	1.1/16"X12	44.2	15	27	32
2J9-12-10	1.1/16"X12	7/8"X14	44.2	13	27	27
2J9-12-16	1.1/16"X12	1.5/16"X12	46	16	30	41
2J9-14	1.3/16"X12	1.3/16"X12	47.5	15	30	36
2J9-16	1.5/16"X12	1.5/16"X12	48.8	16	33	41
2J9-16-20KJ	1.5/16"X12	1.5/8"X12	54	17	41	50
2J9-20-16	1.5/8"X12	1.5/16"X12	55.5	16	41	41
2J9-20KJ	1.5/8"X12	1.5/8"X12	56	17	41	50
2J9-20-24KJ	1.5/8"X12	1.7/8"X12	59.5	20	48	55
2J9-24-20KJ	1.7/8"X12	1.5/8"X12	62.5	17	48	50
2J9-24KJ	1.7/8"X12	1.7/8"X12	62.5	20	48	55
2J9-32KJ	2.1/2"X12	2.1/2"X12	75.5	24.5	63	75

注：螺母及衬套需另行订货。管子直径D为公制时，配用螺母及衬套分别选用NB200、NB500。管子直径为英制时，配用螺母及衬套分别选用NB200、NB300。 Note： Nut and sleeve should be ordered separately.The nut NB200 and sleeve NB500 is suitable for metric tube,the nut NB200 and sleeve NB300 is suitable for inch tube.

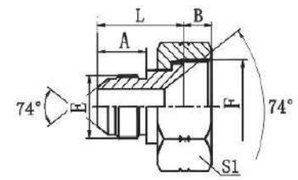

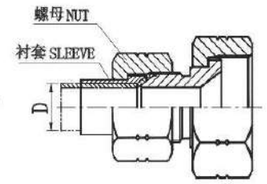

5J-S

美制JIC外螺纹/ 美制JIC内螺纹

JIC MALE / JIC FEMALE

代 号 PART NO.	螺 纹 THREAD		尺 寸 DIMENSIONS			
	E	F	A	B	L	S1
5J-04-06S	7/16"X20	9/16"X18	14	9.8	26.2	19
5J-04-08S	7/16"x20	3/4"X16	14	10.9	26.3	24
5J-04-10S	7/16"X20	7/8"X14	14	12.8	28	27
5J-04-12S	7/16"X20	1.1/16"X12	14	15	29.8	32
5J-04-14S	7/16"X20	1.3/16"X12	14	15.2	32.5	36
5J-05-08S	1/2"X20	3/4"X16	14	10.9	26.2	24
5J-05-10S	1/2"X20	7/8"X14	14	12.8	28	27
5J-05-12S	1/2"X20	1.1/16"X12	14	15	29.8	32
5J-06-08S	9/16"X18	3/4"X16	14.1	10.9	26.3	24
5J-06-10S	9/16"X18	7/8"X14	14.1	12.8	28.2	27
5J-06-12S	9/16"X18	1.1/16"X12	14.1	15	30	32
5J-06-14S	9/16"X18	1.3/16"X12	14.1	15.2	32.5	36
5J-06-16S	9/16"X18	1.5/16"X12	14.1	15.9	33	38
5J-08-12S	3/4"X16	1.1/16"X12	16.7	15	33.3	32
5J-08-14S	3/4"X16	1.3/16"X12	16.7	15.2	35	36
5J-08-16S	3/4"X16	1.5/16"X12	16.7	15.9	35.5	38
5J-08-20S	3/4"X16	1.5/8"X12	17.7	16.8	36.5	50
5J-10-16S	7/8"X14	1.5/16"X12	19.3	15.9	37.5	38
5J-10-20S	7/8"X14	1.5/8"X12	19.3	16.8	37.9	50
5J-10-24S	7/8"X14	1.7/8"X12	19.3	19.7	42	60
5J-12-16S	1.1/16"X12	1.5/16"X12	22	15.9	40.2	38
5J-12-20S	1.1/16"X12	1.5/8"X12	22	16.8	40.6	50
5J-12-24S	1.1/16"X12	1.7/8"X12	22	19.7	43	60
5J-16-20S	1.5/16"X12	1.5/8"X12	23	16.8	41.8	50
5J-16-24S	1.5/16"X12	1.7/8"X12	23	19.7	43.2	60
5J-16-32S	1.5/16"X12	2.1/2"X12	23	29.1	49	75
5J-20-24S	1.5/8"X12	1.7/8"X12	24.3	19.7	44.3	60
5J-20-32S	1.5/8"X12	2.1/2"X12	24.3	29.1	50	75

注：螺母及衬套需另行订货。管子直径D为公制时，配用螺母及衬套分别选用NB200、NB500。管子直径为英制时，配用螺母及衬套分别选用NB200、NB300。 Note： Nut and sleeve should be ordered separately.The nut NB200 and sleeve NB500 is suitable for metric tube,the nut NB200 and sleeve NB300 is suitable for inch tube.

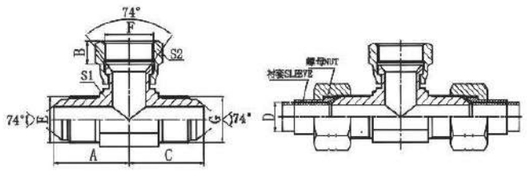

BJ

美制JIC外螺纹74° 外锥/ 美制JIC内螺纹74° 内锥分支三通

JIC MALE 74° CONE / JIC FEMALE BRANCH TEE

代号 PART NO.	螺纹 THREAD			尺寸 DIMENSIONS				
	E	F	G	A	B	C	S1	S2
BJ-04	7/16"X20	7/16"X20	7/16"X20	24.5	9	24.5	11	15
BJ-05	1/2"X20	1/2"X20	1/2"X20	26.5	9.5	26.5	14	17
BJ-06	9/16"X18	9/16"X18	9/16"X18	26.9	10.5	26.9	14	19
BJ-08	3/4"X16	3/4"X16	3/4"X16	32	11	32	19	24
BJ-10	7/8"X14	7/8"X14	7/8"X14	37.8	14	37.8	22	27
BJ-12	1.1/16"X12	1.1/16"X12	1.1/16"X12	44.2	15	44.2	27	32
BJ-14	1.3/16"X12	1.3/16"X12	1.3/16"X12	47.5	15	47.5	30	36
BJ-16	1.5/16"X12	1.5/16"X12	1.5/16"X12	49	16	49	33	41
BJ-20KJ	1.5/8"X12	1.5/8"X12	1.5/8"X12	56	17	56	41	50
BJ-24KJ	1.7/8"X12	1.7/8"X12	1.7/8"X12	62.5	20	62.5	48	55
BJ-32KJ	2.1/2"X12	2.1/2"X12	2.1/2"X12	78	24.5	78	63	75

注：螺母及衬套需另行订货。管子直径D为公制时，配用螺母及衬套分别选用NB200、NB500。管子直径为英制时，配用螺母及衬套分别选用NB200、NB300。 Note: Nut and sleeve should be ordered separately.The nut NB200 and sleeve NB500 is suitable for metric tube,the nut NB200 and sleeve NB300 is suitable for inch tube.

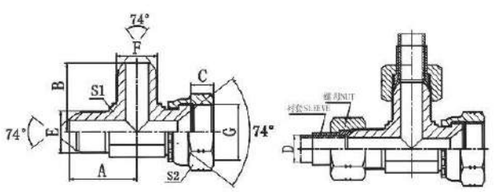

CJ

美制JIC外螺纹74° 外锥/ 美制JIC内螺纹74° 内锥主支三通

JIC MALE 74° CONE / JIC FEMALE 74° SEAT RUN TEE

代号 PART NO.	螺纹 THREAD			尺寸 DIMENSIONS				
	E	F	G	A	B	C	S1	S2
CJ-04	7/16"X20	7/16"X20	7/16"X20	24.5	24.5	9	11	15
CJ-05	1/2"X20	1/2"X20	1/2"X20	26.6	26.6	9.5	14	17
CJ-06	9/16"X18	9/16"X18	9/16"X18	26.9	26.9	10.5	14	19
CJ-08	3/4"X16	3/4"X16	3/4"X16	32	32	9.5	19	24
CJ-10	7/8"X14	7/8"X14	7/8"X14	37.8	37.8	13	22	27
CJ-12	1.1/16"X12	1.1/16"X12	1.1/16"X12	44.2	44.2	15	27	32
CJ-14	1.3/16"X12	1.3/16"X12	1.3/16"X12	47.5	47.5	15	30	36
CJ-16	1.5/16"X12	1.5/16"X12	1.5/16"X12	49	49	16	33	41
CJ-20KJ	1.5/8"X12	1.5/8"X12	1.5/8"X12	55.5	55.5	17	41	50
CJ-24KJ	1.7/8"X12	1.7/8"X12	1.7/8"X12	62.5	62.5	20	48	55
CJ-32KJ	2.1/2"X12	2.1/2"X12	2.1/2"X12	78	78	24.5	63	75

注：螺母及衬套需另行订货。管子直径D为公制时，配用螺母及衬套分别选用NB200、NB500。管子直径为英制时，配用螺母及衬套分别选用NB200、NB300。 Note: Nut and sleeve should be ordered separately.The nut NB200 and sleeve NB500 is suitable for metric tube,the nut NB200 and sleeve NB300 is suitable for inch tube.

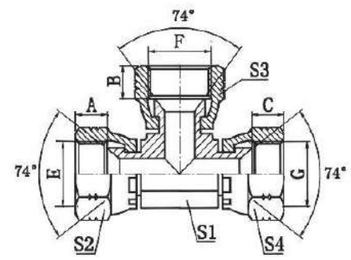

DJ

美制JIC内螺纹74° 内锥三通

JIC FEMALE 74° SEAT TEE

代号 PART NO.	螺纹 THREAD			尺寸 DIMENSIONS		
	E	F	G	A,B,C	S1	S2,S3,S4
DJ-04	7/16"X20	7/16"X20	7/16"X20	9	11	15
DJ-05	1/2"X20	1/2"X20	1/2"X20	9.5	11	17
DJ-06	9/16"X18	9/16"X18	9/16"X18	10.5	14	19
DJ-08	3/4"X16	3/4"X16	3/4"X16	11	16	24
DJ-10	7/8"X14	7/8"X14	7/8"X14	14	22	27
DJ-12	1.1/16"X12	1.1/16"X12	1.1/16"X12	15	24	32
DJ-16	1.5/16"X12	1.5/16"X12	1.5/16"X12	16	33	41

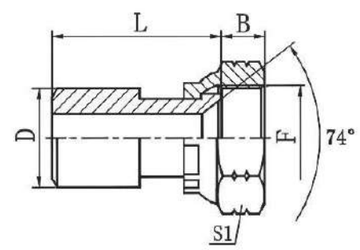

2WJ

焊接管/ 美制JIC内螺纹74° 内锥

BUTT-WELD TUBE / JIC FEMALE 74° SEAT

代号 PART NO.	螺纹 THREAD	管子直径 TUBE O.D.	尺寸 DIMENSIONS			
	F		B	D	L	S1
2WJ-10-04	7/16"X20	10	9	10	25.5	15
2WJ-12-05	1/2"X20	12	9.5	12	27	17
2WJ-14-04	7/16"X20	14	9	14	27	15
2WJ-14-06	9/16"X18	14	10.5	14	55	19
2WJ-18-08	3/4"X16	18	11	18	60	24
2WJ-20-10	7/8"X14	20	13	20	33	27
2WJ-22-12	1.1/16"X12	22	15	22	68	32
2WJ-28-16	1.5/16"X12	28	16	28	68	41
2WJ-34-20KJ	1.5/8"X12	34	17	34	75	50

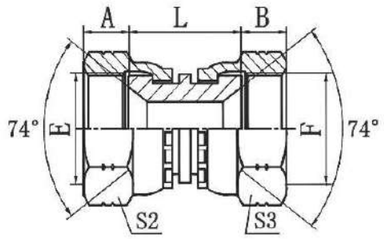

3J

美制JIC内螺纹74° 内锥
JIC FEMALE 74° SEAT

代 号 PART NO.	螺 纹 THREAD		尺 寸 DIMENSIONS				
	E	F	A	B	L	S2	S3
3J-04	7/16"X20	7/16"X20	9	9	19	15	15
3J-05	1/2"X20	1/2"X20	9.5	9.5	21	17	17
3J-06	9/16"X18	9/16"X18	10.5	10.5	21	19	19
3J-06-08	9/16"X18	3/4"X16	10.5	11	23	19	24
3J-08	3/4"X16	3/4"X16	11	11	26	24	24
3J-10	7/8"X14	7/8"X14	13	13	27	27	27
3J-12	1.1/16"X12	1.1/16"X12	15	15	29	32	32
3J-16	1.5/16"X12	1.5/16"X12	16	16	29	41	41
3J-20KJ	1.5/8"X12	1.5/8"X12	17	17	35	50	50
3J-24KJ	1.7/8"X12	1.7/8"X12	20	20	37	55	55

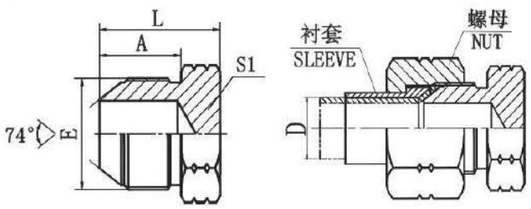

4J

美制JIC外螺纹74° 外锥堵头
JIC MALE 74° CONE PLUG

代 号 PART NO.	螺 纹 THREAD	尺 寸 DIMENSIONS		
	E	A	L	S1
4J-04	7/16"X20	14	20	12
4J-05	1/2"X20	14	20	14
4J-06	9/16"X18	14.1	20	17
4J-08	3/4"X16	16.7	25	22
4J-10	7/8"X14	19.3	28	24
4J-12	1.1/16"X12	21.9	32	30
4J-14	1.3/16"X12	22.6	33.5	32
4J-16	1.5/16"X12	23.1	34	36
4J-20	1.5/8"X12	24.3	38	46
4J-24	1.7/8"X12	27.5	44.5	50
4J-32	2.1/2"X12	33.9	51	65

注：螺母及衬套需另行订货。管子直径D为公制时，配用螺母及衬套分别选用NB200、NB500。管子直径为英制时，配用螺母及衬套分别选用NB200、NB300。 Note： Nut and sleeve should be ordered separately.The nut NB200 and sleeve NB500 is suitable for metric tube,the nut NB200 and sleeve NB300 is suitable for inch tube.

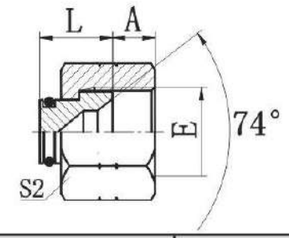

9J

美制JIC内螺纹74° 内锥堵头
JIC FEMALE 74° SEAT PLUG

代 号 PART NO.	螺 纹 THREAD	尺 寸 DIMENSIONS		
	E	A	L	S2
9J-04	7/16"X20	9	10.5	15
9J-05	1/2"X20	9.5	11	17
9J-06	9/16"X18	10.5	11	19
9J-08	3/4"X16	11	13	24
9J-10	7/8"X14	13	13.5	27
9J-12	1.1/16"X12	15	15	32
9J-14	1.3/16"X12	15	15	36
9J-16	1.5/16"X12	16	15.5	41
9J-20	1.5/8"X12	17	18.5	50
9J-24	1.7/8"X12	20	19	55
9J-32	2.1/2"X12	23.5	20.5	75

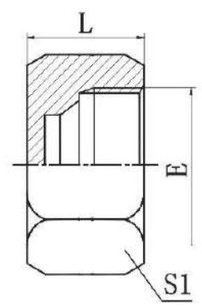

9J-CAP

JIC 74° 内螺纹堵头
JIC 74° FEMALE PLUG

代 号 PART NO.	螺 纹 THREAD	尺 寸 DIMENSIONS	
	E	L	S1
9J-04CAP	7/16"X20	15.1	15
9J-05CAP	1/2"X20	15.5	17
9J-06CAP	9/16"X18	16.1	19
9J-08CAP	3/4"X16	19	24
9J-10CAP	7/8"X14	21.4	27
9J-12CAP	1.1/16"X12	23	32
9J-16CAP	1.5/16"X12	25.8	41
9J-20CAP	1.5/8"X12	27	50
9J-24CAP	1.7/8"X12	30.2	60
9J-32CAP	2.1/2"X12	36.5	75

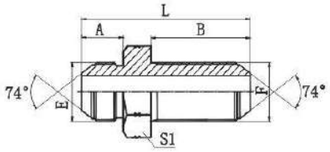

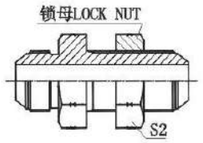

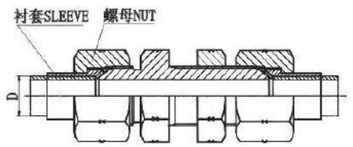

6J **6J-LN**

美制JIC外螺纹74° 外锥过板接头
JIC MALE 74° CONE BULKHEAD

代 号 PART NO.	螺 纹 THREAD		尺 寸 DIMENSIONS				
	E	F	A	B	L	S1	S2
6J-04	7/16"X20	7/16"X20	14	32.5	52.5	17	17
6J-05	1/2"X20	1/2"X20	14	32.5	52.5	19	19
6J-06	9/16"X18	9/16"X18	14.1	32.5	54.5	22	22
6J-08	3/4"X16	3/4"X16	16.7	36.5	61.5	24	24
6J-10	7/8"X14	7/8"X14	19.3	40	69.5	30	30
6J-12	1.1/16"X12	1.1/16"X12	21.9	44.5	78.5	36	36
6J-14	1.3/16"X12	1.3/16"X12	22.6	44.5	79.2	38	38
6J-16	1.5/16"X12	1.5/16"X12	23.1	44.5	79.8	41	41
6J-20	1.5/8"X12	1.5/8"X12	24.3	45.7	84	50	50
6J-24	1.7/8"X12	1.7/8"X12	27.5	46	89.5	55	55
6J-32	2.1/2"X12	2.1/2"X12	33.9	53.1	106.5	70	70

注：如需带美制JIC锁母8J-X订货，则请在代号后加“LN”，如6J-12N。螺母及衬套需另行订货。管子直径D为公制时，配用螺母及衬套分别选用NB200、NB500。管子直径为英制时，配用螺母及衬套分别选用NB200、NB300。

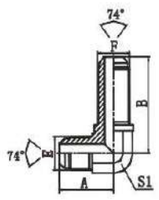

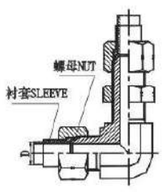

6J9 **6J9-LN**

90° 弯美制JIC外螺纹 74° 外锥过板接头
90° ELBOW JIC MALE 74° CONE BULKHEAD

代 号 PART NO.	螺 纹 THREAD		尺 寸 DIMENSIONS			
	E	F	A	B	S1	S2
6J9-04	7/16"X20	7/16"X20	24.5	40.4	11	17
6J9-05	1/2"X20	1/2"X20	26.6	43.7	14	19
6J9-06	9/16"X18	9/16"X18	27.7	46	14	22
6J9-08	3/4"X16	3/4"X16	34.5	53.5	19	24
6J9-10	7/8"X14	7/8"X14	39.6	60.7	22	30
6J9-12	1.1/16"X12	1.1/16"X12	45.2	67.8	27	36
6J9-14	1.3/16"X12	1.3/16"X12	48.2	69.5	30	38
6J9-16	1.5/16"X12	1.5/16"X12	50	71	33	41
6J9-20	1.5/8"X12	1.5/8"X12	57.5	79.2	41	50

注：如需带美制JIC锁母8J-X订货，则请在代号后加“LN”，如6J-12N。螺母及衬套需另行订货。管子直径D为公制时，配用螺母及衬套分别选用NB200、NB500。管子直径为英制时，配用螺母及衬套分别选用NB200、NB300。

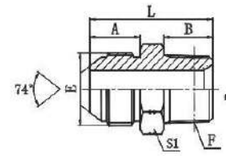

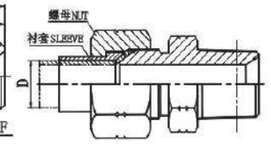

1JN

JIC外螺纹74° 外锥/ 布锥管外螺纹
JIC MALE 74° CONE / NPT MALE

代 号 PART NO.	螺 纹 THREAD		尺 寸 DIMENSIONS			
	E	F	A	B	L	S1
1JN-02	5/16"X24	Z1/8"X27	11.4	10.5	28	12
1JN-04-02	7/16"X20	Z1/8"X27	14	10.5	30.5	12
1JN-04	7/16"X20	Z1/4"X18	14	15	35	17
1JN-04-06	7/16"X20	Z3/8"X18	14	16	36	19
1JN-04-08	7/16"X20	Z1/2"X14	14	19.5	41.5	24
1JN-05-04	1/2"X20	Z1/4"X18	14	15	35	17
1JN-05-06	1/2"X20	Z3/8"X18	14	16	36	19
1JN-05-08	1/2"X20	Z1/2"X14	14	19.5	41.5	24
1JN-06-04	9/16"X18	Z1/4"X18	14.1	15	34.5	17
1JN-06	9/16"X18	Z3/8"X18	14.1	16	36	19
1JN-06-08	9/16"X18	Z1/2"X14	14.1	19.5	41.5	24
1JN-08-04	3/4"X16	Z1/4"X18	16.7	15	39	22
1JN-08-06	3/4"X16	Z3/8"X18	16.7	16	40	22
1JN-08	3/4"X16	Z1/2"X14	16.7	19.5	44	24
1JN-08-12	3/4"X16	Z3/4"X14	16.7	19.5	46.5	30
1JN-10-06	7/8"X14	Z3/8"X18	19.3	16	43.5	24
1JN-10-08	7/8"X14	Z1/2"X14	19.3	19.5	47	24
1JN-10-12	7/8"X14	Z3/4"X14	19.3	19.5	49	30
1JN-12-08	1.1/16"X12	Z1/2"X14	21.9	19.5	51	30
1JN-12	1.1/16"X12	Z3/4"X14	21.9	19.5	51.5	30
1JN-12-16	1.1/16"X12	Z1"X11.5	21.9	25.5	58.5	36
1JN-12-20	1.1/16"X12	Z1.1/4"X11.5	21.9	26.5	61.5	46
1JN-14-12	1.3/16"X12	Z3/4"X14	22.6	19.5	53	32
1JN-16-12	1.5/16"X12	Z3/4"X14	23.1	19.5	53.5	36
1JN-16	1.5/16"X12	Z1"X11.5	23.1	25.5	58.5	36
1JN-16-20	1.5/16"X12	Z1.1/4"X11.5	23.1	26.5	62.5	46
1JN-16-24	1.5/16"X12	Z1.1/2"X11.5	23.1	27.5	65.5	50
1JN-20-16	1.5/8"X12	Z1"X11.5	24.3	25.5	63	46
1JN-20	1.5/8"X12	Z1.1/4"X11.5	24.3	26.5	63.5	46
1JN-20-24	1.5/8"X12	Z1.1/2"X11.5	24.3	27.5	67	50
1JN-24-20	1.7/8"X12	Z1.1/4"X11.5	27.5	26.5	69	50
1JN-24	1.7/8"X12	Z1.1/2"X11.5	27.5	27.5	70	50
1JN-24-32	1.7/8"X12	Z2"X11.5	27.5	27.5	72	65
1JN-32	2.1/2"X12	Z2"X11.5	33.9	27.5	78.5	65
1JN-32-20	2.1/2"X12	Z1.1/4"X11.5	33.9	26.5	77	65
1JN-32-24	2.1/2"X12	Z1.1/2"X11.5	33.9	27.5	78.5	65

注：螺母及衬套需另行订货。管子直径D为公制时，配用螺母及衬套分别选用NB200、NB500。管子直径为英制时，配用螺母及衬套分别选用NB200、NB300。 Note: Nut and sleeve should be ordered separately.The nut NB200 and sleeve NB500 is suitable for metric tube,the nut NB200 and sleeve NB300 is suitable for inch tube.

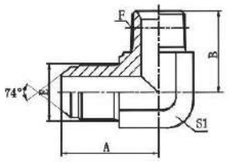

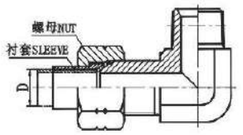

1JN9

90° 弯JIC外螺纹74° 外锥/布锥管外螺纹

90° ELBOW JIC MALE 74° CONE / NPT MALE

代 号 PART NO.	螺 纹 THREAD		尺 寸 DIMENSIONS		
	E	F	A	B	S1
1JN9-02	5/16"X24	Z1/8"X27	21	21	11
1JN9-03-02	3/8"X24	Z1/8"X27	22	21	11
1JN9-04	7/16"X20	Z1/4"X18	26.6	25.5	14
1JN9-04-02	7/16"X20	Z1/8"X27	24.5	21	11
1JN9-04-06	7/16"X20	Z3/8"X18	29.5	31	19
1JN9-05-02	1/2"X20	Z1/8"X27	26.6	23.5	14
1JN9-05-04	1/2"X20	Z1/4"X18	26.6	25.5	14
1JN9-05-06	1/2"X20	Z3/8"X18	29.5	31	19
1JN9-06	9/16"X18	Z3/8"X18	29	31	19
1JN9-06-04	9/16"X18	Z1/4"X18	26.9	25.5	14
1JN9-06-08	9/16"X18	Z1/2"X14	32	36.7	22
1JN9-08	3/4"X16	Z1/2"X14	33	37	22
1JN9-08-04	3/4"X16	Z1/4"X18	33	28.5	19
1JN9-08-06	3/4"X16	Z3/8"X18	32	29.5	19
1JN9-08-12	3/4"X16	Z3/4"X14	37.9	44	27
1JN9-10-06	7/8"X14	Z3/8"X18	37.8	32.5	22
1JN9-10-08	7/8"X14	Z1/2"X14	37.8	37.3	22
1JN9-10-12	7/8"X14	Z3/4"X14	41	44	27
1JN9-10-16	7/8"X14	Z1"X11.5	44.5	50	33
1JN9-12	1.1/16"X12	Z3/4"X14	44.2	44	27
1JN9-12-08	1.1/16"X12	Z1/2"X14	44.2	40	27
1JN9-12-16	1.1/16"X12	Z1"X11.5	49	50	33
1JN9-12-20	1.1/16"X12	Z1.1/4"X11.5	52.5	54.5	41
1JN9-14-12	1.3/16"X12	Z3/4"X14	47.5	45	30
1JN9-14-16	1.3/16"X12	Z1"X11.5	48.7	50	33
1JN9-16	1.5/16"X12	Z1"X11.5	49	50	33
1JN9-16-12	1.5/16"X12	Z3/4"X14	49	45.2	33
1JN9-16-20	1.5/16"X12	Z1.1/4"X11.5	54	54.5	41
1JN9-16-24	1.5/16"X12	Z1.1/2"X11.5	59.4	59.5	48
1JN9-20	1.5/8"X12	Z1.1/4"X11.5	55.5	54.5	41
1JN9-20-16	1.5/8"X12	Z1"X11.5	55.5	54.5	41
1JN9-20-24	1.5/8"X12	Z1.1/2"X11.5	59.4	63	48
1JN9-24	1.7/8"X12	Z1.1/2"X11.5	62.5	63	48
1JN9-24-20	1.7/8"X12	Z1.1/4"X11.5	62.5	58.5	48
1JN9-32-24	2.1/2"X12	Z1.1/2"X11.5	75.4	70	63
1JN9-32	2.1/2"X12	Z2"X11.5	75.4	67.5	63

注：螺母及衬套需另行订货。管子直径D为公制时，配用螺母及衬套分别选用NB200、NB500。管子直径为英制时，配用螺母及衬套分别选用NB200、NB300。 Note： Nut and sleeve should be ordered separately.The nut NB200 and sleeve NB500 is suitable for metric tube,the nut NB200 and sleeve NB300 is suitable for inch tube.

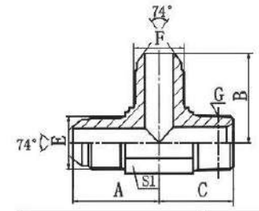

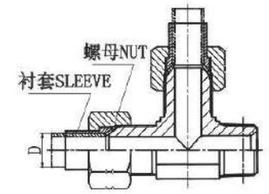

AJJN

美制JIC外螺纹74° 外锥/布锥管外螺纹主支三通

JIC MALE 74° CONE / NPT MALE RUN TEE

代 号 PART NO.	螺 纹 THREAD			尺 寸 DIMENSIONS			
	E	F	G	A	B	C	S1
AJJN-04	7/16"X20	7/16"X20	Z1/4"X18	26.6	26.6	25.5	14
AJJN-04-04-02	7/16"X20	7/16"X20	Z1/8"X27	24.5	24.5	21	11
AJJN-05-05-02	1/2"X20	1/2"X20	Z1/8"X27	26.5	26.5	23.5	14
AJJN-05-05-04	1/2"X20	1/2"X20	Z1/4"X18	26.5	26.5	25.5	14
AJJN-06	9/16"X18	9/16"X18	Z3/8"X18	30	30	31	19
AJJN-06-06-04	9/16"X18	9/16"X18	Z1/4"X18	26.9	26.9	25.5	14
AJJN-08	3/4"X16	3/4"X16	Z1/2"X14	34.8	34.8	36.7	22
AJJN-08-08-06	3/4"X16	3/4"X16	Z3/8"X18	32	32	31	19
AJJN-10-10-08	7/8"X14	7/8"X14	Z1/2"X14	37.8	37.8	36.7	22
AJJN-10-10-12	7/8"X14	7/8"X14	Z3/4"X14	41	41	44	27
AJJN-12	1.1/16"X12	1.1/16"X12	Z3/4"X14	44.2	44.2	44	27
AJJN-16	1.5/16"X12	1.5/16"X12	Z1"X11.5	49	49	50	33
AJJN-20	1.5/8"X12	1.5/8"X12	Z1.1/4"X11.5	55.5	55.5	54.5	41
AJJN-24	1.7/8"X12	1.7/8"X12	Z1.1/2"X11.5	62.5	62.5	60	48

注：螺母及衬套需另行订货。管子直径D为公制时，配用螺母及衬套分别选用NB200、NB500。管子直径为英制时，配用螺母及衬套分别选用NB200、NB300。 Note： Nut and sleeve should be ordered separately.The nut NB200 and sleeve NB500 is suitable for metric tube,the nut NB200 and sleeve NB300 is suitable for inch tube.

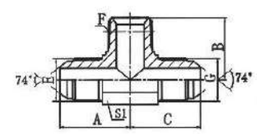

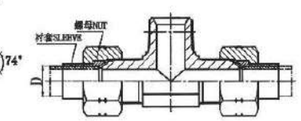

AJNJ

美制JIC外螺纹74° 外锥/布锥管外螺纹分支三通

JIC MALE74° CONE/ NPT MALE BRANCH TEE

代 号 PART NO.	螺 纹 THREAD			尺 寸 DIMENSIONS			
	E	F	G	A	B	C	S1
AJNJ-04	7/16"X20	Z1/4"X18	7/16"X20	26.6	25.5	26.6	14
AJNJ-04-02-04	7/16"X20	Z1/8"X27	7/16"X20	24.5	21	24.5	11
AJNJ-05-02-05	1/2"X20	Z1/8"X27	1/2"X20	26.6	23.5	26.6	14
AJNJ-05-04-05	1/2"X20	Z1/4"X18	1/2"X20	26.6	25.5	26.6	14
AJNJ-06	9/16"X18	Z3/8"X18	9/16"X18	30	31	30	19
AJNJ-06-04-06	9/16"X18	Z1/4"X18	9/16"X18	26.9	25.5	26.9	14
AJNJ-06-08-06	9/16"X18	Z1/2"X14	9/16"X18	32	36.7	32	22
AJNJ-08	3/4"X16	Z1/2"X14	3/4"X16	34.8	37.3	34.8	22
AJNJ-08-06-08	3/4"X16	Z3/8"X18	3/4"X16	32	31	32	19
AJNJ-10-08-10	7/8"X14	Z1/2"X14	7/8"X14	37.8	36.7	37.8	22
AJNJ-12	1.1/16"X12	Z3/4"X14	1.1/16"X12	44.2	44	44.2	27
AJNJ-16	1.5/16"X12	Z1"X11.5	1.5/16"X12	49	50	49	33
AJNJ-20	1.5/8"X12	Z1.1/4"X11.5	1.5/8"X12	55.5	54.5	55.5	41
AJNJ-24	1.7/8"X12	Z1.1/2"X11.5	1.7/8"X12	62.5	63	62.5	48

注：螺母及衬套需另行订货。管子直径D为公制时，配用螺母及衬套分别选用NB200、NB500。管子直径为英制时，配用螺母及衬套分别选用NB200、NB300。 Note： Nut and sleeve should be ordered separately.The nut NB200 and sleeve NB500 is suitable for metr ic tube,the nut NB200 and sleeve NB300 is suitable for inch tube.

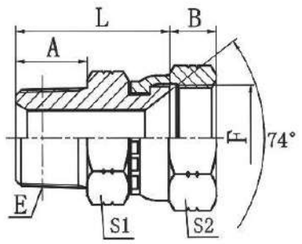

2NJ

布锥管外螺纹/JIC内螺纹74° 内锥

NPT MALE/JIC FEMALE 74° SEAT

代 号 PART NO.	螺纹 THREAD		尺 寸 DIMENSIONS				
	E	F	A	B	L	S1	S2
2NJ-02-04	Z1/8"X27	7/16"X20	10.5	9	24.5	12	17
2NJ-02-05	Z1/8"X27	1/2"X20	10.5	9	25	12	17
2NJ-04	Z1/4"X18	7/16"X20	15	9	29	17	17
2NJ-04-05	Z1/4"X18	1/2"X20	15	9	29.5	17	17
2NJ-04-06	Z1/4"X18	9/16"X18	15	10.5	29.5	17	19
2NJ-04-08	Z1/4"X18	3/4"X16	15	10.5	31.5	19	24
2NJ-06	Z3/8"X18	9/16"X18	16	10.5	30.5	19	19
2NJ-06-08	Z3/8"X18	3/4"X16	16	10.5	32.5	19	24
2NJ-06-10	Z3/8"X18	7/8"X14	16	12	35	22	27
2NJ-08	Z1/2"X14	3/4"X16	19.5	10.5	37.5	22	24
2NJ-08-06	Z1/2"X14	9/16"X18	19.5	10.5	36	22	19
2NJ-08-10	Z1/2"X14	7/8"X14	19.5	12	38	22	27
2NJ-08-12	Z1/2"X14	1.1/16"X12	19.5	15	42	27	32
2NJ-12	Z3/4"X14	1.1/16"X12	19.5	15	42	30	32
2NJ-12-08	Z3/4"X14	3/4"X16	19.5	10.5	40	30	24
2NJ-12-10	Z3/4"X14	7/8"X14	19.5	12	40.5	30	27
2NJ-12-16	Z3/4"X14	1.5/16"X12	19.5	16	42.5	32	41
2NJ-16	Z1"X11.5	1.5/16"X12	25.5	16	48	36	41
2NJ-16-12	Z1"X11.5	1.1/16"X12	25.5	15	49	36	32
2NJ-16-20KJ	Z1"X11.5	1.5/8"X12	25.5	17	55	41	50
2NJ-20KJ	Z1.1/4"X11.5	1.5/8"X12	26.5	17	56	46	50
2NJ-20-24KJ	Z1.1/4"X11.5	1.7/8"X12	26.5	20	57.5	46	60
2NJ-24-20KJ	Z1.1/2"X11.5	1.5/8"X12	27.5	17	58.5	50	50
2NJ-24KJ	Z1.1/2"X11.5	1.7/8"X12	27.5	23.5	60.5	50	60

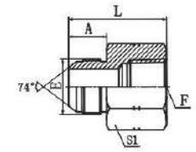

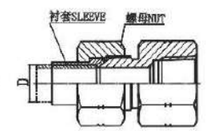

5JN

美制JIC外螺纹74° 外锥/布锥管内螺纹

JIC MALE 74° CONE / NPT FEMALE

代 号 PART NO.	螺 纹 THREAD		尺 寸 DIMENSIONS		
	E	F	A	L	S1
5JN-04-02	7/16"X20	Z1/8"X27	14	12	17
5JN-04	7/16"X20	Z1/4"X18	14	34.5	19
5JN-05-04	1/2"X20	Z1/4"X18	14	35.3	19
5JN-06-04	9/16"X18	Z1/4"X18	14.1	35.6	19
5JN-06	9/16"X18	Z3/8"X18	14.1	37.1	22
5JN-06-08	9/16"X18	Z1/2"X14	14.1	42.5	30
5JN-08-06	3/4"X16	Z3/8"X18	16.7	39.6	22
5JN-08	3/4"X16	Z1/2"X14	16.7	45.6	30
5JN-08-12	3/4"X16	Z3/4"X14	16.7	45	36
5JN-10-08	7/8"X14	Z1/2"X14	19.3	48	30
5JN-10-12	7/8"X14	Z3/4"X14	19.3	49.7	36
5JN-12-08	1.1/16"X12	Z1/2"X14	21.9	52.1	30
5JN-12	1.1/16"X12	Z3/4"X14	21.9	52.3	36
5JN-16-12	1.5/16"X12	Z3/4"X14	23.1	50	36
5JN-16	1.5/16"X12	Z1"X11.5	23.1	59.7	41
5JN-20	1.5/8"X12	Z1.1/4"X11.5	24.3	61.5	50
5JN-24	1.7/8"X12	Z1.1/2"X11.5	27.5	62.5	60
5JN-32	2.1/2"X12	Z2"X11.5	33.9	70	70

注：螺母及衬套需另行订货。管子直径D为公制时，配用螺母及衬套分别选用NB200、NB500。管子直径为英制时，配用螺母及衬套分别选用NB200、NB300。

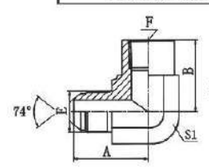

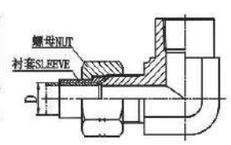

5JN9

90° 弯JIC外螺纹74° 外锥/布锥管内螺纹

90° ELBOW JIC MALE 74° CONE/ NPT FEMALE

代 号 PART NO.	螺 纹 THREAD		尺 寸 DIMENSIONS		
	E	F	A	B	S1
5JN9-04-02	7/16"X20	Z1/8"X27	27.5	16.8	16
5JN9-04	7/16"X20	Z1/4"X18	30.9	22.4	19
5JN9-06-04	9/16"X18	Z1/4"X18	31.2	22.4	19
5JN9-06	9/16"X18	Z3/8"X18	33.5	25.9	24
5JN9-08-04	3/4"X16	Z1/4"X18	31.6	22.4	19
5JN9-08	3/4"X16	Z1/2"X14	39.5	31.2	30
5JN9-12-08	1.1/16"X12	Z1/2"X14	46	31.2	30
5JN9-12	1.1/16"X12	Z3/4"X14	48	34.5	33
5JN9-12-16	1.1/16"X12	Z1"X11.5	52.5	41.1	41
5JN9-16-12	1.5/16"X12	Z3/4"X14	49	34.5	33
5JN9-16	1.5/16"X12	Z1"X11.5	55.1	41.1	41
5JN9-20	1.5/8"X12	Z1.1/4"X11.5	59.2	43.2	48
5JN9-24	1.7/8"X12	Z1.1/2"X11.5	73.4	52.8	63

注：螺母及衬套需另行订货。管子直径D为公制时，配用螺母及衬套分别选用NB200、NB500。管子直径为英制时，配用螺母及衬套分别选用NB200、NB300。

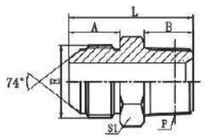

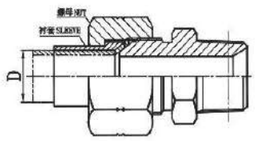

1JT-SP

美制JIC外螺纹74° 外锥/英锥管外螺纹

JIC MALE 74° CONE / BSPT MALE

代号 PART NO.	螺纹 THREAD		尺寸 DIMENSIONS			
	E	F	A	B	L	S1
1JT-04-02SP	7/16"X20	R1/8"X28	14	10.5	30	12
1JT-04SP	7/16"X20	R1/4"X19	14	14.5	34.5	14
1JT-04-06SP	7/16"X20	R3/8"X19	14	15	35	17
1JT-05-02SP	1/2"X20	R1/8"X28	14	10.5	30.5	14
1JT-05-04SP	1/2"X20	R1/4"X19	14	14.5	34	14
1JT-06-02SP	9/16"X18	R1/8"X28	14.1	10.5	30.5	17
1JT-06-04SP	9/16"X18	R1/4"X19	14.1	14.5	34	17
1JT-06SP	9/16"X18	R3/8"X19	14.1	15	35	17
1JT-06-08SP	9/16"X18	R1/2"X14	14.1	20	41	22
1JT-08-06SP	3/4"X16	R3/8"X19	16.7	15	39	22
1JT-08SP	3/4"X16	R1/2"X14	16.7	20	44.5	22
1JT-08-12SP	3/4"X16	R3/4"X14	16.7	20	46	30
1JT-10-06SP	7/8"X14	R3/8"X19	19.3	15	42.5	24
1JT-10-08SP	7/8"X14	R1/2"X14	19.3	20	46.5	24
1JT-10-12SP	7/8"X14	R3/4"X14	19.3	20	48.5	30
1JT-12-08SP	1.1/16"X12	R1/2"X14	21.9	20	51	30
1JT-12SP	1.1/16"X12	R3/4"X14	21.9	20	51	30
1JT-12-16SP	1.1/16"X12	R1"X11	21.9	25.5	57.5	36
1JT-14-12SP	1.3/16"X12	R3/4"X14	22.6	20	52.5	32
1JT-14-16SP	1.3/16"X12	R1"X11	22.6	25.5	57.5	36
1JT-16-12SP	1.5/16"X12	R3/4"X14	23.1	20	53	36
1JT-16SP	1.5/16"X12	R1"X11	23.1	25.5	59	36
1JT-16-20SP	1.5/16"X12	R1.1/4"X11	23.1	26.5	61.5	46
1JT-20-16SP	1.5/8"X12	R1"X11	24.3	25.5	63	46
1JT-20SP	1.5/8"X12	R1.1/4"X11	24.3	26.5	63	46
1JT-20-24SP	1.5/8"X12	R1.1/2"X11	24.3	26.5	66.5	50
1JT-24-20SP	1.7/8"X12	R1.1/4"X11	27.5	26.5	67.5	50
1JT-24SP	1.7/8"X12	R1.1/2"X11	27.5	26.5	69.5	50
1JT-24-32SP	1.7/8"X12	R2"X11	27.5	30	74.5	65
1JT-32-24SP	2.1/2"X12	R1.1/2"X11	33.9	26.5	77.5	65
1JT-32SP	2.1/2"X12	R2"X11	33.9	30	80	65

注：螺母及衬套需另行订货。管子直径D为公制时，配用螺母及衬套分别选用NB200、NB500。管子直径为英制时，配用螺母及衬套分别选用NB200、NB300。 Note： Nut and sleeve should be ordered separately.The nut NB200 and sleeve NB500 is suitable for metric tube,the nut NB200 and sleeve NB300 is suitable for inch tube.

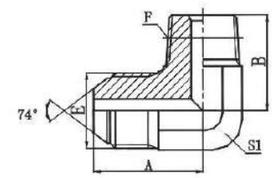

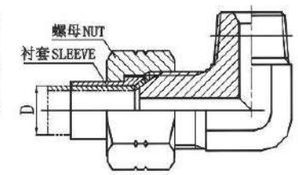

1JT9-SP

90° 弯美制JIC外螺纹74° 外锥/ 英锥管外螺纹

90° ELBOW JIC MALE 74° CONE / BSPT MALE

代号 PART NO.	螺纹 THREAD		尺寸 DIMENSIONS		
	E	F	A	B	S1
1JT9-02SP	5/16"X24	R1/8"X28	20.5	21	11
1JT9-04-02SP	7/16"X20	R1/8"X28	24.5	21	11
1JT9-04SP	7/16"X20	R1/4"X19	26.6	25.5	14
1JT9-04-06SP	7/16"X20	R3/8"X19	27.5	28	16
1JT9-05-02SP	1/2"X20	R1/8"X28	26.6	23.5	14
1JT9-05-04SP	1/2"X20	R1/4"X19	26.6	25.5	14
1JT9-06-02SP	9/16"X18	R1/8"X28	26.9	23.5	14
1JT9-06-04SP	9/16"X18	R1/4"X19	26.9	25.5	14
1JT9-06SP	9/16"X18	R3/8"X19	28.5	28.5	16
1JT9-06-08SP	9/16"X18	R1/2"X14	32	36	22
1JT9-08-04SP	3/4"X16	R1/4"X19	32	28	19
1JT9-08-06SP	3/4"X16	R3/8"X19	32	30	19
1JT9-08SP	3/4"X16	R1/2"X14	34.8	36.5	22
1JT9-08-12SP	3/4"X16	R3/4"X14	37.9	43.5	27
1JT9-10-06SP	7/8"X14	R3/8"X19	38	32	22
1JT9-10-08SP	7/8"X14	R1/2"X14	37.8	36	22
1JT9-10-12SP	7/8"X14	R3/4"X14	41	43.5	27
1JT9-12-08SP	1.1/16"X12	R1/2"X14	44.2	40	27
1JT9-12SP	1.1/16"X12	R3/4"X14	44.2	43.5	27
1JT9-12-16SP	1.1/16"X12	R1"X11	47.8	50	33
1JT9-16-12SP	1.5/16"X12	R3/4"X14	49	47.5	33
1JT9-16SP	1.5/16"X12	R1"X11	49	50	33
1JT9-16-20SP	1.5/16"X12	R1.1/4"X11	54	56.5	41
1JT9-20-16SP	1.5/8"X12	R1"X11	55.5	56.5	41
1JT9-20SP	1.5/8"X12	R1.1/4"X11	55.5	56.5	41
1JT9-24-20SP	1.7/8"X12	R1.1/4"X11	62.5	61	48
1JT9-24SP	1.7/8"X12	R1.1/2"X11	62.5	62.5	48
1JT9-24-32SP	1.7/8"X12	R2"X11	74.5	67	63
1JT9-32SP	2.1/2"X12	R2"X11	75.4	67	63

注：螺母及衬套需另行订货。管子直径D为公制时，配用螺母及衬套分别选用NB200、NB500。管子直径为英制时，配用螺母及衬套分别选用NB200、NB300。 Note： Nut and sleeve should be ordered separately.The nut NB200 and sleeve NB500 is suitable for metric tube,the nut NB200 and sleeve NB300 is suitable for inch tube.

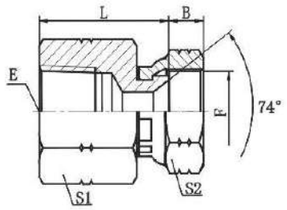

7NJ-S

布锥管内螺纹/ JIC内螺纹74° 内锥
NPT FEMALE / JIC FEMALE 74° SEAT

代 号 PART NO.	螺 纹 THREAD		尺 寸 DIMENSIONS			
	E	F	B	L	S1	S2
7NJ-04S	Z1/4"X18	7/16"X20	9	29	19	15
7NJ-04-06S	Z1/4"X18	9/16"X18	10.5	28	19	19
7NJ-06S	Z3/8"X18	9/16"X18	10.5	30	24	19
7NJ-06-08S	Z3/8"X18	3/4"X16	11	32	24	24
7NJ-08S	Z1/2"X14	3/4"X16	11	37.5	30	24
7NJ-08-10S	Z1/2"X14	7/8"X14	14	38	30	27
7NJ-08-12S	Z1/2"X14	1.1/16"X12	15	37.5	30	32
7NJ-12S	Z3/4"X14	1.1/16"X12	15	40.5	36	32
7NJ-16S	Z1"X11.5	1.5/16"X12	16	47.5	41	41
7NJ-20S	Z1.1/4"X11.5	1.5/8"X12	16.1	52	50	50
7NJ-24S	Z1.1/2"X11.5	1.7/8"X12	20	53.5	60	55

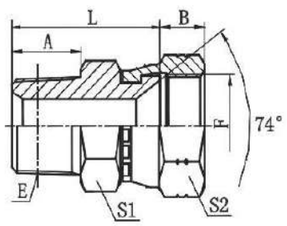

2TJ-SP

英锥管外螺纹/ 美制JIC内螺纹74° 内锥
BSPT MALE / JIC FEMALE 74° SEAT

代 号 PART NO.	螺 纹 THREAD		尺 寸 DIMENSIONS				
	E	F	A	B	L	S1	S2
2TJ-02-04SP	R1/8"X28	7/16"X20	10	9	24	12	17
2TJ-04SP	R1/4'X19	7/16"X20	14	9	28	14	17
2TJ-04-05SP	R1/4'X19	1/2"X20	14	9	28.5	14	17
2TJ-04-06SP	R1/4'X19	9/16"X18	14	10.5	28.5	14	19
2TJ-06-05SP	R3/8"X19	1/2"X20	15	9	29.5	17	17
2TJ-06SP	R3/8"X19	9/16"X18	15	10.5	29.5	17	19
2TJ-08SP	R1/2"X14	3/4"X16	19	10.5	37.5	24	24
2TJ-08-10SP	R1/2"X14	7/8"X14	19	12	38	24	27
2TJ-08-12SP	R1/2"X14	1.1/16"X12	20	15	41.5	27	32
2TJ-12SP	R3/4"X14	1.1/16"X12	19	15	41.5	30	32
2TJ-12-16SP	R3/4"X14	1.5/16"X12	20	16	43.5	32	41
2TJ-16SP	R1"X11	1.5/16"X12	24	16	47.5	36	41
2TJ-20SP	R1.1/4"X11	1.5/8"X12	25	17	55	46	50
2TJ-24SP	R1.1/2"X11	1.7/8"X12	26.5	20	59.5	50	55

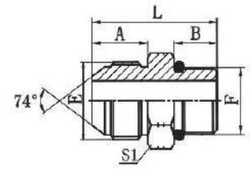

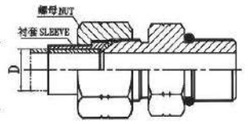

美制JIC外螺纹74° 外锥/ SAE外螺纹 带O形圈轻系列ISO 11926-3
JIC MALE 74° CONE / SAE O-RING BOSS L-SERIES ISO 11926-3

1JO

代 号 PART NO.	螺 纹 THREAD		O形圈 O-RING	尺 寸 DIMENSIONS			
	E	F	F端	A	B	L	S1
1JO-04-02	7/16"X20	5/16"X24	O902	14	7.5	27.5	12
1JO-04-03	7/16"X20	3/8"X24	O903	14	7.54	27.5	14
1JO-04	7/16"X20	7/16"X20	O904	14	9.14	29	14
1JO-04-05	7/16"X20	1/2"X20	O905	14	9.14	29	17
1JO-04-06	7/16"X20	9/16"X18	O906	14	9.93	30	17
1JO-05-04	1/2"X20	7/16"X20	O904	14	9.14	29	14
1JO-05-06	1/2"X20	9/16"X18	O906	14	9.93	30	17
1JO-06	9/16"X18	9/16"X18	O906	14.1	9.93	30	17
1JO-06-04	9/16"X18	7/16"X20	O904	14.1	9.14	29	17
1JO-06-05	9/16"X18	1/2"X20	O905	14.1	9.14	29.5	17
1JO-06-08	9/16"X18	3/4"X16	O908	14.1	11	33	22
1JO-08	3/4"X16	3/4"X16	O908	16.7	11	36	22
1JO-08-06	3/4"X16	9/16"X18	O906	16.7	9.93	35	22
1JO-08-10	3/4"X16	7/8"X14	O910	16.7	12.7	40	27
1JO-08-12	3/4"X16	1.1/16"X12	O912	16.7	15.09	43	32
1JO-10	7/8"X14	7/8"X14	O910	19.3	12.7	42.5	27
1JO-10-08	7/8"X14	3/4"X16	O908	19.3	11	42	24
1JO-10-12	7/8"X14	1.1/16"X12	O912	19.3	15.09	45.5	32
1JO-12	1.1/16"X12	1.1/16"X12	O912	21.9	15.09	48	32
1JO-12-08	1.1/16"X12	3/4"X16	O908	21.9	11.13	46	30
1JO-12-10	1.1/16"X12	7/8"X14	O910	21.9	12.7	48	30
1JO-12-16	1.1/16"X12	1.5/16"X12	O916	21.9	15.09	48	41
1JO-14	1.3/16"X12	1.3/16"X12	O914	22.6	15.09	48.5	36
1JO-14-12	1.3/16"X12	1.1/16"X12	O912	22.6	15.09	48.5	32
1JO-16	1.5/16"X12	1.5/16"X12	O916	23.1	15.09	49	41
1JO-16-12	1.5/16"X12	1.1/16"X12	O912	23.1	15.09	52.5	36
1JO-16-14	1.5/16"X12	1.3/16"X12	O914	23.1	15.09	49	36
1JO-16-20	1.5/16"X12	1.5/8"X12	O920	23.1	15.09	53	50
1JO-20	1.5/8"X12	1.5/8"X12	O920	24.3	15.09	54.5	50
1JO-20-16	1.5/8"X12	1.5/16"X12	O916	24.3	15.09	56.5	46
1JO-20-24	1.5/8"X12	1.7/8"X12	O924	24.3	15.09	54.5	55
1JO-24	1.7/8"X12	1.7/8"X12	O924	27.5	15.09	61.5	55
1JO-24-20	1.7/8"X12	1.5/8"X12	O920	27.5	15.09	57.5	50
1JO-32	2.1/2"X12	2.1/2"X12	O932	33.9	15.09	66	70

注：螺母及衬套需另行订货。管子直径D为公制时，配用螺母及衬套分别选用NB200、NB500。管子直径为英制时，配用螺母及衬套分别选用NB200、NB300。

Note： Nut and sleeve should be ordered separately.The nut NB200 and sleeve NB500 is suitable for metric tube,the nut NB200 and sleeve NB300 is suitable for inch tube.

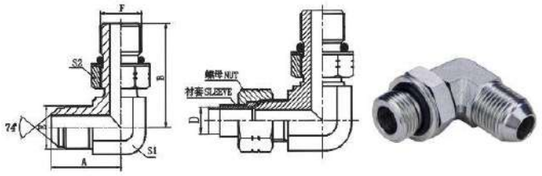

90° 弯美制JIC外螺纹74° 外锥/ SAE外螺纹带O形圈轻系列ISO 11926-3

90° ELBOW JIC MALE 74° CONE /SAE O-RING BOSS L-SERIES ISO 11926-3

1JO9-OG

代 号 PART NO.	螺 纹 THREAD		O形圈 O-RING	尺 寸 DIMENSIONS			
	E	F	F端	A	B	S1	S2
1JO9-04-03OG	7/16"X20	3/8"X24	O903	24.5	28	11	14
1JO9-04OG	7/16"X20	7/16"X20	O904	24.5	27.5	11	17
1JO9-04-05OG	7/16"X20	1/2"X20	O905	26.5	29.9	14	17
1JO9-04-06OG	7/16"X20	9/16"X18	O906	26.5	31.8	14	19
1JO9-05OG	1/2"X20	1/2"X20	O905	26.6	29	14	17
1JO9-05-06OG	1/2"X20	9/16"X18	O906	26.6	31.8	14	19
1JO9-06-04OG	9/16"X18	7/16"X20	O904	26.9	30	14	17
1JO9-06-05OG	9/16"X18	1/2"X20	O905	26.9	29.9	14	17
1JO9-06OG	9/16"X18	9/16"X18	O906	26.9	31.8	14	19
1JO9-06-08OG	9/16"X18	3/4"X16	O908	30	36.8	19	24
1JO9-08-o4OG	3/4"X16	7/16"X20	O904	32	33	19	17
1JO9-08-06OG	3/4"X16	9/16"X18	O906	33	33.5	19	19
1JO9-08OG	3/4"X16	3/4"X16	O908	33	38	19	24
1JO9-08-10OG	3/4"X16	7/8"X14	O910	34.8	44	22	27
1JO9-08-12OG	3/4"X16	1.1/16"X12	O912	38.9	51	27	32
1JO9-10-08OG	7/8"X14	3/4"X16	O908	38	40	22	27
1JO9-10OG	7/8"X14	7/8"X14	O910	37.8	44	22	27
1JO9-10-12OG	7/8"X14	1.1/16"X12	O912	41	51	27	32
1JO9-12-08OG	1.1/16"X12	3/4"X16	O908	45	44	27	24
1JO9-12-10OG	1.1/16"X12	7/8"X14	O910	44.3	49	27	27
1JO9-12OG	1.1/16"X12	1.1/16"X12	O912	44.3	51	27	32
1JO9-12-16OG	1.1/16"X12	1.5/16"X12	O916	48	54.5	33	41
1JO9-14OG	1.3/16"X12	1.3/16"X12	O914	47.5	53	30	36
1JO9-14-16OG	1.3/16"X12	1.5/16"X12	O916	48.5	54.5	33	41
1JO9-16-12OG	1.5/16"X12	1.1/16"X12	O912	48.8	54.5	33	32
1JO9-16-14OG	1.5/16"X12	1.3/16"X12	O914	49	56	33	36
1JO9-16OG	1.5/16"X12	1.5/16"X12	O916	49	54.5	33	41
1JO9-16-20OG	1.5/16"X12	1.5/8"X12	O920	54	59.5	41	50
1JO9-20-16OG	1.5/8"X12	1.5/16"X12	O916	55.5	59.5	41	41
1JO9-20OG	1.5/8"X12	1.5/8"X12	O920	55.3	59.5	41	50
1JO9-20-24OG	1.5/8"X12	1.7/8"X12	O924	59.4	63	48	55
1JO9-24OG	1.7/8"X12	1.7/8"X12	O924	62.5	63	48	55
1JO9-32OG	2.1/2"X12	2.1/2"X12	O932	80	76	63	70

注： 1 螺母及衬套需另行订货。管子直径D为公制时，配用螺母及衬套分别选用NB200、NB500。管子直径为英制时，配用螺母及衬套分别选用NB200、NB300。 2 F端与ISO 11926-1油口相配。

Note： 1 Nut and sleeve should be ordered separately.The nut NB200 and sleeve NB500 is suitable for metric tube,the nut NB200 and sleeve NB300 is suitable for inch tube. 2 F end is connected with ISO 11926-1port.

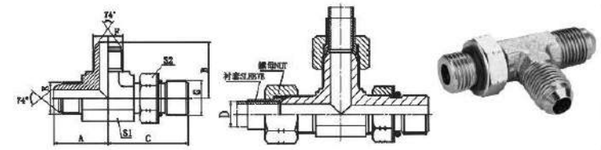

AJJO-OG

美制JIC外螺纹74° 外锥/ SAE外螺纹带O形圈轻系列ISO 11926-3主支三通

JIC MALE 74° CONE / SAE O-RING BOSS L-SERIES ISO 11926-3 RUN TEE

代 号 PART NO.	螺 纹 THREAD			O形圈 O-RING	尺 寸 DIMENSIONS				
	E	F	G	G端	A	B	C	S1	S2
AJJO-04OG	7/16"X20	7/16"X20	7/16"X20	O904	24.5	24.5	27.2	11	17
AJJO-05OG	1/2"X20	1/2"X20	1/2"X20	O905	26.6	26.6	29	14	17
AJJO-05-05-04OG	1/2"X20	1/2"X20	7/16"X20	O904	26.6	26.6	30	14	17
AJJO-06-06-04OG	9/16"X18	9/16"X18	7/16"X20	O904	26.9	26.9	30.1	14	17
AJJO-06-06-05OG	9/16"X18	9/16"X18	1/2"X20	O905	26.9	26.9	30	14	17
AJJO-06-06-08OG	9/16"X18	9/16"X18	3/4"X16	O908	30	30	37.5	19	24
AJJO-08OG	3/4"X16	3/4"X16	3/4"X16	O908	33	33	36.8	19	24
AJJO-08-08-06OG	3/4"X16	3/4"X16	9/16"X18	O906	32	32	33.5	19	19
AJJO-08-08-10OG	3/4"X16	3/4"X16	7/8"X14	O910	34.8	34.8	44	22	27
AJJO-10OG	7/8"X14	7/8"X14	7/8"X14	O910	37.8	37.8	44	22	27
AJJO-10-10-08OG	7/8"X14	7/8"X14	3/4"X16	O908	37.8	37.8	39.5	22	24
AJJO-12OG	1.1/16"X12	1.1/16"X12	1.1/16"X12	O912	44.2	44.2	51	27	32
AJJO-12-12-08OG	1.1/16"X12	1.1/16"X12	3/4"X16	O908	44.2	44.2	43	27	24
AJJO-12-12-10OG	1.1/16"X12	1.1/16"X12	7/8"X14	O910	44.2	44.2	49	27	27
AJJO-16OG	1.5/16"X12	1.5/16"X12	1.5/16"X12	O916	48.8	48.8	54.5	33	41
AJJO-20OG	1.5/8"X12	1.5/8"X12	1.5/8"X12	O920	55.3	55.3	59	41	50
AJJO-24OG	1.7/8"X12	1.7/8"X12	1.7/8"X12	O924	62.5	62.5	63	48	55

注： 1 螺母及衬套需另行订货。管子直径D为公制时，配用螺母及衬套分别选用NB200、NB500。管子直径为英制时，配用螺母及衬套分别选用NB200、NB300。 2 G端与ISO 11926-1油口相配

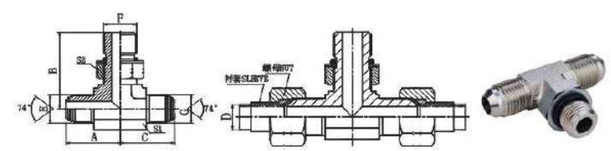

AJOJ-OG

美制JIC外螺纹74° 外锥/ SAE外螺纹带O形圈轻系列ISO 11926-3分支三通

JIC MALE 74° CONE / SAE O-RINGBOSS L-SERIES ISO 11926-3 BRANCH TEE

代 号 PART NO.	螺 纹 THREAD			O形圈 O-RING	尺 寸 DIMENSION				
	E	F	G	F端	A	B	C	S1	S2
AJOJ-04OG	7/16"X20	7/16"X20	7/16"X20	O904	24.5	27.2	24.5	11	17
AJOJ-05-04-05OG	1/2"X20	7/16"X20	1/2"X20	O904	26.6	30	26.6	14	17
AJOJ-06-04-06OG	9/16"X18	7/16"X20	9/16"X18	O904	26.9	30	26.9	14	17
AJOJ-06-05-06OG	9/16"X18	1/2"X20	9/16"X18	O905	26.9	30	26.9	14	17
AJOJ-06OG	9/16"X18	9/16"X18	9/16"X18	O906	26.9	31.8	26.9	14	19
AJOJ-08-06-08OG	3/4"X16	9/16"X18	3/4"X16	O906	32	33.5	32	19	19
AJOJ-08OG	3/4"X16	3/4"X16	3/4"X16	O908	33	36.8	33	19	24
AJOJ-10-08-10OG	7/8"X14	3/4"X16	7/8"X14	O908	38	40	38	22	24
AJOJ-10OG	7/8"X14	7/8"X14	7/8"X14	O910	37.8	44	37.8	22	27
AJOJ-12-08-12OG	1.1/16"X12	3/4"X16	1.1/16"X12	O908	45	44	45	27	24
AJOJ-12-10-12OG	1.1/16"X12	7/8"X14	1.1/16"X12	O910	44.2	49	44.2	27	27
AJOJ-12OG	1.1/16"X12	1.1/16"X12	1.1/16"X12	O912	44.2	51	44.2	27	32
AJOJ-16OG	1.5/16"X12	1.5/16"X12	1.5/16"X12	O916	49	54.5	49	33	41
AJOJ-20-16-20OG	1.5/8"X12	1.5/16"X12	1.5/8"X12	O916	55.5	59.5	55.5	41	41
AJOJ-20OG	1.5/8"X12	1.5/8"X12	1.5/8"X12	O920	55.3	59	55.3	41	50
AJOJ-24OG	1.7/8"X12	1.7/8"X12	1.7/8"X12	O924	62.5	63	62.5	48	55

注： 1 螺母及衬套需另行订货。管子直径D为公制时，配用螺母及衬套分别选用NB200、NB500。管子直径为英制时，配用螺母及衬套分别选用NB200、NB300。 2 F端与ISO 11926-1油口相配

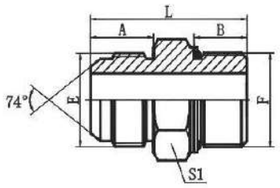

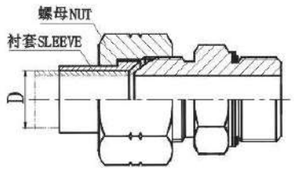

1JG

美制JIC外螺纹74° 外锥/英管外螺纹O形圈

JIC MALE 74° CONE / BSPP MALE O-RING

代 号 PART NO.	螺 纹 THREAD		O形圈 O-RING	尺 寸 DIMENSIONS			
	E	F	F端	A	B	L	S1
1JG-04-02	7/16"X20	G1/8"X28	O011	14	8	29.5	14
1JG-04	7/16"X20	G1/4"X19	O111	14	11	32.5	19
1JG-04-06	7/16"X20	G3/8"X19	O113	14	11.5	34	24
1JG-04-08	7/16"X20	G1/2"X14	O115	14	14	39	27
1JG-05-04	1/2"X20	G1/4"X19	O111	14	10	33	19
1JG-05-08	1/2"X20	G1/2"X14	O115	14	14	39	27
1JG-06-04	9/16"X18	G1/4"X19	O111	14.1	11	31.5	19
1JG-06	9/16"X18	G3/8"X19	O113	14.1	11.5	34	24
1JG-06-08	9/16"X18	G1/2"X14	O115	14.1	14	39	27
1JG-08-04	3/4"X16	G1/4"X19	O111	16.7	11	35.5	22
1JG-08-06	3/4"X16	G3/8"X19	O113	16.7	11.5	37	24
1JG-08	3/4"X16	G1/2"X14	O115	16.7	14	42	27
1JG-08-12	3/4"X16	G3/4"X14	O119	16.7	15.5	43	36
1JG-10-06	7/8"X14	G3/8"X19	O113	19.3	11.5	39.5	24
1JG-10-08	7/8"X14	G1/2"X14	O115	19.3	14	43	27
1JG-10-12	7/8"X14	G3/4"X14	O119	19.3	15.5	48.5	36
1JG-12-08	1.1/16"X12	G1/2"X14	O115	22	14	47.5	30
1JG-12	1.1/16"X12	G3/4"X14	O119	22	15.5	49.5	36
1JG-12-16	1.1/16"X12	G1"X11	O217	22	18	54	41
1JG-12-20	1.1/16"X12	G1.1/4"X11	O222	22	20	57	50
1JG-16-12	1.5/16"X12	G3/4"X14	O119	23	15.5	51	36
1JG-16	1.5/16"X12	G1"X11	O217	23	18	55	41
1JG-16-20	1.5/16"X12	G1.1/4"X11	O222	23	20	59.5	50
1JG-20-16	1.5/8"X12	G1"X11	O217	24.3	18	56.5	46
1JG-20	1.5/8"X12.	G1.1/4"X11	O222	24.3	20	59.5	50
1JG-24-16	1.7/8"X12	G1"X11	021 7	27.5	18	63.5	50
1JG-24-20	1.7/8"X12	G1.1/4"X1 1	O222	27.5	20	65.5	50
1JG-24	1.7/8"X12	G1.1/2"X11	O224	27.5	21.5	64	60

注： 螺母及衬套需另行订货。管子直径D为公制时，配用螺母及衬套分别选用NB200、NB500。管子直径为英制时，配用螺母及衬套分别选用NB200、NB300。

Note： Nut and sleeve should be ordered separately.The nut NB200 and sleeve NB500 is suitable for metric tube,the nut NB200 and sleeve NB300 is suitable for inch tube.

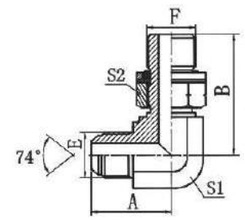

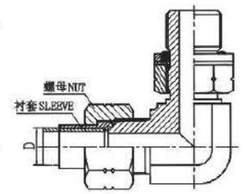

1JG9-OG

90° 弯美制JIC外螺纹74° 外锥/英管外螺纹O形圈

90° ELBOW JIC MALE 74° CONE / BSPP MALE O-RING

代 号 PART NO.	螺 纹 THREAD		O形圈 O-RING	尺 寸 DIMENSIONS			
	E	F	F端	A	B	S1	S2
1JG9-04-02OG	7/16"X20	G1/8"X28	O011	24.5	26.2	11	14
1JG9-04-06OG	7/16"X20	G3/8"X19	O113	27.5	36.8	16	22
1JG9-04OG	7/16"X20	G1/4"X19	O111	26.6	31.3	14	19
1JG9-05-04OG	1/2"X20	G1/4"X19	O111	26.5	31.8	14	19
1JG9-05-06OG	1/2"X20	G3/8"X19	O113	27.5	35.8	16	22
1JG9-06-04OG	9/16"X18	G1/4"X19	O111	26.9	31.3	14	19
1JG9-06-08OG	9/16"X18	G1/2"X14	O115	32.5	43.2	22	27
1JG9-06OG	9/16"X18	G3/8"X19	O113	28.5	35.8	16	22
1JG9-08-04OG	3/4"X16	G1/4"X19	O111	32	33.5	19	19
1JG9-08OG	3/4"X16	G1/2"X14	O115	34.8	43.2	22	27
1JG9-08-06OG	3/4"X16	G3/8"X19	O113	32	36.8	19	22
1JG9-08-12OG	3/4"X16	G3/4"X14	O119	37.9	49.3	27	32
1JG9-10-06OG	7/8"X14	G3/8"X19	O113	37.8	39.2	22	22
1JG9-10-08OG	7/8"X14	G1/2"X14	O115	37.8	43.2	22	27
1JG9-10-12OG	7/8"X14	G3/4"X14	O119	41	49.3	27	32
1JG9-12OG	1.1/16"X12	G3/4"X14	O119	44.2	49.3	27	32
1JG9-12-08OG	1.1/16"X12	G1/2"X14	O115	44.2	46.5	27	27
1JG9-12-16OG	1.1/16"X12	G1"X11	O217	48	53	33	41
1JG9-16OG	1.5/16"X12	G1"X11	O217	49	53	33	41
1JG9-16-12OG	1.5/16"X12	G3/4"X14	O119	49	53	33	32
1JG9-16-20OG	1.5/16"X12	G1.1/4"X11	O222	54	59.5	41	50
1JG9-20OG	1.5/8"X12	G1.1/4"X11	O222	55.5	59.5	41	50
1JG9-20-16OG	1.5/8"X12	G1"X11	O217	55.5	58	41	41
1JG9-24-16OG	1.7/8"X12	G1"X11	O217	62.5	63	48	41
1JG9-24-20OG	1.7/8"X12	G1.1/4"X11	O222	62.5	63	48	50
1JG9-24OG	1.7/8"X12	G1.1/2"X11	O224	62.5	63	48	55

注： 1 螺母及衬套需另行订货。管子直径D为公制时，配用螺母及衬套分别选用NB200、NB500。管子直径为英制时，配用螺母及衬套分别选用NB200、NB300。 2 F端与DIN 3852油口相配。

Note：1 Nut and sleeve should be ordered separately.The nut NB200 and sleeve NB500 is suitable for metric tube,the nut NB200 and sleeve NB300 is suitable for inch tube. 2 F end is connected with DIN 3852 port.

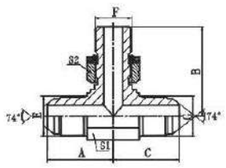

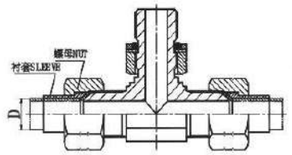

AJGJ-OG

JIC外螺纹74° 外锥/
英管外螺纹O形圈分支三通
90° ELBOW JIC MALE 74° CONE/
BSPP MALE O-RING BRANCH TEE

代号 PART NO.	螺纹 THREAD			O形圈 O-RING	尺寸 DIMENSIONS				
	E	F	G	F端	A	B	C	S1	S2
AJGJ-04-02-04OG	7/16"X20	G1/8"X28	7/16"X20	O011	24.5	26.2	24.5	11	19
AJGJ-04OG	7/16"X20	G1/4"X19	7/16"X20	O111	26.6	31.8	26.6	14	19
AJGJ-05-02-05OG	1/2"X20	G1/8"X28	1/2"X20	O011	24	32	24	14	19
AJGJ-05-04-05OG	1/2"X20	G1/4"X19	1/2"X20	O111	27	31.8	26.6	14	19
AJGJ-06-04-06OG	9/16"X18	G1/4"X19	9/16"X18	O111	37	31	27	14	19
AJGJ-08-06-08OG	3/4"X16	G3/8"X19	3/4"X16	O113	33	37	33	19	22
AJGJ-08OG	3/4"X16	G1/2"X14	3/4"X16	O115	35	43.2	35	22	27
AJGJ-10-08-10OG	7/8"X14	G1/2"X14	7/8"X14	O115	37.8	43.5	37.8	22	27
AJGJ-12OG	1.1/16"X12	G3/4"X14	1.1/16"X12	O119	44.2	51	44.2	27	32
AJGJ-16OG	1.5/16"X12	G1"X11	1.5/16"X12	O217	48.8	53	48.8	33	41

注：1 螺母及衬套需另行订货。管子直径D为公制时，配用螺母及衬套分别选用NB200、NB500。管子直径为英制时，配用螺母及衬套分别选用NB200、NB300。 2 F端与DIN 3852油口相配。

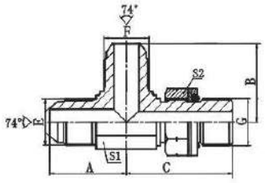

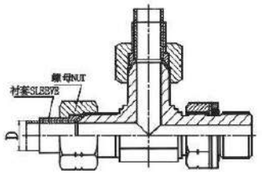

AJJG-OG

JIC外螺纹74° 外锥/
英管外螺纹O形圈主支三通
90° ELBOW JIC MALE 74° CONE/
BSPP MALE O-RING RUN TEE

代号 PART NO.	螺纹 THREAD			O形圈 O-RING	尺寸 DIMENSIONS				
	E	F	G	G端	A	B	C	S1	S2
AJJG-04OG	7/16"X20	7/16"X20	G1/4"X19	O111	26.6	26.5	31.9	14	19
AJJG-05-05-04OG	1/2"X20	1/2"X20	G1/4"X19	O111	26.6	26.6	31.3	14	19
AJJG-05-06-04OG	1/2"X20	9/16"X18	G1/4"X19	O111	26.6	26.9	31.3	14	19
AJJG-06OG	9/16"X18	9/16"X18	G3/8"X19	O113	28.5	28.5	36.8	16	22
AJJG-06-06-04OG	9/16"X18	9/16"X18	G1/4"X19	O111	26.9	26.9	31.3	14	19
AJJG-08OG	3/4"X16	3/4"X16	G1/2"X14	O115	35	35	43.2	22	27
AJJG-10-10-08OG	7/8"X14	7/8"X14	G1/2"X14	O115	37.8	37.8	44	22	27
AJJG-12OG	1.1/16"X12	1.1/16"X12	G3/4"X14	O119	44	44	49.5	27	32
AJJG-16OG	1.5/16"X12	1.5/16"X12	G1"X11	O217	48.8	48.8	53	33	41

注：1 螺母及衬套需另行订货。管子直径D为公制时，配用螺母及衬套分别选用NB200、NB500。管子直径为英制时，配用螺母及衬套分别选用NB200、NB300。 2 G端与DIN 3852油口相配。
Note：1 Nut and sleeve should be ordered separately.The nut NB200 and sleeve NB500 is suitable for metric tube,the nut NB200 and sleeve NB300 is suitable for inch tube. 2 G end is connected with DIN 3852 port.

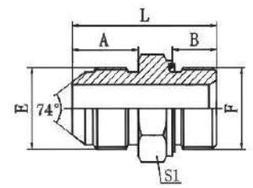

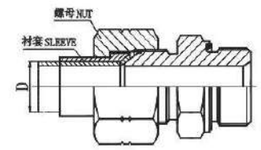

1JB-WD

JIC外螺纹74° 外锥/
英管外螺纹胶垫密封
JIC MALE 74° CONE / BSPP MALE CAPTIVE SEAL

代号 PART NO.	螺纹 THREAD		胶垫 CAPTIVE	尺寸 DIMENSIONS			
	E	F	F端	A	B	L	S1
1JB-04-02WD	7/16"X20	G1/8"X28	WD-B02	14	8	29.5	14
1JB-04WD	7/16"X20	G1/4"X19	WD-B04	14	12	34	19
1JB-04-06WD	7/16"X20	G3/8"X19	WD-B06	14	12	34.5	22
1JB-04-08WD	7/16"X20	G1/2"X14	WD-B08	14	14	41	27
1JB-05-04WD	1/2"X20	G1/4"X19	WD-B04	14	12	34	19
1JB-06-02WD	9/16"X18	G1/8"X28	WD-B02	14.1	8	29.5	17
1JB-06-04WD	9/16"X18	G1/4"X19	WD-B04	14.1	12	34	19
1JB-06WD	9/16"X18	G3/8"X19	WD-B06	14.1	12	34.5	22
1JB-06-08WD	9/16"X18	G1/2"X14	WD-B08	14.1	14	41	27
1JB-08-04WD	3/4"X16	G1/4"X19	WD-B04	16.7	12	37	22
1JB-08-06WD	3/4"X16	G3/8"X19	WD-B06	16.7	12	37.5	22
1JB-08WD	3/4"X16	G1/2"X14	WD-B08	16.7	14	43.5	27
1JB-10-08WD	7/8"X14	G1/2"X14	WD-B08	19.3	14	46.5	27
1JB-10-12WD	7/8"X14	G3/4"X14	WD-B12	19.3	16	47.5	32
1JB-12-08WD	1.1/16"X12	G1/2"X14	WD-B08	21.9	14	48.5	30
1JB-12WD	1.1/16"X12	G3/4"X14	WD-B12	21.9	16	50	32
1JB-12-16WD	1.1/16"X12	G1"X11	WD-B16	21.9	18	56	41
1JB-16-12WD	1.5/16"X12	G3/4"X14	WD-B12	23.1	16	53	36
1JB-16WD	1.5/16"X12	G1"X11	WD-B16	23.1	18	57	41
1JB-16-20WD	1.5/16"X12	G1.1/4"X11	WD-B20	23.1	20	61	50
1JB-20-16WD	1.5/8"X12	G1"X11	WD-B16	24.3	18	58	46
1JB-20WD	1.5/8"X12	G1.1/4"X11	WD-B20	24.3	20	62	50
1JB-20-24WD	1.5/8"X12	G1.1/2"X11	WD-B24	24.3	22	64	55
1JB-24-20WD	1.7/8"X12	G1.1/4"X11	WD-B20	27.5	20	65.5	50
1JB-24WD	1.7/8"X12	G1.1/2"X11	WD-B24	27.5	22	67.5	55

注：螺母及衬套需另行订货。管子直径D为公制时，配用螺母及衬套分别选用NB200、NB500。管子直径为英制时，配用螺母及衬套分别选用NB200、NB300。 Note： Nut and sleeve should be ordered separately.The nut NB200 and sleeve NB500 is suitable for metric tube,the nut NB200 and sleeve NB300 is suitable for inch tube.

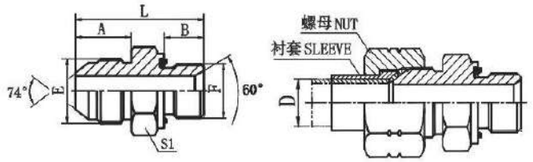

1JM-WD

JIC外螺纹74° 外锥/公制外螺纹胶垫密封

JIC MALE 74° CONE/ METRIC MALE CAPTIVE SEAL

代号 PART NO.	螺纹 THREAD		胶垫 CAPTIVE	尺寸 DIMENSIONS			
	E	F	F端	A	B	L	S1
1JM-04-10WD	7/16"X20	M10X1	WD-B02	14	8	29.5	17
1JM-04-12WD	7/16"X20	M12X1.5	WD-M12	14	12	34	17
1JM-05-14WD	1/2"X20	M14X1.5	WD-B04	14	12	34	19
1JM-06-14WD	9/16"X18	M14X1.5	WD-B04	14.1	12	34	19
1JM-06-18WD	9/16"X18	M18X1.5	WD-M18	14.1	12	36.5	24
1JM-08-18WD	3/4"X16	M18X1.5	WD-M18	16.7	12	39	24
1JM-08-20WD	3/4"X16	M20X1.5	WD-M20	16.7	14	43	27
1JM-08-22WD	3/4"X16	M22X1.5	WD-M22	16.7	14	43.5	27
1JM-10-18WD	7/8"X14	M18X1.5	WD-M18	19.3	12	41.5	24
1JM-10-20WD	7/8"X14	M20X1.5	WD-M20	19.3	14	45.5	27
1JM-10-22WD	7/8"X14	M22X1.5	WD-M22	19.3	14	46	27
1JM-12-20WD	1.1/16"X12	M20X1.5	WD-M20	21.9	14	48.5	30
1JM-12-22WD	1.1/16"X12	M22X1.5	WD-M22	21.9	14	49	30
1JM-12-26WD	1.1/16"X12	M26X1.5	WD-B12	21.9	16	52	32
1JM-12-27WD	1.1/16"X12	M27X2	WD-B12	21.9	16	52	32
1JM-16-26WD	1.5/16"X12	M26X1.5	WD-B12	23.1	16	53	36
1JM-16-33WD	1.5/16"X12	M33X2	WD-B16	23.1	18	57	41
1JM-20-42WD	1.5/8"X12	M42X2	WD-B20	24.3	20	62	50
1JM-20-48WD	1.5/8"X12	M48X2	WD-B24	24.3	22	64	55
1JM-24-48WD	1.7/8"X12	M48X2	WD-B24	27.5	22	67.5	55

注：螺母及衬套需另行订货。管子直径D为公制时，配用螺母及衬套分别选用NB200、NB500。管子直径为英制时，配用螺母及衬套分别选用NB200、NB300。 Note: Nut and sleeve should be ordered separately.The nut NB200 and sleeve NB500 is suitable for metric tube,the nut NB200 and sleeve NB300 is suitable for inch tube.

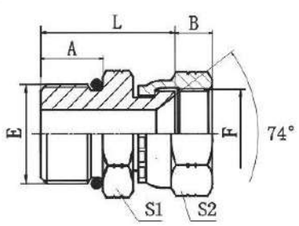

2OJ

制SAE外螺纹带O形圈轻系列ISO 11926-3/JIC内螺纹74° 内锥

SAE O-RING BOSS L-SERIES ISO 11926-3/JIC FEMALE 74° SEAT

代号 PART NO.	螺纹 THREAD		O形圈 O-RING	尺寸 DIMENSIONS				
	E	F	E端	A	B	L	S1	S2
2OJ-04	7/16"X20	7/16"X20	O904	9.1	9	23	14	15
2OJ-05	1/2"X20	1/2"X20	O905	9.1	9	24.5	17	17
2OJ-06	9/16"X18	9/16"X18	O906	9.9	10.5	24.5	17	19
2OJ-08	3/4"X16	3/4"X16	O908	11.1	10.5	29.5	22	24
2OJ-10	7/8"X14	7/8"X14	O910	12.7	12	34	27	27
2OJ-12	1.1/16"X12	1.1/16"X12	O912	15.1	15	38.5	32	32
2OJ-14	1.3/16"X12	1.3/16"X12	O914	15.1	15	38.5	36	36
2OJ-16	1.5/16"X12	1.5/16"X12	O916	15.1	16	38.5	38	41
2OJ-20KJ	1.5/8"X12	1.5/8"X12	O920	15.1	17	47	50	50
2OJ-24KJ	1.7/8"X12	1.7/8"X12	O924	15.1	20	44.5	55	55
2OJ-32KJ	2.1/2"X12	2.1/2"X12	O932	15.1	24.5	47	70	75

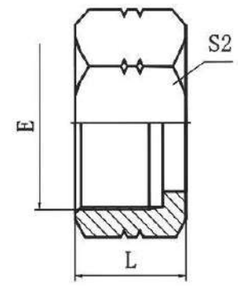

NB200

美制JIC扩口管接头螺母

JIC FLARE TUBE END NUT

代号 PART NO.	螺纹 THREAD	英制衬套INCH SLEEVE		公制衬套METRIC SLEEVE		尺寸DIMENSIONS	
	E	管子外径O.D.	衬套代号 NO.	管子外径O.D.	衬套代号 NO.	L	S2
NB200-04	7/16"X20	1/4"	NB300-04	6	NB500-06	15.8	14
NB200-05	1/2"X20	5/16"	NB300-05	8	NB500-08	17.3	17
NB200-06	9/16"X18	3/8"	NB300-06	10	NB500-10	18.5	19
NB200-08	3/4"X16	1/2"	NB300-08	12	NB500-12	21.6	24
NB200-10	7/8"X14			14	NB500-14	24.9	27
NB200-10	7/8"X14			15	NB500-15	24.9	27
NB200-10	7/8"X14	5/8"	NB300-10	16	NB500-16	24.9	27
NB200-12	1.1/16"X12	3/4"	NB300-12	18	NB500-18	26.2	32
NB200-12A	1.1/16"X12			20	NB500-20A	26.2	32
NB200-14	1.3/16"X12			20	NB500-20	27.7	36
NB200-14	1.3/16"X12	7/8"	NB300-14	22	NB500-22	27.7	36
NB200-16	1.5/16"X12	1"	NB300-16	25	NB500-25	28.7	38
NB200-20	1.5/8"X12			28	NB500-28	31.2	50
NB200-20	1.5/8"X12			30	NB500-30	31.2	50
NB200-20	1.5/8"X12	1.1/4"	NB300-20	32	NB500-32	31.2	50
NB200-24	1.7/8"X12			35	NB500-35	36.1	60
NB200-24	1.7/8"X12	1.1/2"	NB300-24	38	NB500-38	36.1	60
NB200-32	2.1/2"X12	2"	NB300-32	50	NB500-50	44.5	75

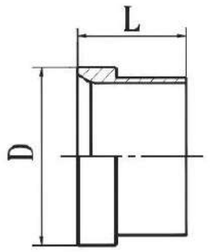

NB300

JIC 英制管衬套
JIC INCH SLEEVE

代 号 PART NO.	螺纹 THREAD	管子外径 TUBE O.D.	尺 寸 DIMENSIONS	
			D	L
NB300-04	7/16"X20	1/4"	9.73	10.4
NB300-05	1/2"X20	5/16"	11.3	11.2
NB300-06	9/16"X18	3/8"	12.75	12.7
NB300-08	3/4"X16	1/2"	17.32	14.2
NB300-10	7/8"X14	5/8"	20.24	16.8
NB300-12	1.1/16"X12	3/4"	24.69	17.3
NB300-14	1.3/16"X12	7/8"	27.86	19.3
NB300-16	1.5/16"X12	1"	31.04	19.8
NB300-20	1.5/8"X12	1.1/4"	38.96	23.1
NB300-24	1.7/8"X12	1.1/2"	45.31	28.4
NB300-32	2.1/2"X12	2"	61.19	30.2

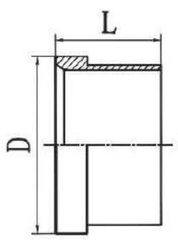

NB500

JIC 公制管衬套
JIC METRIC SLEEVE

代 号 PART NO.	螺纹 THREAD	管子外径 TUBE O.D.	尺 寸 DIMENSIONS	
			D	L
NB500-06	7/16"X20	6	9.7	10.4
NB500-08	1/2"X20	8	11.3	11.2
NB500-10	9/16"X18	10	12.7	12.7
NB500-12	3/4"X16	12	17.3	14.2
NB500-15	7/8"X14	15	20.2	16.8
NB500-16	7/8"X14	16	20.2	16.8
NB500-18	1.1/16"X12	18	24.7	17.3
NB500-20A	1.1/16"X12	20	24.7	17.3
NB500-20	1.3/16"X12	20	27.8	19.3
NB500-22	1.3/16"X12	22	27.8	19.3
NB500-25	1.5/16"X12	25	31	19.8
NB500-28	1.5/8"X12	28	38.9	23.1
NB500-30	1.5/8"X12	30	38.9	23.1
NB500-32	1.5/8"X12	32	38.9	23.1
NB500-35	1.7/8"X12	35	45.3	28.4
NB500-38	1.7/8"X12	38	45.3	28.4
NB500-50	2.1/2"X12	50	61.2	30.2

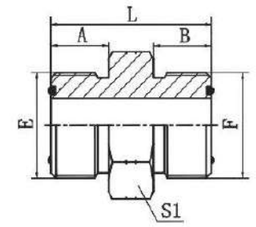

1F

美制ORFS外螺纹O形圈平面密封
ORFS MALE O-RING

代 号 PART NO.	螺 纹 THREAD		O形圈 O-RING		尺 寸 DIMENSIONS			
	E	F	E端	F端	A	B	L	S1
1F-04	9/16"X18	9/16"X18	O011	O011	9.8	9.8	27.5	17
1F-04-06	9/16"X18	11/16"X16	O011	O012	9.8	11.2	29.7	19
1F-04-08	9/16"X18	13/16"X16	O011	O014	9.8	12.8	32.5	22
1F-06	11/16"X16	11/16"X16	O012	O012	11.2	11.2	31.1	19
1F-06-08	11/16"X16	13/16"X16	O012	O014	11.2	12.8	33.8	22
1F-06-10	11/16"X16	1"X14	O012	O016	11.2	15.5	38	27
1F-08	13/16"X16	13/16"X16	O014	O014	13	13	35.4	22
1F-08-10	13/16"X16	1"X14	O014	O016	12.8	15.5	40	27
1F-08-12	13/16"X16	1.3/16"X12	O014	O018	12.8	17	43	32
1F-10	1"X14	1"X14	O016	O016	15.5	15.5	42.5	27
1F-10-12	1"X14	1.3/16"X12	O016	O018	15.5	17	45.5	32
1F-12	1.3/16"X12	1.3/16"X12	O018	O018	17	17	47.1	32
1F-12-16	1.3/16"X12	1.7/16"X12	O018	O021	17	17.5	45.5	38
1F-12-20	1.3/16"X12	1.11/16"X12	O018	O025	17	17.5	50.5	46
1F-16	1.7/16"X12	1.7/16"X12	O021	O021	17.5	17.5	49.3	38
1F-16-20	1.7/16"X12	1.11/16"X12	O021	O025	17.5	17.5	51.3	46
1F-16-24	1.7/16"X12	2"X12	O021	O029	17.5	17.5	53	55
1F-20	1.11/16"X12	1.11/16"X12	O025	O025	17.5	17.5	51.3	46
1F-20-24	1.11/16"X12	2"X12	O025	O029	17.5	17.5	53	55
1F-24	2"X12	2"X12	O029	O029	17.5	17.5	53	55

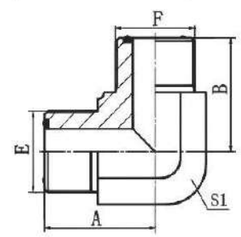

1F9

90° 弯美制ORFS外螺纹O形圈平面密封
90° ELBOW ORFS MALE O-RING

代 号 PART NO.	螺 纹 THREAD		O形圈 O-RING		尺 寸 DIMENSIONS		
	E	F	E端	F端	A	B	S1
1F9-04	9/16"X18	9/16"X18	O011	O011	23	23	14
1F9-04-06	9/16"X18	11/16"X16	O011	O012	25.5	27	19
1F9-06	11/16"X16	11/16"X16	O012	O012	27.5	27.5	19
1F9-06-08	11/16"X16	13/16"X16	O012	O014	29	31	22
1F9-08	13/16"X16	13/16"X16	O014	O014	31	31	22
1F9-08-12	13/16"X16	1.3/16"X12	O014	O018	35.5	40.3	30
1F9-10	1"X14	1"X14	O016	O016	36.5	36.5	27
1F9-12	1.3/16"X12	1.3/16"X12	O018	O018	41	41	30
1F9-16	1.7/16"X12	1.7/16"X12	O021	O021	44.5	44.5	36
1F9-20	1.11/16"X12	1.11/16"X12	O025	O025	47.5	47.5	41
1F9-24	2"X12	2"X12	O029	O029	53.5	53.5	50

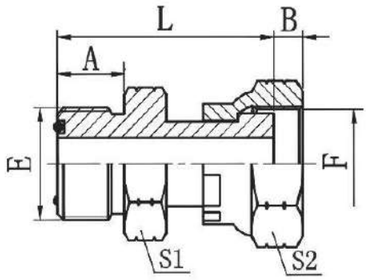

2F

美制ORFS外螺纹O形圈平面密封/ ORFS内螺纹

ORFS MALE O-RING/ ORFS FEMALE

代 号	螺 纹 THREAD		O形圈 O-RING	尺 寸 DIMENSIONS				
PART NO.	E	F	E端	A	B	L	S1	S2
2F-04	9/16"X18	9/16"X18	O011	9.8	8.5	33	17	19
2F-04-06	9/16"X18	11/16"X16	O011	9.8	10	34.5	17	22
2F-04-08	9/16"X18	13/16"X16	O011	9.8	11	36.5	19	27
2F-06-04	11/16"X16	9/16"X18	O012	11.2	8.5	35.5	19	19
2F-06	11/16"X16	11/16"X16	O012	11.2	10	38.5	19	22
2F-06-08	11/16"X16	13/16"X16	O012	11.2	11	37.7	19	27
2F-06-10	11/16"X16	1"X14	O012	11.2	13.5	43.7	24	30
2F-08-06	13/16"X16	11/16"X16	O014	13	10	41	22	22
2F-08	13/16"X16	13/16"X16	O014	13	11	43	22	27
2F-08-10	13/16"X16	1"X14	O014	13	13.5	45.5	24	30
2F-08-12	13/16"X16	1.3/16"X12	O014	13	15	49	30	36
2F-10-08	1"X14	13/16"X16	O016	15.5	11	47.5	27	27
2F-10	1"X14	1"X14	O016	15.5	13.5	51.5	27	30
2F-10-12	1"X14	1.3/16"X12	O016	15.5	15	51.5	30	36
2F-10-16	1"X14	1.7/16"X12	O016	15.5	15	56	36	41
2F-12-08	1.3/16"X12	13/16"X16	O018	17	11	50.5	32	27
2F-12-10	1.3/16"X12	1"X14	O018	17	13.5	54.5	32	30
2F-12	1.3/16"X12	1.3/16"X12	O018	17	15	56	32	36
2F-12-16	1.3/16"X12	1.7/16"X12	O018	17	15	58	36	41
2F-16-12	1.7/16"X12	1.3/16"X12	O021	17.5	15	58	38	36
2F-16	1.7/16"X12	1.7/16"X12	O021	17.5	15	60	38	41
2F-16-20	1.7/16"X12	1.11/16"X12	O021	17.5	15	62	41	50
2F-20-16	1.11/16"X12	1.7/16"X12	O025	17.5	15	58.5	46	41
2F-20	1.11/16"X12	1.11/16"X12	O025	17.5	15	62	46	50
2F-20-24	1.11/16"X12	2"X12	O025	17.5	16	65.5	50	60
2F-24-20	2"X12	1.11/16"X12	O029	17.5	15	64	55	50
2F-24	2"X12	2"X12	O029	17.5	16	64	55	60

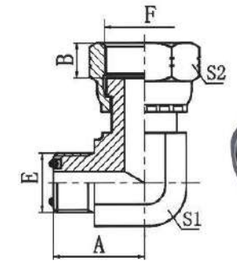

2F9

90° 弯美制ORFS外螺纹O形圈平面密封 ORFS内螺纹

90° ELBOW ORFS MALE O-RING / ORFS FEMALE

代 号	螺 纹 THREAD		O形圈 O-RING	尺 寸 DIMENSIONS			
PART NO.	E	F	E端	A	B	S1	S2
2F9-04	9/16X18	9/16X18	O011	23	8.5	14	19
2F9-04-06	9/16X18	11/16"X16	O011	23	10	14	22
2F9-06-04	11/16"X16	9/16X18	O012	27.5	8.5	19	19
2F9-06	11/16"X16	11/16"X16	O012	27.5	10	19	22
2F9-06-08	11/16"X16	13/16"X16	O012	27	11	19	27
2F9-08-06	13/16"X16	11/16"X16	O014	31	10	22	22
2F9-08	13/16"X16	13/16"X16	O014	31	11	22	27
2F9-10-08	1"X14	13/16"X16	O016	36.5	11	27	27
2F9-10	1"X14	1"X14	O016	36.5	15	27	30
2F9-10-12	1"X14	1.3/16"X12	O016	36.5	15	27	36
2F9-12	1.3/16"X12	1.3/16"X12	O018	41	15	30	36
2F9-12-16	1.3/16"X12	1.7/16"X12	O018	42.5	15	33	41
2F9-16-12	1.7/16"X12	1.3/16"X12	O021	44.5	15	36	36
2F9-16	1.7/16"X12	1.7/16"X12	O021	44.5	15	36	41
2F9-20	1.11/16"X12	1.11/16"X12	O025	47.5	15	41	50
2F9-24	2"X12	2"X12	O029	53.5	15	50	60

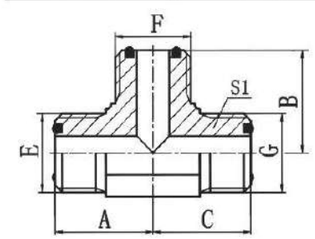

AF

美制ORFS外螺纹O形圈平面密封三通

ORFS MALE O-RING TEE

代 号	螺 纹 THREAD			O形圈 O-RING			尺 寸 DIMENSIONS			
PART NO.	E	F	G	E端	F端	G端	A	B	C	S1
AF-04	9/16"X18	9/16"X18	9/16"X18	O011	O011	O011	23	23	23	14
AF-06	11/16"X16	11/16"X16	11/16"X16	O012	O012	O012	27	27	27	19
AF-08	13/16"X16	13/16"X16	13/16"X16	O014	O014	O014	28	28	28	22
AF-10	1"X14	1"X14	1"X14	O016	O016	O016	36.5	36.5	36.5	27
AF-12	1.3/16"X12	1.3/16"X12	1.3/16"X12	O018	O018	O018	40.3	40.3	40.3	30
AF-16	1.7/16"X12	1.7/16"X12	1.7/16"X12	O021	O021	O021	44.5	44.5	44.5	36
AF-20	1.11/16"X12	1.11/16"X12	1.11/16"X12	O025	O025	O025	47.5	47.5	47.5	41
AF-24	2"X12	2"X12	2"X12	O029	O029	O029	53.5	53.5	53.5	50

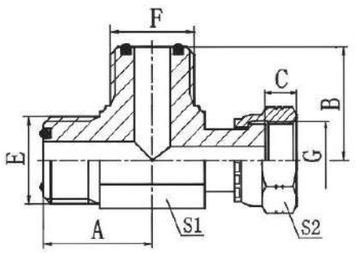

CF

美制ORFS外螺纹O形圈平面密封/
美制ORFS内螺纹平面主支三通
ORFS MALE O-RING /
ORFS FEMALE RUN TEE

代 号 PART NO.	螺 纹 THREAD			O形圈 O-RING		尺 寸 DIMENSIONS				
	E	F	G	E端	F端	A	B	C	S1	S2
CF-04	9/16"X18	9/16"X18	9/16"X18	O011	O011	23	23	8.5	14	19
CF-06	11/16"X16	11/16"X16	11/16"X16	O012	O012	27.5	27.5	10	19	22
CF-08	13/16"X16	13/16"X16	13/16"X16	O014	O014	31	31	11	22	27
CF-10	1"X14	1"X14	1"X14	O016	O016	36.5	36.5	13.5	27	30
CF-12	1.3/16"X12	1.3/16"X12	1.3/16"X12	O018	O018	40.3	40.3	15	30	36
CF-16	1.7/16"X12	1.7/16"X12	1.7/16"X12	O021	O021	41.5	41.5	15	36	41
CF-20	1.11/16"X12	1.11/16"X12	1.11/16"X12	O025	O025	47.5	47.5	15	41	50
CF-24	2"X12	2"X12	2"X12	O029	O029	53.5	53.5	15	50	60

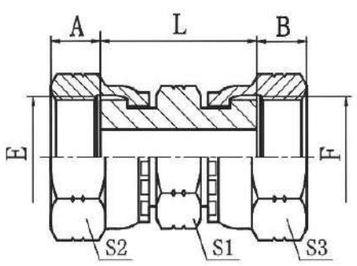

3F

美制ORFS内螺纹
ORFS FEMALE

代 号 PART NO.	螺 纹 THREAD		尺 寸 DIMENSIONS			
	E	F	A	B	L	S2,S3
3F-04	9/16"X18	9/16"X18	8.5	8.5	33.5	19
3F-06	11/16"X16	11/16"X16	10	10	40.5	22
3F-08	13/16"X16	13/16"X16	11	11	44.5	27
3F-10	1"X14	1"X14	13.5	13.5	52.5	30
3F-12	1.3/16"X12	1.3/16"X12	15	15	56	36
3F-16	1.7/16"X12	1.7/16"X12	15	15	60	41
3F-20	1.11/16"X12	1.11/16"X12	15	15	59.5	50
3F-24	2"X12	2"X12	16	16	64	60

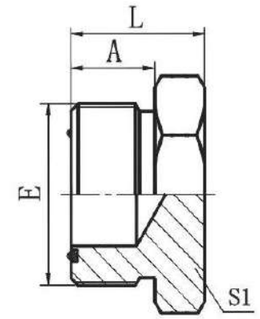

4F

美制ORFS外螺纹O形圈平面密封堵头
ORFS MALE O-RING PLUG

代 号 PART NO.	螺 纹 THREAD	O形圈 O-RING	尺 寸 DIMENSIONS		
	E	E端	A	L	S1
4F-04	9/16"X18	O011	9.8	16.8	17
4F-06	11/16"X16	O012	11.2	19.2	19
4F-08	13/16"X16	O014	12.8	21.8	22
4F-10	1"X14	O016	15.5	25.9	27
4F-12	1.3/16"X12	O018	17	27.4	32
4F-16	1.7/16"X12	O021	17.5	27.9	41
4F-20	1.11/16"X12	O025	17.5	27.9	46
4F-24	2"X12	O029	17.5	27.9	55

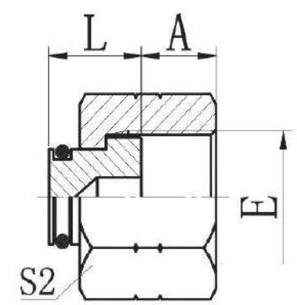

9F

美制ORFS内螺纹堵头
ORFS FEMALE PLUG

代 号 PART NO.	螺 纹 THREAD	尺 寸 DIMENSIONS		
	E	A	L	S2
9F-04	9/16"X18	8.5	10.5	19
9F-06	11/16"X16	10	13	22
9F-08	13/16"X16	11	14	27
9F-10	1"X14	13.5	16	30
9F-12	1.3/16"X12	15	15.5	36
9F-16	1.7/16"X12	15	18	41
9F-20	1.11/16"X12	15	19	50
9F-24	2"X12	16	21	60

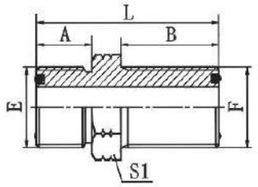

6F

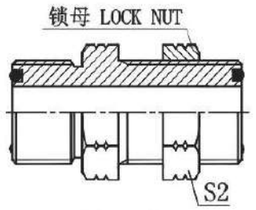

6F-LN

美制ORFS外螺纹
O形圈平面密封过板接头
ORFS MALE O-RING
BULKHEAD

代 号 PART NO.	螺 纹 THREAD		O形圈 O-RING		尺 寸 DIMENSIONS				
	E	F	E端	F端	A	B	L	S1	S2
6F-04	9/16"X18	9/16"X18	O011	O011	9.8	32	48.2	22	22
6F-06	11/16"X16	11/16"X16	O012	O012	11.2	34	53.2	27	27
6F-08	13/16"X16	13/16"X16	O014	O014	12.8	36.5	58.3	30	30
6F-10	1"X14	1"X14	O016	O016	15.5	40.6	66.6	36	36
6F-12	1.3/16"X12	1.3/16"X12	O018	O018	17	41.7	69.2	38	38
6F-16	1.7/16"X12	1.7/16"X12	O021	O021	17.5	42.2	70.2	46	46
6F-20	1.11/16"X12	1.11/16"X12	O025	O025	17.5	42.2	70.2	50	50
6F-24	2"X12	2"X12	O029	O029	17.5	42.2	70.2	60	60

注：如需带锁母订货，则请在代号后加“LN”，如6F-16LN，锁母代号为8F。
Note: In case if you are interested to order the adapter with lock nut,please insert suffix "LN" after our part no.,for example 6F-16LN, The lock nut no. is 8F.

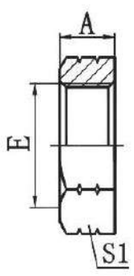

8F

美制ORFS锁母
ORFS LOCK NUT

代 号 PART NO.	螺 纹 THREAD	尺 寸 DIMENSIONS	
	E	A	S1
8F-04	9/16"X18	7	22
8F-06	11/16"X16	8	27
8F-08	13/16"X16	9	30
8F-10	1"X14	10.4	36
8F-12	1.3/16"X12	10.4	38
8F-16	1.7/16"X12	10.4	46
8F-20	1.11/16"X12	10.4	50
8F-24	2"X12	10.4	60

注：8F-04 与8J-06同。 Note： 8F-04 is the same as 8J-06.

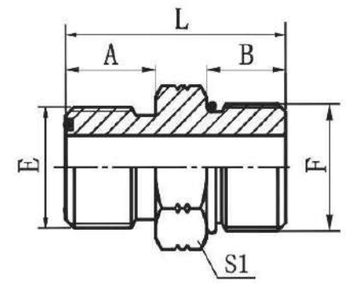

1FO

美制ORFS外螺纹O形圈平面密封/
美制SAE外螺纹带O形圈重系列ISO 11926-2
ORFS MALE O-RING/SAE O-RING
BOSS S-SERIES ISO 11926-2

代 号 PART NO.	螺 纹 THREAD		O形圈 O-RING		尺 寸 DIMENSIONS			
	E	F	E端	F端	A	B	L	S1
1FO-04	9/16"X18	7/16"X20	O011	O904	9.8	11	28.7	17
1FO-04-05	9/16"X18	1/2"X20	O011	O905	9.8	11	28.7	17
1FO-04-06	9/16"X18	9/16"X18	O011	O906	9.8	12	29.5	17
1FO-04-08	9/16"X18	3/4"X16	O011	O908	9.8	14	33.5	22
1FO-06-04	11/16"X16	7/16"X20	O012	O904	11.2	11	31	19
1FO-06	11/16"X16	9/16"X18	O012	O906	11.2	12	31.9	19
1FO-06-08	11/16"X16	3/4"X16	O012	O908	11.2	14	35	22
1FO-06-10	11/16"X16	7/8"X14	O012	O910	11.2	16	38.5	27
1FO-08-06	13/16"X16	9/16"X18	O014	O906	12.8	12	34.5	22
1FO-08	13/16"X16	3/4"X16	O014	O908	12.8	14	36.6	22
1FO-08-10	13/16"X16	7/8"X14	O014	O910	12.8	16	40.5	27
1FO-08-12	13/16"X16	1.1/16"X12	O014	O912	12.8	18.5	44.5	32
1FO-10	1"X14	7/8"X14	O016	O910	15.5	16	43.1	27
1FO-10-08	1"X14	3/4"X16	O016	O908	15.5	14	41	27
1FO-10-12	1"X14	1.1/16"X12	O016	O912	15.5	18.5	47	32
1FO-12-10	1.3/16"X12	7/8"X14	O018	O910	17	16	46	32
1FO-12	1.3/16"X12	1.1/16"X12	O018	O912	17	18.5	48.6	32
1FO-12-16	1.3/16"X12	1.5/16"X12	O018	O916	17	18.5	49.8	38
1FO-16-12	1.7/16"X12	1.1/16"X12	O021	O912	17.5	18.5	50	38
1FO-16	1.7/16"X12	1.5/16"X12	O021	O916	17.5	18.5	50.3	38
1FO-16-20	1.7/16"X12	1.5/8"X12	O021	O920	17.5	18.5	52	50
1FO-20-16	1.11/16"X12	1.5/16"X12	O025	O916	17.5	18.5	52	46
1FO-20	1.11/16"X12	1.5/8"X12	O025	O920	17.5	18.5	52.3	50
1FO-24-20	2"X12	1.5/8"X12	O029	O920	17.5	18.5	54	55
1FO-24	2"X12	1.7/8"X12	O029	O924	17.5	18.5	54.1	55

注： F端与ISO 11926-1油口相配。 Note： F end is connected with ISO 11926-1port.

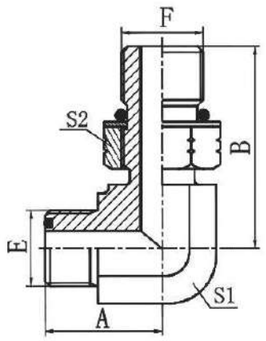

1FO9-OG

90° 弯美制ORFS外螺纹O形圈平面密封/ 美制SAE外螺纹带O形圈重系列ISO 11926-2

90° ELBOW ORFS MALE O-RING / SAE O-RING BOSS S-SERIES ISO 11926-2

代 号 PART NO.	螺 纹 THREAD		O形圈 O-RING		尺 寸 DIMENSIONS			
	E	F	E端	F端	A	B	S1	S2
1FO9-04OG	9/16"X18	7/16"X20	O011	O904	23	30.3	14	17
1FO9-04-06OG	9/16"X18	9/16"X18	O011	O906	23	32	14	19
1FO9-06-04OG	11/16"X16	7/16"X20	O012	O904	27.5	33.5	19	17
1FO9-06OG	11/16"X16	9/16"X18	O012	O906	27.5	34.5	19	19
1FO9-06-08OG	11/16"X16	3/4"X16	O012	O908	27.5	38	19	24
1FO9-08-06OG	13/16"X16	9/16"X18	O014	O906	31	37	22	19
1FO9-08OG	13/16"X16	3/4"X16	O014	O908	31	40.5	22	24
1FO9-08-10OG	13/16"X16	7/8"X14	O014	O910	31	45.3	22	27
1FO9-08-12OG	13/16"X16	1.1/16"X12	O014	O912	34.5	52	27	32
1FO9-10-08OG	1"X14	3/4"X16	O016	O908	36.5	45	27	24
1FO9-10OG	1"X14	7/8"X14	O016	O910	36.5	50.8	27	27
1FO9-10-12OG	1"X14	1.1/16"X12	O016	O912	36.5	52	27	32
1FO9-12-10OG	1.3/16"X12	7/8"X14	O018	O910	41	52.8	30	27
1FO9-12OG	1.3/16"X12	1.1/16"X12	O018	O912	41	54	30	32
1FO9-12-16OG	1.3/16"X12	1.5/16"X12	O018	O916	43	55.5	33	41
1FO9-16-12OG	1.7/16"X12	1.1/16"X12	O021	O912	44.5	59	36	32
1FO9-16OG	1.7/16"X12	1.5/16"X12	O021	O916	44.5	59	36	41
1FO9-20OG	1.11/16"X12	1.5/8"X12	O025	O920	47.5	60.5	41	50
1FO9-20-24OG	1.11/16"X12	1.7/8"X12	O025	O924	51.5	66.5	48	55
1FO9-24-20OG	2"X12	1.5/8"X12	O029	O920	53.5	67.5	50	50
1FO9-24OG	2"X12	1.7/8"X12	O029	O924	53.5	66.5	48	55

注： F端与ISO 11926-1油口相配。 Note： F end is connected with ISO 11926-1port.

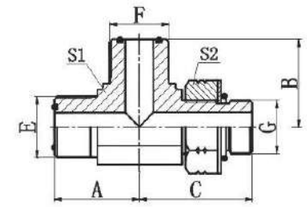

AFFO-OG

美制ORFS外螺纹O形圈平面密封/ 美制SAE外螺纹带O形圈重系列ISO 11926-2主支三通

ORFS MALE O-RING / SAE O-RING BOSS S-SERIES ISO 11926-2 RUN TEE

代 号 PART NO.	螺 纹 THREAD			O形圈 O-RING			尺 寸 DIMENSIONS				
	E	F	G	E端	F端	G端	A	B	C	S1	S2
AFFO-04OG	9/16"X18	9/16"X18	7/16"X20	O011	O011	O904	23	23	30	14	17
AFFO-04-04-06OG	9/16"X18	9/16"X18	9/16"X18	O011	O011	O906	23	23	32	14	19
AFFO-06OG	11/16"X16	11/16"X16	9/16"X18	O012	O012	O906	27.5	27.5	35.5	19	19
AFFO-06-06-08OG	11/16"X16	11/16"X16	3/4"X16	O012	O012	O908	27.5	27.5	38	19	24
AFFO-08-08-06OG	13/16"X16	13/16"X16	9/16"X18	O014	O014	O906	31	31	37.5	22	19
AFFO-08-08-10OG	13/16"X16	13/16"X16	7/8"X14	O014	O014	O910	31	31	45.3	22	27
AFFO-08OG	13/16"X16	13/16"X16	3/4"X16	O014	O014	O908	31	31	40.5	22	24
AFFO-08-08-12OG	13/16"X16	13/16"X16	1.1/16"X12	O014	O014	O912	34.5	34.5	54	27	32
AFFO-10OG	1"X14	1"X14	7/8"X14	O016	O016	O910	36.5	36.5	50.8	27	27
AFFO-10-10-12OG	1"X14	1"X14	1.1/16"X12	O016	O016	O912	36.5	36.5	52	27	32
AFFO-12OG	1.3/16"X12	1.3/16"X12	1.1/16"X12	O018	O018	O912	40.3	40.3	55.3	30	32
AFFO-16-16-12OG	1.7/16"X12	1.7/16"X12	1.1/16"X12	O021	O021	O912	44.5	44.5	59.5	36	32
AFFO-16OG	1.7/16"X12	1.7/16"X12	1.5/16"X12	O021	O021	O916	44.5	44.5	59.3	36	41
AFFO-20OG	1.11/16"X12	1.11/16"X12	1.5/8"X12	O025	O025	O920	47.5	47.5	60.5	41	50
AFFO-24OG	2"X12	2"X12	1.7/8"X12	O029	O029	O924	53.5	53.5	68.5	50	55

注： F端与ISO 11926-1油口相配。 Note： F end is connected with ISO 11926-1 port.

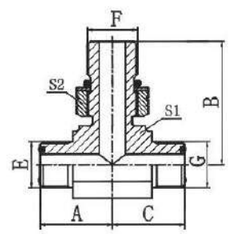

AFOF-OG

美制ORFS外螺纹O形圈平面密封/ 美制SAE外螺纹带O形圈重系列ISO 11926-2分支三通

ORFS MALE O-RING / SAE O-RING BOSS S-SERIES ISO 11926-2 BRANCH TEE

代 号 PART NO.	螺 纹 THREAD			O形圈 O-RING			尺 寸 DIMENSIONS				
	E	F	G	E端	F端	G端	A	B	C	S1	S2
AFOF-04OG	9/16"X18	7/16"X20	9/16"X18	O011	O904	O011	23	30.3	23	14	17
AFOF-04-06-04OG	9/16"X18	9/16"X18	9/16"X18	O011	O906	O011	23	32	23	14	19
AFOF-06OG	11/16"X16	9/16"X18	11/16"X16	O012	O906	O012	27.5	35.5	27.5	19	19
AFOF-06-08-06OG	11/16"X16	3/4"X16	11/16"X16	O012	O908	O012	27	38	27	19	24
AFOF-08OG	13/16"X16	3/4"X16	13/16"X16	O014	O908	O014	31	40.5	31	22	24
AFOF-08-12-08OG	13/16"X16	1.1/16"X12	13/16"X16	O014	O912	O014	34.5	54	34.5	27	32
AFOF-10OG	1"X14	7/8"X14	1"X14	O016	O910	O016	36.5	50.8	36.5	27	27
AFOF-10-12-10OG	1"X14	1.1/16"X12	1"X14	O016	O912	O016	36.5	52	36.5	27	32
AFOF-12OG	1.3/16"X12	1.1/16"X12	1.3/16"X12	O018	O912	O018	40.3	55.3	40.3	30	32
AFOF-16OG	1.7/16"X12	1.5/16"X12	1.7/16"X12	O021	O916	O021	41.5	59.3	41.5	36	41
AFOF-20OG	1.11/16"X12	1.5/8"X12	1.11/16"X12	O025	O920	O025	47.5	60.5	47.5	41	50
AFOF-24OG	2"X12	1.7/8"X12	2"X12	O029	O924	O029	53.5	68	53.5	50	55

注： F端与ISO 11926-1油口相配。 Note： F end is connected with ISO 11926-1 port.

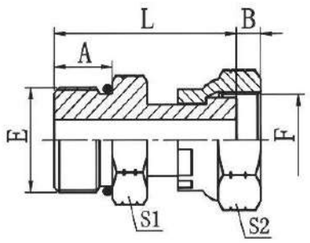

2OF

美制SAE外螺纹带O形圈
重系列ISO 11926-2 / ORFS内螺纹
SAE O-RING BOSS S-SERIES ISO 11926-2 / ORFS FEMALE

代 号 PART NO.	螺 纹 THREAD		O形圈 O-RING	尺 寸 DIMENSIONS				
	E	F	E端	A	B	L	S1	S2
2OF-04	7/16"X20	9/16"X18	O904	11	8.5	32.5	17	19
2OF-04-06	7/16"X20	11/16"X16	O904	11	10	35.5	17	22
2OF-06-04	9/16"X18	9/16"X18	O906	12	8.5	33.5	17	19
2OF-06	9/16"X18	11/16"X16	O906	12	10	36.5	19	22
2OF-06-08	9/16"X18	13/16"X16	O906	12	11	38.5	19	27
2OF-08-06	3/4"X16	11/16"X16	O908	14	10	40.5	22	22
2OF-08	3/4"X16	13/16"X16	O908	14	11	42.5	22	27
2OF-10-08	7/8"X14	13/16"X16	O910	16	11	46.5	27	27
2OF-10	7/8"X14	1"X14	O910	16	13.5	50.5	27	30
2OF-12-10	1.1/16"X12	1"X14	O912	18.5	13.5	54	32	30
2OF-12	1.1/16"X12	1.3/16"X12	O912	18.5	15	56	32	36
2OF-16-12	1.5/16"X12	1.3/16"X12	O916	18.5	15	55.5	38	36
2OF-16	1.5/16"X12	1.7/16"X12	O916	18.5	15	57.5	38	41
2OF-20-16	1.5/8"X12	1.7/16"X12	O920	18.5	15	61.5	50	41
2OF-20	1.5/8"X12	1.11/16"X12	O920	18.5	15	65	50	50
2OF-24	2"X12	1.7/8"X12	O924	18.5	16	65	55	60

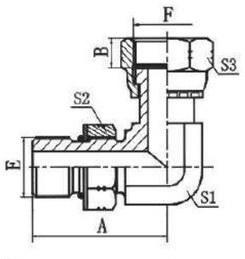

2OF9-OG

90° 弯美制SAE外螺纹带O形圈重系列ISO 11926-2 / ORFS内螺纹
90° ELBOW SAE O-RING BOSS S-SERIES ISO 11926-2 / ORFS FEMALE

代 号 PART NO.	螺 纹 THREAD		O形圈 O-RING	尺 寸 DIMENSIONS				
	E	F	E端	A	B	S1	S2	S3
2OF9-04OG	7/16"X20	9/16"X18	O904	30.5	8.5	14	19	19
2OF9-06OG	9/16"X18	11/16"X16	O906	34.5	10	16	22	22
2OF9-08OG	3/4"X16	13/16"X16	O908	37.5	11	19	27	27
2OF9-10OG	7/8"X14	1"X14	O910	45.2	13.5	22	30	30
2OF9-12OG	1.1/16"X12	1.3/16"X12	O912	52	15	27	36	36
2OF9-16OG	1.5/16"X12	1.7/16"X12	O916	56	15	33	41	41
2OF9-20OG	1.5/8"X12	1.11/16"X12	O920	59	15	41	50	50
2OF9-24OG	1.7/8"X12	2"X12	O924	63	16	48	55	60

注： E端与ISO 11926-1油口相配。 Note： E end is connected with ISO 11926-1port.

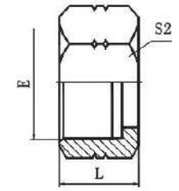

NB200-F

ORFS 螺母
ORFS TUBE END NUT

代 号 PART NO.	螺纹 E THREAD	英制衬套INCH SLEEVE		公制衬套METRIC SLEEVE		尺寸DIMENSIONS	
		管子外径O.D.	衬套代号 NO.	管子外径O.D.	衬套代号 NO.	L	S2
NB200-04F	9/16"X18	1/4"	NB300-04F	6	NB500-06F	14.7	19
NB200-06F	11/16"X16	3/8"	NB300-06F	10	NB500-10F	17	22
NB200-08F	13/16"X16	1/2"	NB300-08F	12	NB500-12F	21	27
NB200-10F	1"X14	5/8"	NB300-10F	16	NB500-16F	23.5	30
NB200-12F	1.3/16"X12	3/4"	NB300-12F	20	NB500-20F	26	36
NB200-16F	1.7/16"X12	1"	NB300-16F	25	NB500-25F	27.8	41
NB200-20F	1.11/16"X12	1.1/4"	NB300-20F	30	NB500-30F	27.8	50
NB200-24F	2"X12	1.1/2"	NB300-24F	38	NB500-38F	27.8	60

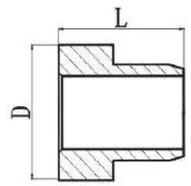

NB300-F

ORFS英制管衬套
ORFS INCH SLEEVE

代 号 PART NO.	螺纹 THREAD	管子外径 TUBE O.D.	尺 寸 DIMENSIONS	
			D	L
NB300-04F	9/16"X18	1/4"	12.8	8.5
NB300-06F	11/16"X16	3/8"	15.8	8.5
NB300-08F	13/16"X16	1/2"	18.9	8.5
NB300-10F	1"X14	5/8"	23.4	9
NB300-12F	1.3/16"X12	3/4"	27.9	12.5
NB300-16F	1.7/16"X12	1"	34.2	14
NB300-20F	1.11/16"X12	1.1/4"	40.6	14
NB300-24F	2"X12	1.1/2"	48.5	14

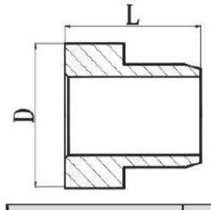

NB500-F

ORFS公制管衬套
ORFS METRIC SLEEVE

代 号 PART NO.	螺纹 THREAD	管子外径 TUBE O.D.	尺 寸 DIMENSIONS	
			D	L
NB500-06F	9/16"X18	6	12.8	8.5
NB500-10F	11/16"X16	10	15.8	8.5
NB500-12F	13/16"X16	12	18.9	8.5
NB500-16F	1"X14	16	23.4	9
NB500-20F	1.3/16"X12	20	27.9	12.5
NB500-25F	1.7/16"X12	25	34.2	14
NB500-30F	1.11/16"X12	30	40.6	14
NB500-38F	2"X12	38	48.5	14

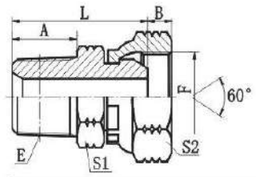

2NU

布锥管外螺纹/ 美制NPSM内螺纹60° 外锥

NPT MALE / NPSM FEMALE 60° CONE

代 号 PART NO.	螺 纹 THREAD		尺 寸 DIMENSIONS				
	E	F	A	B	L	S1	S2
2NU-02	Z1/8"X27	1/8"X27	10.5	3.5	25.5	12	15
2NU-02-04	Z1/8"X27	1/4"X18	10.5	4.6	27.5	12	19
2NU-04-02	Z1/4"X18	1/8"X27	15	3.5	30	14	15
2NU-04	Z1/4"X18	1/4"X18	15	4.6	32	17	19
2NU-04-06	Z1/4"X18	3/8"X18	15	6	33	17	22
2NU-06	Z3/8"X18	3/8"X18	16	6	34.5	19	22
2NU-06-04	Z3/8"X18	1/4"X18	16	4.6	33	19	19
2NU-06-08	Z3/8"X18	1/2"X14	16	7.5	36	19	27
2NU-08	Z1/2"X14	1/2"X14	19.5	7.5	41.5	22	27
2NU-08-04	Z1/2"X14	1/4"X18	19.5	4.6	38.5	22	19
2NU-08-06	Z1/2"X14	3/8"X18	19.5	6	39.5	22	22
2NU-12	Z3/4"X14	3/4"X14	19.5	8.9	44.5	30	32
2NU-12-06	Z3/4"X14	3/8"X18	19.5	6	41.5	30	22
2NU-12-08	Z3/4"X14	1/2"X14	19.5	7.5	43.5	30	27
2NU-12-16	Z3/4"X14	1"X11.5	19.5	10.5	46.5	32	41
2NU-16-12	Z1"X11.5	3/4"X14	21.5	8.9	51.5	36	32
2NU-16	Z1"X11.5	1"X11.5	25.5	10.5	52.5	36	41
2NU-16-20	Z1"X11.5	1.1/4"X11.5	25.5	11.2	58.5	41	50
2NU-20-16	Z1.1/4"X11.5	1"X11.5	26.5	10.5	55.5	36	41
2NU-20	Z1.1/4"X11.5	1.1/4"X11.5	26.5	11.2	59.5	46	50
2NU-20-24	Z1.1/4"X11.5	1.1/2"X11.5	26.5	11.2	59.5	46	55
2NU-24-20	Z1.1/2"X11.5	1.1/4"X11.5	27.5	11.2	62.5	50	50
2NU-24	Z1.1/2"X11.5	1.1/2"X11.5	27.5	11.2	62.5	50	55
2NU-32	Z2"X11.5	2"X11.5	27.5	11.2	64.5	65	70

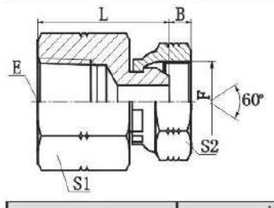

7NU-S

布锥管内螺纹/ 美制NPSM内螺纹60° 外锥

NPT FEMALE / NPSM FEMALE 60° CONE

代 号 PART NO.	螺 纹 THREAD		尺 寸 DIMENSIONS			
	E	F	B	L	S1	S2
7NU-02S	Z1/8"X27	1/8"X27	3.5	24	17	15
7NU-04-02S	Z1/4"X18	1/8"X27	3.5	29	19	15
7NU-04S	Z1/4"X18	1/4"X18	4.6	31.5	19	19
7NU-04-06S	Z1/4"X18	3/8"X18	6	33	19	22
7NU-06S	Z3/8"X18	3/8"X18	6	34	22	22
7NU-08-06S	Z1/2"X14	3/8"X18	6	39	30	22
7NU-08S	Z1/2"X14	1/2"X14	7.5	41	30	27
7NU-12S	Z3/4"X14	3/4"X14	8.9	44	36	32
7NU-16S	Z1"X11.5	1"X11.5	10.5	51.5	41	41
7NU-20S	Z1.1/4"X11.5	1.1/4"X11.5	11.2	55	50	50
7NU-24S	Z1.1/2"X11.5	1.1/2"X11.5	11.2	55.5	60	55
7NU-32S	Z2"X11.5	2"X11.5	11.5	57	70	70

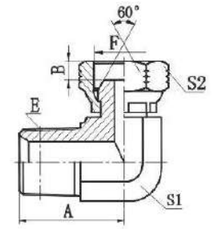

2NU9

90° 弯布锥管外螺纹/ 美制NPSM内螺纹60° 外锥

90° ELBOW NPT MALE/NPSM FEMALE 60° CONE

代 号 PART NO.	螺 纹 THREAD		尺 寸 DIMENSIONS			
	E	F	A	B	S1	S2
2NU9-02	Z1/8"X27	1/8"X27	21	3.5	11	15
2NU9-02-04	Z1/8"X27	1/4"X18	21	4.6	11	19
2NU9-04-02	Z1/4"X18	1/8"X27	25.5	3.5	14	15
2NU9-04	Z1/4"X18	1/4"X18	25.5	4.6	14	19
2NU9-04-06	Z1/4"X18	3/8"X18	25.5	6	14	22
2NU9-06-04	Z3/8"X18	1/4"X18	31	4.6	19	19
2NU9-06-08	Z3/8"X18	1/2"X14	31	7.5	19	27
2NU9-08	Z1/2"X14	1/2"X14	37.3	7.5	22	27
2NU9-08-06	Z1/2"X14	3/8"X18	36.7	6	22	22
2NU9-08-12	Z1/2"X14	3/4"X14	37.5	8.9	24	32
2NU9-12	Z3/4"X14	3/4"X14	44	8.9	27	32
2NU9-12-08	Z3/4"X14	1/2"X14	44	7.5	27	27
2NU9-12-16	Z3/4"X14	1"X11.5	45	10.5	30	41
2NU9-16	Z1"X11.5	1"X11.5	50	10.5	33	41
2NU9-16-12	Z1"X11.5	3/4"X14	50	8.9	33	32
2NU9-20-16	Z1.1/4"X11.5	1"X11.5	54.5	10.5	41	41
2NU9-20	Z1.1/4"X11.5	1.1/4"X11.5	54.5	11.2	41	50
2NU9-24	Z1.1/2"X11.5	1.1./2"X11.5	59.5	11.2	48	55
2NU9-32	Z2"X11.5	2"X11.5	73.5	11.2	63	70

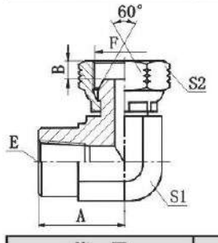

7NU9-S

90° 弯布锥管内螺纹/ 美制NPSM内螺纹60° 外锥

90° ELBOW NPT FEMALE/NPSM FEMALE 60° CONE

代 号 PART NO.	螺 纹 THREAD		尺 寸 DIMENSIONS			
	E	F	A	B	S1	S2
7NU9-02S	Z1/8"X27	1/8"X27	17.8	3.5	16	15
7NU9-04-02S	Z1/4"X18	1/8"X27	22.5	3.5	19	15
7NU9-04S	Z1/4"X18	1/4"X18	22.5	4.6	19	19
7NU9-04-06S	Z1/4"X18	3/8"X18	22.5	6	19	22
7NU9-06S	Z3/8"X18	3/8"X18	25	6	24	22
7NU9-08-06S	Z1/2"X14	3/8"X18	31.2	6	30	22
7NU9-08S	Z1/2"X14	1/2"X14	31.2	7.5	30	27
7NU9-08-12S	Z1/2"X14	3/4"X14	31.2	8.9	30	32
7NU9-12-08S	Z3/4"X14	1/2"X14	34.5	7.5	33	27
7NU9-12S	Z3/4"X14	3/4"X14	34.5	8.9	33	32
7NU9-12-16S	Z3/4"X14	1"X11.5	34.5	10.5	33	41
7NU9-16S	Z1"X11.5	1"X11.5	41	10.5	41	41
7NU9-20S	Z1.1/4"X11.5	1.1/4"X11.5	43.2	11.2	50	50
7NU9-24S	Z1.1/2"X11.5	1.1/2"X11.5	52.8	11.2	63	55

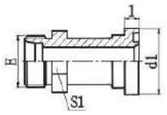

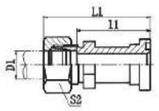

1CFL 1CFL-RN
1DFL 1DFL-RN

公制螺纹卡套式/ 轻系列法兰ISO 6162-1
METRIC MALE BITE TYPE / L-SERIES FLANGE ISO 6162-1

代 号 PART NO.	螺纹E THREAD	法兰型号 FLANGE SIZE	管子外径D1 TUBE O.D.	O形圈 O-RING	尺 寸 DIMENSIONS d1	l	l1	L1	S1	S2	压力等级 MPa
1CFL-22-08	M22X1.5	1/2"	15	O210	30.2	6.73	41	56	24	27	31.5 轻系列L
1CFL-26-12	M26X1.5	3/4"	18	O214	38.1	6.73	45.5	62	30	32	
1CFL-30-12	M30X2	3/4"	22	O214	38.1	6.73	45.5	62	30	36	16 轻系列L
1CFL-36-12	M36X2	3/4"	28	O214	38.1	6.73	59.5	62	36	41	
1CFL-36-16	M36X2	1"	28	O219	44.4	8	46.5	65	36	41	
1CFL-36-20	M36X2	1.1/4"	28	O222	50.8	8	49.5	67	41	41	
1CFL-45-20	M45X2	1.1/4"	35	O222	50.8	8	47.5	69	41	50	
1CFL-52-24	M52X2	1.1/2"	42	O225	60.3	8	53	76	46	60	
1DFL-24-08	M24X1.5	1/2"	16	O210	30.2	6.7	41.5	60	24	30	35 重系列 S
1DFL-30-12	M30X2	3/4"	20	O214	38.1	6.7	46.5	68	30	36	
1DFL-36-12	M36X2	3/4"	25	O214	38.1	6.7	45	69	30	46	
1DFL-36-16	M36X2	1"	25	O219	44.4	8	46	70	36	46	
1DFL-42-16	M42X2	1"	30	O219	44.4	8	49.5	76	36	50	
1DFL-36-20	M36X2	1.1/4"	25	O222	50.8	8	48	72	41	46	28 重系列 S
1DFL-42-20	M42X2	1.1/4"	30	O222	50.8	8	48.5	75	41	50	
1DFL-52-20	M52X2	1.1/4"	38	O222	50.8	8	50	81	46	60	
1DFL-52-24	M52X2	1.1/2"	38	O225	60.3	8	54	85	46	60	21重系列S

注：如需带卡套及卡套螺母整套订货，则请在代号后加“RN”，如1DFL-52-24RN。
Note：In case if you are interested to order the adapter in complete set with cutting ring and nut ,it is necessary to insert suffix "RN" after our part NO.，for example 1DFL-52-24RN.

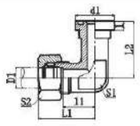

1CFL9 1CFL9-RN
1DFL9 1DFL9-RN

90° 弯公制螺纹卡套式/轻系列法兰ISO 6162-1
90° ELBOW METRIC MALE BITE TYPE/L-SERIES FLANGE ISO 6162-1

代 号 PART NO.	螺纹E THREAD	法兰型号 FLANGE SIZE	管子外径D1 TUBE O.D.	O形圈 O-RING	尺 寸 DIMENSIONS d1	l	l1	L1	L2	S1	S2	压力等级 MPa
1CFL9-22-08	M22X1.5	1/2"	15	O210	30.2	6.7	29	44	36	24	27	31.5 轻系列L
1CFL9-26-12	M26X1.5	3/4"	18	O214	38.1	6.7	29.5	48	42	30	32	
1CFL9-30-12	M30X2	3/4"	22	O214	38.1	6.7	33.5	50	42.5	30	36	16 轻系列L
1CFL9-36-16	M36X2	1"	28	O219	44.4	8	36.5	53	45	36	41	
1CFL9-45-20	M45X2	1.1/4"	35	O222	50.8	8	46.5	68	50	41	50	
1CFL9-52-24	M52X2	1.1/2"	42	O225	60.3	8	47	70	75	48	60	
1DFL9-24-08	M24X1.5	1/2"	16	O210	30.2	6.7	29.5	48	36	24	30	35 重系列 S
1DFL9-30-12	M30X2	3/4"	20	O214	38.1	6.7	32.5	54	42	30	36	
1DFL9-36-12	M36X2	3/4"	25	O214	38.1	6.7	33	57	42	30	46	
1DFL9-42-16	M42X2	1"	30	O219	44.4	8	36.5	63	45	36	50	
1DFL9-36-20	M36X2	1.1/4"	25	O222	50.8	8	43	67	50	41	46	28 重系列 S
1DFL9-42-20	M42X2	1.1/4"	30	O222	50.8	8	43.5	70	50	41	50	
1DFL9-52-20	M52X2	1.1/4"	38	O222	50.8	8	43	74	50	41	60	
1DFL9-52-24	M52X2	1.1/2"	38	O225	60.3	8	44	79	79	48	60	21重系列S

注：如需带卡套及卡套螺母整套订货，则请在代号后加“RN”，如1DFL9-52-24RN。
Note：In case if you are interested to order the adapter in complete set with cutting ring and nut ,it is necessary to insert suffix "RN" after our part NO.，for example 1DFL9-52-24RN.

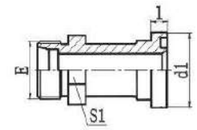

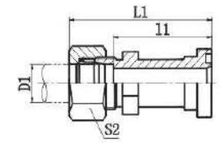

1DFS 1DFS-RN

公制螺纹卡套式/ 重系列法兰ISO 6162-2
METRIC MALE BITE TYPE / H-SERIES FLANGE ISO 6162-2

代 号 PART NO.	螺纹E THREAD	法兰型号 FLANGE SIZE	管子外径D1 TUBE O.D.	O形圈 O-RING	尺 寸 DIMENSIONS d1	l	l1	L1	S1	S2	压力等级 MPa
1DFS-24-08	M24X1.5	1/2"	16	O210	31.7	7.8	44.5	63	24	30	40 重系列 S
1DFS-24-12	M24X1.5	3/4"	16	O214	41.3	8.8	50.5	69	30	30	
1DFS-30-12	M30X2	3/4"	20	O214	41.3	8.8	50.5	72	30	36	
1DFS-36-16	M36X2	1"	25	O219	47.6	9.5	60	81	36	46	
1DFS-42-16	M42X2	1"	30	O219	47.6	9.5	60.5	87	36	50	
1DFS-42-20	M42X2	1.1/4"	30	O222	54	10.3	65.5	92	41	50	
1DFS-52-20	M52X2	1.1/4"	38	O222	54	10.3	67	98	46	60	31.5 重系列S
1DFS-52-24	M52X2	1.1/2"	38	O225	63.5	12.6	73	104	46	60	

注：如需带卡套及卡套螺母整套订货，则请在代号后加“RN”，如1DFS-52-24RN。
Note：In case if you are interested to order the adapter in complete set with cutting ring and nut ,it is necessary to insert suffix "RN" after our part NO.，for example 1DFS-52-24RN.

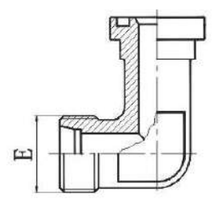

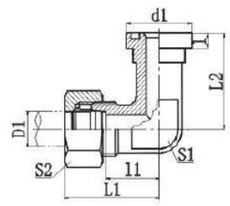

1DFS9 1DFS9-RN

90° 弯公制螺纹卡套式/ 重系列法兰ISO 6162-2
90° ELBOW METRIC MALE BITETYPE/ H-SERIES FLANGE ISO 6162-2

代 号 PART NO.	螺纹E THREAD	法兰型号 FLANGE SIZE	管子外径D1 TUBE O.D.	O形圈 O-RING	尺 寸 DIMENSIONS d1	l	l1	L1	L2	S1	S2	压力等级 MPa
1DFS9-24-08	M24X1.5	1/2"	16	O210	31.7	7.8	29.5	48	39	24	30	40 重系列 S
1DFS9-24-12	M24X1.5	3/4"	16	O214	41.3	8.8	37.5	55	48	32	30	
1DFS9-36-12	M36X2	3/4"	25	O214	41.3	8.8	36	60	48	32	46	
1DFS9-36-16	M36X2	1"	25	O219	47.6	9.5	43.5	65	60	41	46	
1DFS9-42-16	M42X2	1"	30	O219	47.6	9.5	41.5	68	60	41	50	
1DFS9-42-20	M42X2	1.1/4"	30	O222	54	10.3	44.5	71	68	46	50	
1DFS9-52-20	M52X2	1.1/4"	38	O222	54	10.3	45	76	68	46	60	31.5 重系列S
1DFS9-52-24	M52X2	1.1/2"	38	O225	63.5	12.6	46.5	87	79	48	60	

注：如需带卡套及卡套螺母整套订货，则请在代号后加“RN”，如1DFS9-52-24RN。
Note：In case if you are interested to order the adapter in complete set with cutting ring and nut ,it is necessary to insert suffix "RN" after our part NO.，for example 1DFS9-52-24RN.

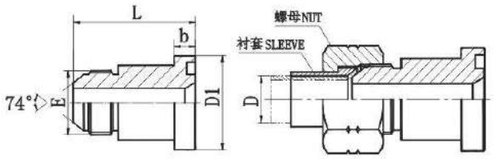

1JFL

美制JC外螺纹74° 外锥/轻系列法兰ISO 6162

JIC MALE 74° CONE/L-SERIES FLANGE ISO 6162-1

代号 PART NO.	螺纹 THREAD E	法兰型号 FLANGE SIZE	O形圈 O RING	尺寸 DIMENSIONS b	D1	L
1JFL-08	3/4"X16	1/2"	O210	6.73	30.2	43.5
1JFL-08-12	3/4"X16	3/4"	O214	6.73	38.1	45.4
1JFL-10-08	7/8"X14	1/2"	O210	6.73	30.2	48
1JFL-10-12	7/8"X14	3/4"	O214	6.73	38.1	48
1JFL-12-08	1.1/16X12	1/2"	O210	6.73	30.2	49
1JFL-12-16	1.1/16X12	1"	O219	8	44.4	52.2
1JFL-16-12	1.5/16"X12	3/4"	O214	6.73	38.1	52
1JFL-16	1.5/16"X12	1"	O219	8	44.4	53.4
1JFL-16-20	1.5/16"X12	1.1/4"	O222	8	50.8	52.2
1JFL-20-16	1.5/8"X12	1"	O219	8	44.4	54.5
1JFL-20	1.5/8"X12	1.1/4"	O222	8	50.8	53.1
1JFL-20-24	1.5/8"X12	1.1/2"	O225	8	60.3	56
1JFL-24-20	1.7/8"X12	1.1/4"	O222	8	50.8	56.5
1JFL-24	1.7/8"X12	1.1/2"	O225	8	60.3	59.2
1JFL-24-32	1.7/8"X12	2"	O228	9.53	71.4	60
1JFL-32	2.1/2"X12	2"	O228	9.53	71.4	66.3

注：螺母及衬套需另行订货。管子直径D为公制时，配用螺母及衬套分别选用NB200、NB500。管子直径为英制时，配用螺母及衬套分别选用NB200、NB300。 Note: Nut and sleeve should be ordered separately.The nut NB200 and sleeve NB500 is suitable for metric tube,the nut NB200 and sleeve NB300 is suitable for inch tube.

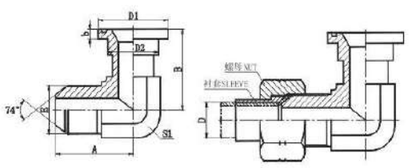

1JFL9

90° 弯美制JIC外螺纹74° 外锥/轻系列法兰ISO 6162-1

90 ELBOW JIC MALE 74° CONE/ L-SERIES FLANGE ISO 6162-1

代号 PART NO.	螺纹 THREAD E	法兰型号 FLANGE SIZE	O形圈 O RING	尺寸 DIMENSIONS A	B	b	D1	D2	S1
1JFL9-08	3/4"X16	1/2"	O210	32.5	44	6.73	30.2	24	19
1JFL9-08-12	3/4"X16	3/4"	O214	38	54.1	6.73	38.1	31.7	27
1JFL9-10-08	7/8"X14	1/2"	O210	37.5	44	6.73	30.2	24	22
1JFL9-10-12	7/8"X14	3/4"	O214	41	54.1	6.73	38.1	31.7	27
1JFL9-12	1.1/16"X12	3/4"	O214	44.5	54.1	6.73	38.1	31	27
1JFL9-16	1.5/16"X12	1"	O219	49	60.2	8	44.4	37.5	33
1JFL9-16-12	1.5/16"X12	3/4"	O214	49	58	6.73	38.1	31.7	33
1JFL9-16-20	1.5/16"X12	1.1/4"	O222	54	66.5	8	50.8	42.5	41
1JFL9-20	1.5/8"X12	1.1/4"	O222	55.5	66.5	8	50.8	42.5	41
1JFL9-20-16	1.5/8"X12	1"	O219	55.5	65	8	44.4	37.5	41
1JFL9-20-24	1.5/8"X12	1.1/2"	O225	60	79.3	8	60.3	49.5	48
1JFL9-24	1.7/8"X12	1.1/2"	O225	62.5	79.3	8	60.3	49.5	48
1JFL9-24-20	1.7/8"X12	1.1/4"	O222	62.5	75.5	8	50.8	42.5	48
1JFL9-24-32	1.7/8"X12	2"	O228	74.5	108	9.53	71.4	61.5	63
1JFL9-32	2.1/2"X12	2"	O228	80	108	9.53	71.4	61.5	63

注：螺母及衬套需另行订货。管子直径D为公制时，配用螺母及衬套分别选用NB200、NB500。管子直径为英制时，配用螺母及衬套分别选用NB200、NB300。 Note: Nut and sleeve should be ordered separately.The nut NB200 and sleeve NB500 is suitable for metric tube,the nut NB200 and sleeve NB300 is suitable for inch tube.

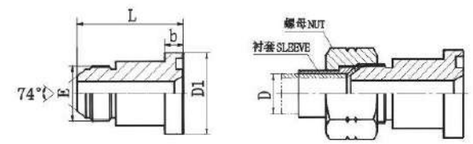

1JFS

美制JIC外螺纹74° 外锥/重系列法兰ISO 6162-2

JIC MALE 74° CONE / S-SERIES FLANGE ISO 6162-2

代号 PART NO.	螺纹 THREAD E	法兰型号 FLANGE SIZE	O形圈 O RING	尺寸 DIMENSIONS b	D1	L
1JFS-08	3/4"X16	1/2"	O210	7.75	31.7	47.5
1JFS-10-08	7/8"X14	1/2"	O210	7.75	31.7	50
1JFS-10-12	7/8"X14	3/4"	O214	8.76	41.3	55
1JFS-12	1.1/16"X12	3/4"	O214	8.76	41.3	56.7
1JFS-12-16	1.1/16"X12	1"	O219	9.53	47.6	61.5
1JFS-16	1.5/16"X12	1"	O219	9.53	47.6	62.8
1JFS-16-20	1.5/16"X12	1.1/4"	O222	10.29	54	67.7
1JFS-20-16	1.5/8"X12	1"	O219	9.53	47.6	64
1JFS-20	1.5/8"X12	1.1/4"	O222	10.29	54	68.9
1JFS-20-24	1.5/8"X12	1.1/2"	O225	12.57	63.5	73.5
1JFS-24-20	1.7/8"X12	1.1/4"	O222	10.29	54	72
1JFS-24	1.7/8"X12	1.1/2"	O225	12.57	63.5	76.7

注：螺母及衬套需另行订货。管子直径D为公制时，配用螺母及衬套分别选用NB200、NB500。管子直径为英制时，配用螺母及衬套分别选用NB200、NB300。 Note: Nut and sleeve should be ordered separately.The nut NB200 and sleeve NB500 is suitable for metric tube,the nut NB200 and sleeve NB300 is suitable for inch tube.

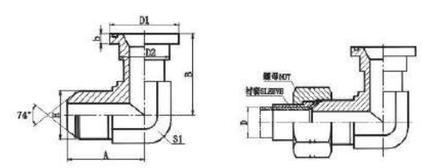

1JFS9

90° 弯美制JIC外螺纹74° 外锥/重系列法兰ISO 6162-2

90° ELBOW JIC MALE 74° CONE / S-SERIES FLANGE ISO 6162-2

代号 PART NO.	螺纹 THREAD E	法兰型号 FLANGE SIZE	O形圈 O RING	尺寸 DIMENSIONS A	B	b	D1	S1
1JFS9-08	3/4"X16	1/2"	O210	32.5	44	7.75	31.7	19
1JFS9-10-08	7/8"X14	1/2"	O210	37.5	46	7.75	31.7	22
1JFS9-10-12	7/8"X14	3/4"	O214	41	54.1	8.76	41.3	27
1JFS9-12	1.1/16"X12	3/4"	O214	44.2	54.1	8.76	41.3	27
1JFS9-12-16	1.1/16"X12	1"	O219	48	60.2	9.6	47.6	33
1JFS9-16-12	1.5/16"X12	3/4"	O214	49	57	8.76	41.3	33
1JFS9-16-20	1.5/16"X12	1.1/4"	O222	54	66.5	10.29	54	41
1JFS9-20	1.5/8"X12	1.1/4"	O222	55.5	66.5	10.29	54	41
1JFS9-20-16	1.5/8"X12	1"	O219	55.5	65	9.53	47.6	41
1JFS9-20-24	1.5/8"X12	1.1/2"	O225	59.5	79.3	12.57	63.5	48
1JFS9-24	1.7/8"X12	1.1/2"	O225	62.5	79.3	12.57	63.5	48
1JFS9-24-20	1.7/8"X12	1.1/4"	O222	62.5	70	10.29	54	48

注：螺母及衬套需另行订货。管子直径D为公制时，配用螺母及衬套分别选用NB200、NB500。管子直径为英制时，配用螺母及衬套分别选用NB200、NB300。 Note: Nut and sleeve should be ordered separately.The nut NB200 and sleeve NB500 is suitable for metric tube,the nut NB200 and sleeve NB300 is suitable for inch tube.

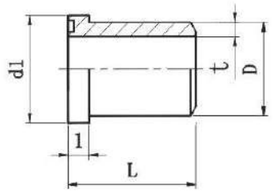

1FSW

重系列法兰ISO 6162-2 / 焊接管
S-SERIES FLANGE ISO 6162-2 / WELD TUBE

代 号 PART NO.	法兰型号 FLANGE SIZE	DXt	尺寸 DIMENSIONS d1	D	l	L	压力等级 MPa
1FSW-08-16X2	1/2"	16X2	31.7	16	7.8	34	40
1FSW-08-20X2.5	1/2"	20X2.5		20			
1FSW-12-16X2	3/4"	16X2	41.3	16	8.8	38	
1FSW-12-20X2.5	3/4"	20X2.5		20			
1FSW-16-25X3	1"	25X3	47.6	25	9.5	40	
1FSW-16-30X4	1"	30X4		30			
1FSW-16-38X5	1"	38X5		38			
1FSW-20-25X3	1.1/4"	25X3	54	25	10.3	45	
1FSW-20-30X4	1.1/4"	30X4		30			
1FSW-20-38X5	1.1/4"	38X5		38			
1FSW-20-42X6	1.1/4"	42X6		42			
1FSW-24-38X5	1.1/2"	38X5	63.5	38	12.6	50	
1FSW-24-45X6.5	1.1/2"	45X6.5		45			
1FSW-24-48X8	1.1/2"	48X8		48			
1FSW-24-50X8	1.1/2"	50X8		50			
1FSW-32-60X8	2"	60X8	79.4	60	12.6	58	
1FSW-32-60X10	2"	60X10		60			

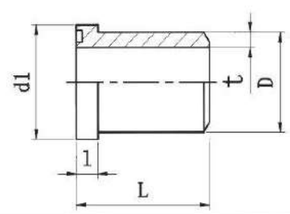

1FLW

轻系列法兰ISO 6162-1 / 焊接管
L-SERIES FLANGE ISO 6162-1 / WELD TUBE

代 号 PART NO.	法兰型号 FLANGE SIZE	DXt	尺寸 DIMENSIONS d1	D	l	L	压力等级 MPa
1FLW-08-16X2	1/2"	16X2	30.2	16	6.8	41	34.5
1FLW-08-20X2.5	1/2"	20X2.5		20			
1FLW-12-25X3	3/4"	25X3	38.1	25	6.8	50	
1FLW-16-25X3	1"	25X3	44.4	25	8	50	
1FLW-16-30X4	1"	30X4		30			
1FLW-16-38X5	1"	38X5		38			
1FLW-20-25X3	1.1/4"	25X3	50.8	25	8	55	27.6
1FLW-20-30X4	1.1/4"	30X4		30			
1FLW-20-38X5	1.1/4"	38X5		38			
1FLW-20-42X6	1.1/4"	42X6		42		46	
1FLW-24-38X4	1.1/2"	38X4	60.3	38	8	57	20.7
1FLW-24-42X5	1.1/2"	42X5		42			
1FLW-24-45X5	1.1/2"	45X5		45			
1FLW-24-50X6	1.1/2"	50X6		50			
1FLW-32-55X5	2"	55X5	71.4	55	9.6	57	
1FLW-32-60X8	2"	60X8		60			
1FLW-40-65X6	2.1/2"	65X6	84.1	65	9.6	58	17.2
1FLW-40-70X7.5	2.1/2"	70X7.5		70			
1FLW-48-80X6	3"	80X6	101.6	80	9.6	58	13.8
1FLW-48-90X8	3"	90X8		90			

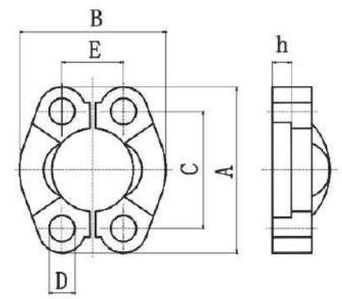

FL

ISO 6162-1—SAE J518轻系列对开法兰夹
ISO 6162-1—SAE J518 L-SERIES SPLIT FLANGE CLAMPS

代 号 PART NO.	法兰型号 FLANGE SIZE	尺 寸 DIMENSIONS A	B	C	D	E	螺栓 BOLT	O形圈 O-RING	压力等级 MPa
FL-08	1/2"	53.8	46.1	38.1	9	17.5	M8X25	O210	34.5
FL-12	3/4"	65	52.4	47.6	11	22.2	M10X30	O214	
FL-16	1"	69.9	58.7	52.4	11	26.2	M10X30	O219	
FL-20	1.1/4"	79.2	73	58.7	11	30.2	M10X30	O222	27.6
FL-24	1.1/2"	93.7	82.6	69.9	13.5	35.7	M12X35	O225	20.7
FL-32	2"	101.6	96.8	77.8	13.5	42.9	M12X35	O228	
FL-40	2.1/2"	114.3	108.2	88.9	13.5	50.8	M12X35	O232	17.3
FL-48	3"	135	130.6	106.4	17.5	61.9	M16X50	O237	13.8

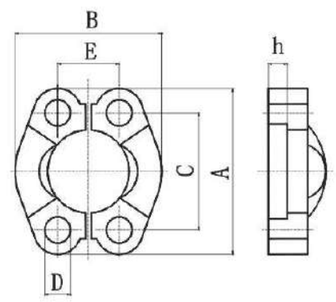

FS

ISO 6162-2—SAE J518 重系列对开法兰夹
ISO 6162-2—SAE J518 S-SERIES SPLIT FLANGE CLAMPS

代 号 PART NO.	法兰型号 FLANGE SIZE	尺 寸 DIMENSIONS A	B	C	D	E	螺栓 BOLT	O形圈 O-RING	压力等级 Mpa
FS-08	1/2"	56.3	49.2	40.5	9	18.2	M8X30	O210	42
FS-12	3/4"	70.8	60	50.8	11	23.8	M10X35	O214	
FS-16	1"	81	69.6	57.2	13	27.8	M12X45	O219	
FS-20	1.1/4"	95.3	77.2	66.7	15	31.8	M14X50	O222	
FS-24	1.1/2"	112.8	95	79.4	17	36.6	M16X55	O225	
FS-32	2"	133	113.8	96.8	22	44.5	M20X70	O228	

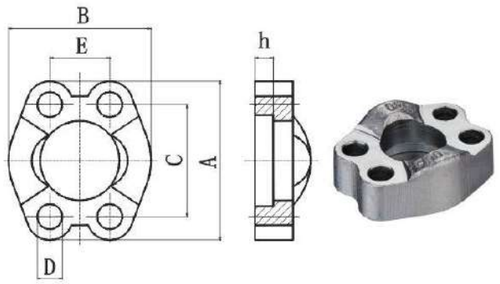

FL-W

ISO 6162-1—SAE J518 轻系列整体法兰夹
ISO 6162-1—SAE J518 L-SERIES WHOLE FLANGE CLAMPS

代 号 PART NO.	法兰型号 FLANGE SIZE	尺 寸 DIMENSIONS						螺栓 BOLT	O形圈 O-RING	压力等级 MPa
		A	B	C	D	E	h			
FL-08W	1/2"	53.8	46.1	38.1	9	17.5	6.2	M8X25	O210	34.5
FL-12W	3/4"	65	52.4	47.6	11	22.2	6.2	M10X30	O214	
FL-16W	1"	69.9	58.7	52.4	11	26.2	7.5	M10X30	O219	
FL-20W	1.1/4"	79.2	73	58.7	11	30.2	7.5	M10X30	O222	27.6
FL-24W	1.1/2"	93.7	82.6	69.9	13.5	35.7	7.5	M12X35	O225	20.7
FL-32W	2"	101.6	96.8	77.8	13.5	42.9	9	M12X35	O228	
FL-48W	3"	135	130.60	106.4	17.5	61.9	9	M16X50	O237	13.8

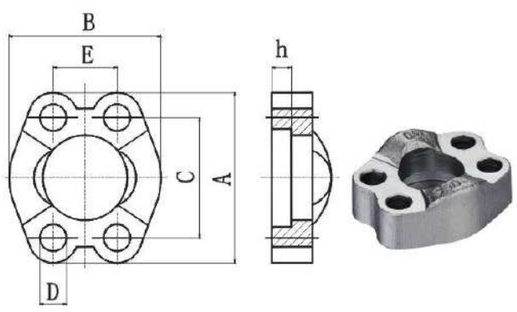

FS-W

ISO 6162-2—SAE J518 重系列整体法兰夹
ISO 6162-2—SAE J518 S-SERIES WHOLE FLANGE CLAMPS

代 号 PART NO.	法兰型号 FLANGE SIZE	尺 寸 DIMENSIONS						螺栓 BOLT	O形圈 O-RING	压力等级 MPa
		A	B	C	D	E	h			
FS-08W	1/2"	56.3	49.2	40.5	9	18.2	7.2	M8X30	O210	42
FS-12W	3/4"	71.4	61.8	50.8	11	23.8	8.2	M10X35	O214	
FS-16W	1"	81	71.4	57.2	13	27.8	9	M12X45	O219	
FS-20W	1.1/4"	95.3	79.2	66.7	15	31.8	9.8	M14X50	O222	
FS-24W	1.1/2"	112.8	96.8	79.4	17	36.6	12	M16X55	O225	
FS-32W	2"	133.4	115.60	96.8	21	44.4	12	M20X70	O228	

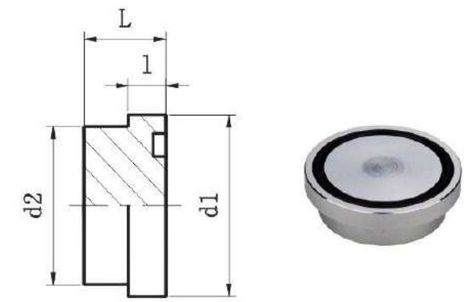

4FL

ISO 6162-1 轻系列法兰堵头
ISO 6162-1 L-SERIES FLANGE PLUG

代 号 PART NO.	法兰型号 FLANGE SIZE	O形圈 O-RING	尺 寸 DIMENSIONS				压力等级 MPa
			d1	d2	L	l	
4FL-08	1/2"	O210	30.2	33.5	16	6.8	34.5
4FL-12	3/4"	O214	38.1	31.5	17	6.8	
4FL-16	1"	O219	44.4	37.5	17	8	
4FL-20	1.1/4"	O222	50.8	42.5	17	8	27.6
4FL-24	1.1/2"	O225	60.3	49.5	19	8	20.7
4FL-32	2"	O228	71.4	61.5	19	9.6	
4FL-40	2.1/2"	O232	84.1	73.5	40	9.6	17.2
4FL-48	3"	O237	101.6	89.5	45	9.6	13.8

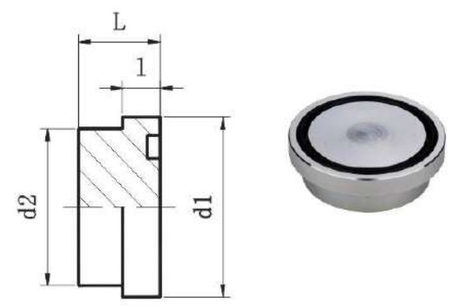

4FS

ISO 6162-2 重系列法兰堵头
ISO 6162-2 S-SERIES FLANGE PLUG

代 号 PART NO.	法兰型号 FLANGE SIZE	O形圈 O-RING	尺 寸 DIMENSIONS				压力等级 MPa
			d1	d2	L	l	
4FS-08	1/2"	O210	31.8	24	18	7.8	42
4FS-12	3/4"	O214	41.3	32	18	8.8	
4FS-16	1"	O219	47.6	37.5	18	9.5	
4FS-20	1.1/4"	O222	54	43.5	18	10.3	
4FS-24	1.1/2"	O225	63.5	50.5	20	12.6	
4FS-32	2"	O228	79.4	66.5	30	12.6	

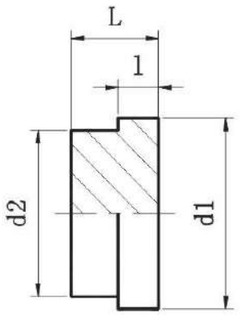

4FL-M

ISO 6162-1 轻系列平面法兰堵头
ISO 6162-1 L-SERIES FLANGE PLUG

代 号 PART NO.	法兰型号 FLANGE SIZE	尺 寸 DIMENSIONS				压力等级 MPa
		d1	d2	L	l	
4FL-08M	1/2"	30.2	24	16	6.8	34.5
4FL-12M	3/4"	38.1	31.5	17	6.8	
4FL-16M	1"	44.4	38	17	8	
4FL-20M	1.1/4"	50.8	43	17	8	27.6
4FL-24M	1.1/2"	60.3	50	19	8	20.7
4FL-40M	2.1/2"	84.1	74	40	9.6	17.2
4FL-48M	3"	101.6	90	45	9.6	13.8

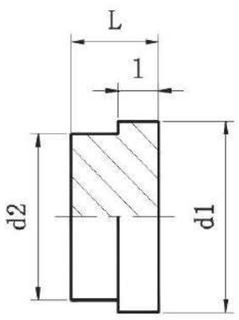

4FS-M

ISO 6162-2 重系列平面法兰堵头
ISO 6162-2 S-SERIES FLANGE PLUG

代 号 PART NO.	法兰型号 FLANGE SIZE	尺 寸 DIMENSIONS				压力等级 MPa
		d1	d2	L	l	
4FS-08M	1/2"	31.8	24	18	7.8	42
4FS-12M	3/4"	41.3	32	15	8.8	
4FS-16M	1"	47.6	38	16	9.5	
4FS-20M	1.1/4"	54	44	16	10.3	
4FS-24M	1.1/2"	63.5	51	19	12.6	
4FS-32M	2"	79.4	67	30	12.6	

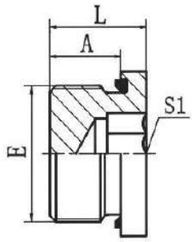

4MN-WDPK

公制外螺纹胶垫密封内六角堵头
METRIC MALE CAPTIVE SEAL HOLLOW HEX PLUG

代 号 PART NO.	螺 纹 THREAD	胶 垫 CAPTIVE	尺 寸 DIMENSIONS		
	E	E端	A	L	S1
4MN-10WDPK	M10X1	WD-B02	8	12.3	5
4MN-12WDPK	M12X1.5	WD-M12	12	17.3	6
4MN-14WDPK	M14X1.5	WD-B04	12	17.3	6
4MN-16WDPK	M16X1.5	WD-M16	12	17.3	8
4MN-18WDPK	M18X1.5	WD-M18	12	19.3	8
4MN-20WDPK	M20X1.5	WD-M20	14	19.3	10
4MN-22WDPK	M22X1.5	WD-M22	14	21.3	10
4MN-26WDPK	M26X1.5	WD-B12	16	21.3	12
4MN-27WDPK	M27X2	WD-B12	16	22.8	12
4MN-33WDPK	M33X2	WD-B16	18	22.8	17
4MN-42WDPK	M42X2	WD-B20	20	22.8	22
4MN-48WDPK	M48X2	WD-B24	22	19.3	24

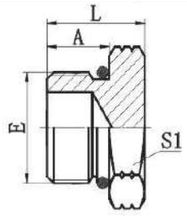

4O

美制SAE外螺纹带O形圈堵头轻系列ISO 11926-3
SAE O-RING BOSS PLUG L-SERIES ISO 11926-3

代 号 PART NO.	螺 纹 THREAD	O形圈 O-RING	尺 寸 DIMENSIONS		
	E	E端	A	L	S1
4O-02	5/16"X24	O902	7.54	14.6	12
4O-03	3/8"X24	O903	7.54	14.6	14
4O-04	7/16"X20	O904	9.1	16	14
4O-05	1/2"X20	O905	9.1	16	17
4O-06	9/16"X18	O906	9.9	17.5	17
4O-10	7/8"X14	O910	12.7	23	27
4O-12	1.1/16"X12	O912	15.1	26.5	32
4O-14	1.3/16"X12	O914	15.1	27	36
4O-16	1.5/16"X12	O916	15.1	27.5	41
4O-20	1.5/8"X12	O920	15.1	30	50
4O-24	1.7/8"X12	O924	15.1	30	55
4O-32	2.1/2"X12	O932	15.1	32	70

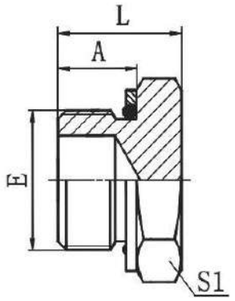

4H

公制外螺纹轻系列堵头ISO 6149-3
METRIC MALE L-SERIES PLUG ISO 6149-3

代 号 PART NO.	螺 纹 THREAD E	O形圈 O-RING E端	尺 寸 DIMENSIONS A	L	S1
4H-12	M12X1.5	O09.3X2.4	11	19.5	17
4H-14	M14X1.5	O11.3X2.4	11	19.5	19
4H-16	M16x1.5	O13.3X2.4	11.5	20	22
4H-18	M18X1.5	O15.3X2.4	12.5	23	24
4H-22	M22X1.5	O19.3X2.4	13	23	27
4H-27	M27X2	O23.5X3.0	16	29.5	32
4H-42	M42X2	O38.5X3.0	16	31	50

注：可与ISO 9974-1油口相配，去掉挡圈与ISO 6149-1油口相配。
Note: fit for ISO 9974-1 port or ISO 6149-1 port when useless of retaining ring.

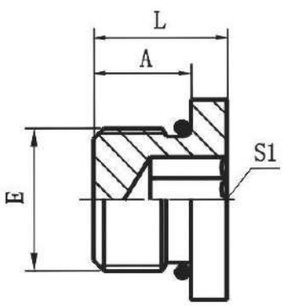

4ON

美制SAE外螺纹带O形圈
内六角堵头轻系列ISO 11926-3
SAE O-RING BOSS HOLLOW HEX PLUG L-SERIES ISO 11926-3

代 号 PART NO.	螺 纹 THREAD E	O形圈 O-RING E端	尺 寸 DIMENSIONS A	L	S1
4ON-02	5/16"X24	O902	7.54	10.5	3
4ON-03	3/8"X24	O903	7.54	10.5	5
4ON-04	7/16"X20	O904	9.1	11.5	5
4ON-05	1/2"X20	O905	9.1	11.5	5
4ON-06	9/16"X18	O906	9.9	12.2	6
4ON-08	3/4"X16	O908	11.1	14.3	8
4ON-10	7/8"X14	O910	12.7	16	10
4ON-12	1.1/16"X12	O912	15.1	19	14
4ON-16	1.5/16"X12	O916	15.1	19	14
4ON-20	1.5/8"X12	O920	15.1	19	19

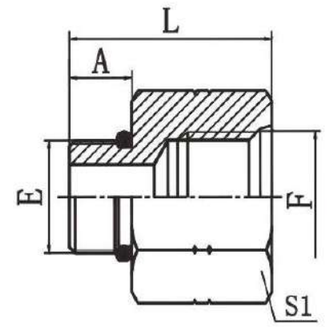

5O

美制SAE外螺纹带O形圈轻系列ISO 11926-3 / 美制SAE内螺纹ISO 11926-1
SAE O-RING BOSS L-SERIES ISO 11926-3 / SAE FEMALE ISO 11926-1

代 号 PART NO.	螺 纹 THREAD E	F	O形圈 O-RING E端	尺 寸 DIMENSIONS A	L	S1
5O-04-06	7/16"X20	9/16"X18	O904	9.14	31	22
5O-06-04	9/16"X18	7/16"X20	O906	9.93	28	17
5O-06-08	9/16"X18	3/4"X16	O906	9.93	36	27
5O-08-06	3/4"X16	9/16"X18	O908	11.13	31.5	22
5O-08-10	3/4"X16	7/8"X14	O908	11.13	38	30
5O-08-12	3/4"X16	1.1/16"X12	O908	11.13	36	32
5O-10-06	7/8"X14	9/16"X18	O910	12.7	20.6	27
5O-10-08	7/8"X14	3/4"X16	O910	12.7	35	27
5O-10-12	7/8"X14	1.1/16"X12	O910	12.7	43	36
5O-12-08	1.1/16"X12	3/4"X16	O912	15.09	26	32
5O-12-10	1.1/16"X12	7/8"X14	O912	15.1	40.5	32
5O-12-16	1.1/16"X12	1.5/16"X12	O912	15.1	45	41
5O-14-12	1.3/16"X12	1.1/16"X12	O914	15.1	43	36
5O-16-06	1.5/16"X12	9/16"X18	O916	15.1	26	38
5O-16-10	1.5/16"X12	7/8"X14	O916	15.1	26	38
5O-16-12	1.5/16"X12	1.1/16"X12	O916	15.1	43.5	38
5O-16-14	1.5/16"X12	1.3/16"X12	O916	15.1	43	38
5O-16-20	1.5/16"X12	1.5/8"X12	O916	15.1	46.5	50
5O-20-12	1.5/8"X12	1.1/16"X12	O920	15.1	35	50
5O-20-16	1.5/8"X12	1.5/16"X12	O920	15.1	42	50
5O-20-24	1.5/8"X12	1.7/8"X12	O920	15.1	48	55
5O-24-16	1.7/8"X12	1.5/16"X12	O924	15.1	35	55
5O-24-20	1.7/8"X12	1.5/8"X12	O924	15.1	45	55
5O-32-20	2.1/2"X12	1.5/8"X12	O932	15.1	32	70
5O-32-24	2.1/2"X12	1.7/8"X12	O932	15.1	32	70

接头概述及装配说明

O形圈平面密封接头 O-RING FACE SEAL FITTINGS

O形圈平面密封接头概述 O-RING FACE SEAL FITTINGS INSTRUCTIONS

◆ O形圈平面密封的基本结构可以有两种，第一种为：由接头体、O形圈 、螺母、接管组成，接管与系统管路中的钢管焊接连接，如图P1所示。第二种为：由接头体、O形圈、螺母、衬套组成，管子被翻边成90° ，如图P2所示。使用图P1所示的基本结构时，须保证焊接的质量。

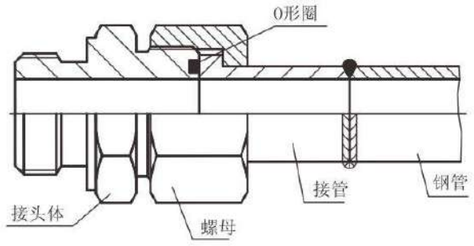

图 P1

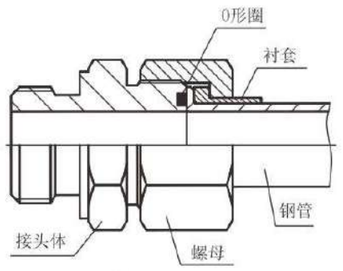

图 P2

◆ O形圈平面密封能很好的适用于高压系统，如使用硬度为N90的O形圈，能有更好的密封作用，更有效的防止泄漏。由于使用O形圈密封，因此使用的温度范围受O形圈材质的影响。

◆ O形圈平面密封接头的连接螺纹有两种：公制螺纹（见A1-A），美制ORFS螺纹（见J1-J）。

◆ O形圈密封槽的结构有三种，见图P3、P4、P5。其中P3结构能保持O形圈在安装时或垂直倒置时不掉下，方便安装；负压时O形圈不会被吸入油路。P4结构则不具备P3结构的前一优点。P5结构既不具备P3结构的前一优点，而且负压时会被吸入油路。

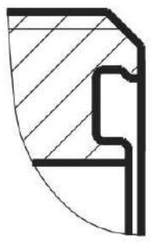

图 P3

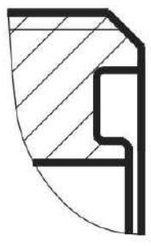

图 P4

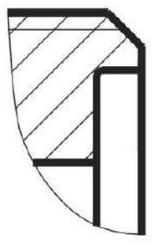

图 P5

◆ 对公制螺纹的O形圈槽如需按JB标准生产时，为图P5的结构。本公司建议选用图P3结构，用户可在订货时用文字说明。对美制ORFS螺纹的O形圈槽，本公司全部采用图P3结构生产，不生产图P4或图P5结构。

接头概述及装配说明

O形圈平面密封接头安装 O-RING FACE SEAL FITTINGS ASSEMBLY INSTRUCTIONS

◆ **安装Assembly**

1、对图P1的基本结构，在安装前应先垂直锯下钢管（±1° 以内），去掉内外径毛刺，并去油及氧化物，套上螺母后再焊接。对图P2的基本结构，在垂直锯下后用专用设备将管端翻边成90° ，且尺寸D应在D1和D2之间，见图P6。

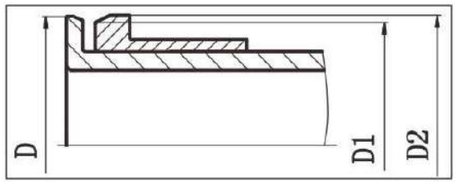

图 P6

2、如果接头体未放置O形圈，则应先放好O形圈。

3、按图P1或图P2，将接管或钢管翻边压住接头体O形圈，用手拧紧螺母，再用扭矩扳手按P的扭矩建议表扳紧；如无扭矩扳手，可用普通扳手再拧紧1/4到1/2圈。

◆ **重复安装Reassembly**

由于是平面密封型式且与安装力垂直，在安装过程中O形圈可能会扭曲，因此每次重复安装时，应检查O形圈有无损坏，必要时需更换。

◆ **泄漏原因Leakage reason**

1、O形圈未正确的安放在O形圈槽内；
2、O形圈有损伤或损坏；
3、接头密封面、接管或翻边有凹坑或其他影响密封的缺陷；
4、翻边过大或过小，不能压住O形圈；
5、O形圈材质不适用于工作温度；
6、O形圈硬度不够；
7、连接螺母松开。

螺纹扭矩建议表 Recommended Thread Torque

公制O形圈平面密封扭矩、74° 公制扭矩

公制螺纹 Metric Thread

螺纹 THREAD	旋母扭矩 N.M NUT TORQUE
M12x1.5	10–20
M14x1.5	20–35
M16x1.5	25–40
M18x1.5	30–45
M20x1.5	35–50
M22x1.5	40–70
M24x1.5	40–70
M26x1.5	60–100
M30x2.0	80–120
M36x2.0	100–150
M42x2.0	150–220
M45x2.0	180–250
M52X2.0	200–300

英管螺纹 BSP Thread

螺纹 THREAD	旋母扭矩 N.M NUT TORQUE
G1/8"x28	11–12
G1/4"x19	25–28
G3/8"x19	41–48
G1/2"x14	72–82
G5/8"X14	96–110
G3/4"X14	124–137
G1"x11	151–165
G1.1/4"x11	192–206
G1.1/2"x11	261–275
G2"x11	343–357

美制 JIC 螺纹 JIC Thread

螺纹 THREAD	旋母扭矩 N.M NUT TORQUE
7/16"x20	15–16
1/2"x20	19–21
9/16"x18	24–28
3/4"x16	49–53
7/8"x14	77–85
1.1/16"x12	107–119
1.3/16"x12	127–140
1.5/16"x12	147–154
1.5/8"x12	172–181
1.7/8"x12	215–226
2.1/2"x12	332–350

美制 ORFS 螺纹 ORFS Thread

螺纹 THREAD	旋母扭矩 N.M NUT TORQUE
9/16"x18	14–16
11/16"x16	24–27
13/16"x16	43–47
1"x14	60–68
1.3/16"x12	90–95
1.7/16"x12	125–135
1.11/16"x12	170–190
2"x12	200–225

单位转换表 CONVERSION FACTOR

名称 DENOMINATION	单位 UNIT	转换单位 CONVERSION UNIT	转换系数 FACTOR
长度 LENGTH	英寸 in	毫米 mm	25.4
	毫米 mm	英寸 in	0.03937
	英尺 ft	米 m	0.3048
	米 m	英尺 ft	3.28084
面积 AREA	平方英寸 in^2	平方厘米 cm^2	6.4516
	平方厘米 cm^2	平方英寸 in^2	0.1550
体积 VOLUME	英加仑 gal	升 l	4.54609
	升 l	英加仑 gal	0.219969
	美加仑 gal	升 l	3.78541
	升 l	美加仑 gal	0.264172
	升 l	分米 ^{3}	1
质量 MASS	磅 lb	千克 kg	0.453592
	千克 kg	磅 lb	2.204622
力矩 TORQUE	磅力.英寸 lbf.in	牛.米 N.m	0.112985
	牛.米 N.m	磅力.英寸 lbf.in	8.85075
压力 PRESSURE	磅力/英寸 ^{2}psi	巴 bar	0.06895
	巴 bar	磅力/英寸 ^{2}psi	14.5038
	磅力/英寸 ^{2}psi	兆帕 MPa	0.006895
	兆帕 MPa	磅力/英寸 ^{2}psi	145.038
	兆帕 MPa	巴 bar	10
	巴 bar	兆帕 MPa	0.1
	帕 Pa	巴 bar	10^{-5}
	巴 bar	帕 Pa	10^5
速度 VELOCITY	英尺/秒 ft/s	米/秒 m/s	0.3048
	米/秒 m/s	英尺/秒 ft/s	3.28084
流量 FLOW RATE	英加仑/分 gal/min.	升/分 l/min.	4.54609
	升/分 l/min.	英加仑/分 gal/min.	0.219969
	美加仑/分 gal/min.	升/分 l/min.	3.78541
	升/分 l/min.	美加仑/分 gal/min.	0.264172
温度 TEMPTURE	华氏度° F	摄氏度° C	5/9*（华氏温度° F–32）
	摄氏度° C	华氏度° F	摄氏温度° C*9/5+32

密封件 Seal

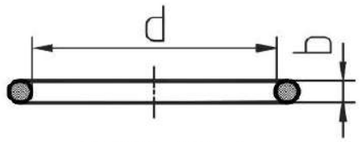

O形圈 O Ring

DIN 24° 锥轻系列O形圈密封用O形圈
For DIN 24° Cone O-ring L.T.

O形圈代号 PART NO.	螺纹 THREAD	d	b	管子外径 TUBE O.D.
O04.5x1.5	M12X1.5	4.5	1.5	6
O06.5x1.5	M14X1.5	6.5	1.5	8
O08.0x1.5	M16X1.5	8.0	1.5	10
O10.0x1.5	M18X1.5	10.0	1.5	12
O12.0x2.0	M22X1.5	12.0	2.0	15
O15.0x2.0	M26X1.5	15.0	2.0	18
O15.0x2.0	M27X1.5	15.0	2.0	18
O20.0x2.0	M30X2	20.0	2.0	22
O26.0x2.0	M36X2	26.0	2.0	28
O32.0x2.5	M45X2	32.0	2.5	35
O38.0x2.5	M52X2	38.0	2.5	42

DIN 24° 锥重系列O形圈密封用O形圈
For DIN 24° Cone O-ring H.T.

O形圈代号 PART NO.	螺纹 THREAD	d	b	管子外径 TUBE O.D.
O04.5x1.5	M14X1.5	4.5	1.5	6
O06.5x1.5	M16X1.5	6.5	1.5	8
O08.0x1.5	M18X1.5	8.0	1.5	10
O10.0x1.5	M20X1.5	10.0	1.5	12
O11.0x2.0	M22X1.5	11.0	2.0	14
O13.0x2.0	M24X1.5	13.0	2.0	16
O16.3x2.4	M30X2	16.3	2.4	20
O20.3x2.4	M36X2	20.3	2.4	25
O25.3x2.4	M42X2	25.3	2.4	30
O33.3x2.4	M52X2	33.3	2.4	38

SAE法兰用O形圈
For SAE Flange O-ring

O形圈代号 PART NO.	法兰型号 FLANGE SIZE	d	b
O210	1/2"	18.64	3.53
O214	3/4"	24.99	3.53
O219	1"	32.92	3.53
O222	1.1/4"	37.69	3.53
O225	1.1/2"	47.22	3.53
O228	2"	56.74	3.53
0232	2.1/4"	69.44	3.53

JIS法兰用O形圈 For JIS Flange O Ring

O形圈代号 PART NO.	法兰型号 FLANGE SIZE	d	b
O212	5/8"	21.82	3.53

英管外螺纹O形圈密封接头用O形圈
For BSP Male O-ring

O形圈代号 PART NO.	螺纹 THREAD	d	b
O111	G1/4"X19	10.77	2.62
O113	G3/8"X19	13.94	2.62
O115	G1/2"X14	17.12	2.62
O910	G5/8"X14	19.18	2.46
O119	G3/4"X14	23.47	2.62
O217	G1"X11	29.74	3.53
O222	G1.1/4"X11	37.69	3.53
O224	G1.1/2"X11	44.04	3.53
O139	G2"X11	54	3



O形圈 O Ring

美制ORFS外螺纹平面O形圈密封用O形圈
For ORFS Male O-ring

O形圈代号 PART NO.	螺纹 THREAD	d	b
O011	9/16"x18UNF	7.65	1.78
O012	11/16"x16UN	9.25	1.78
O014	13/16"x16UN	12.42	1.78
O016	1"x14UNSf	15.6	1.78
O018	1.3/16"x12UN	18.77	1.78
O021	1.7/16"x12UN	23.52	1.78
O025	1.11/16"x12UN	29.87	1.78
O029	2"x12UN	37.82	1.78

英管内螺纹60°外锥面用O形圈
For BSP Female 60°Cone O-ring

O形圈代号 PART NO.	螺纹 THREAD	d	b
O171	G3/4"X14	17.1	1.6
O221	G1"X11	22.1	1.6
O291	G1.1/4"X11	29.1	1.6
O351	G1.1/2"X11	35.1	1.6

水管接头用O形圈 For Waterwash O-ring

O形圈代号 PART NO.	螺纹 THREAD	d	b
O10.0X2.0	M22x1.5	10.0	2.0

SAE矿用接头用O形圈 For SAE Staplelok O-ring

O形圈代号 PART NO.	接头规格 FITTING SIZE	d	b
O06.0X2.0	-04	6.0	2.0
O10.0X2.0	-06	10.0	2.0
O13.0X2.5	-08	13.0	2.5
O19.0X2.5	-12	19.0	2.5
O25.0X2.5	-16	25.0	2.5
O33.0X2.5	-20	33.0	2.5
O40.0X3.0	-24	40.0	3.0
O50.0X3.0	-32	50.0	3.0

美制SAE外螺纹 O形圈密封接头用O形圈
For SAE Male O-ring

O形圈代号 PART NO.	螺纹 THREAD	d	b
O904	7/16"x20UNF	8.92	1.83
O905	1/2"x20UNF	10.52	1.83
O906	9/16"x18UNF	11.89	1.98
O908	3/4"x16UNF	16.36	2.21
O910	7/8"x14UNF	19.18	2.46
O912	1.1/16"x12UN	23.47	2.95
O914	1.3/16"x12UN	26.62	2.95
O916	1.5/16"x12UN	29.74	2.95
O920	1.5/8"x12UN	37.46	3.00
O924	1.7/8"x12UN	43.69	3.00
O932	2.1/2"x12UN	59.36	3.00

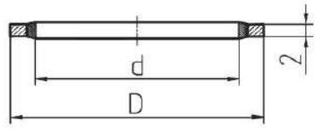

组合垫 Bonded Seal

六角端面密封用组合垫 Bonded Seal

组合垫代号 PART NO.	螺纹 THREAD	d	D
ZHD-10	M10、G1/8"	10.4	16
ZHD-14	M14、G1/4"	14.4	20
ZHD-16	M16	16.4	22
ZHD-18	M18、G3/8"	18.4	25
ZHD-22	M22、G1/2"	22.5	30
ZHD-24	M24	24.5	32
ZHD-27	M27、G3/4"	27.5	35
ZHD-30	M30	30.5	38
ZHD-33	M33、G1"	33.5	42
ZHD-36	M36	36.6	46
ZHD-42	M42、G1.1/4"	42.6	53
ZHD-45	M45	45.6	56
ZHD-48	M48、G1.1/2"	48.7	60
ZHD-52	M52	52.7	66
ZHD-60	M60、G2"	60.7	75

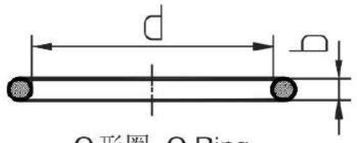

O形圈 O Ring

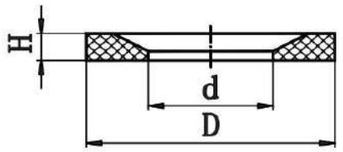

公制外螺纹可调向柱端用O形圈
For Metric Male Adjustable Stud End O-ring

O形圈代号 PART NO.	螺纹 THREAD	d	b
O06.1X1.6	M8X1	6.1	1.6
O08.1X1.6	M10X1	10.0	2.0
O09.3X2.2	M12X1.5	9.3	2.4
O11.3X2.2	M14X1.5	11.3	2.4
O13.3X2.2	M16X1.5	13.3	2.4
O15.3X2.2	M18X1.5	15.3	2.4
O17.3X2.2	M20X1.5	17.3	2.4
O19.3X2.2	M22X1.5	19.3	2.4
O21.3X2.9	M24X1.5	21.3	3.0
O23.5X2.9	M26X1.5	23.5	3.0
O23.5X2.9	M27X2	23.5	3.0
O26.5X2.9	M30X2	26.5	3.0
O29.5X2.9	M33X2	29.5	3.0
O38.5X2.9	M42X2	38.5	3.0
O44.5X2.9	M48X2	44.5	3.0
O56.2X2.9	M60X2	56.2	3.0

胶垫 CAPTIVE

胶垫代号 PART NO.	螺纹 THREAD	d	D	H
WD-B02	G1/8"X28	8.4	11.9	1.0
WD-B04	G1/4"X19	11.6	16.5	1.5
WD-B06	G3/8"X19	14.7	18.9	1.5
WD-B08	G1/2"X14	18.5	23.9	1.5
WD-B12	G3/4"X14	23.9	29.2	1.5
WD-B16	G1"X11	29.7	35.7	2.0
WD-B20	G1.1/4"X11	38.8	45.8	2.0
WD-B24	G1.1/2"X11	44.7	50.7	2.0
WD-B02	M10X1	8.4	11.9	1.0
WD-M12	M12X1.5	9.8	14.4	1.5
WD-B04	M14X1.5	11.6	16.5	1.5
WD-M16	M16X1.5	13.8	18.9	1.5
WD-M18	M18X1.5	15.7	20.9	1.5
WD-M20	M20X1.5	17.8	22.9	1.5
WD-M22	M22X1.5	19.6	24.3	1.5
WD-B12	M26X1.5	23.9	29.2	1.5
WD-B12	M27X2	23.9	29.2	1.5
WD-B16	M33X2	29.7	35.7	1.5
WD-B20	M42XX	38.8	45.8	2.0
WD-B24	M48X2	44.7	50.7	2.0

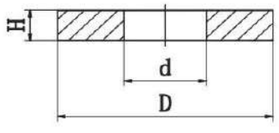

压力表紫铜垫片 Gauge copper gasket

垫片代号 PART NO.	d	D	H
DP-B04G	6	11	2
DP-B08G	6	18	2

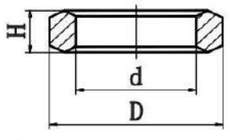

压力表钢垫片 Pressure gauge steel gasket

垫片代号 PART NO.	d	D	H
DP-B04DK	6	11.3	4.5
DP-B08DK	12	18.5	5

接头工作压力表

螺纹	公制外螺纹O形圈密封重系列	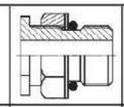 公制外螺纹O形圈密封可调柱端重系列	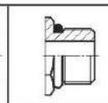 公制外螺纹O形圈密封轻系列	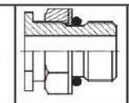 公制外螺纹O形圈密封可调柱端轻系列	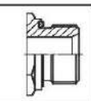 公制外螺纹弹性密封柱端轻系列（E型）	公制外螺纹弹性密封柱端重系列（E型）
M8X1	63	40	40	31.5	–	–
M10X1	63	40	40	31.5	25	–
M12X1.5	63	40	40	31.5	25	63
M14X1.5	63	40	40	31.5	25	63
M16X1.5	63	40	31.5	25	25	63
M18X1.5	63	40	31.5	25	25	63
M20X1.5	–	–	–	–	–	63
M22X1.5	–	–	–	–	16	40
M22X1.5	63	40	31.5	25	–	–
M26X1.5	–	–	–	–	16	–
M27X2	40	40	20	16	–	40
M30X2	40	40	20	16	–	–
M33X2	–	–	–	–	10	40
M33X2	40	31.5	20	16	–	–
M42X2	25	25	20	16	–	–
M42X2	–	–	–	–	10	25
M48X2	25	20	20	16	10	25
M60X2	25	16	16	10	–	–

螺纹	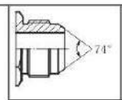 公制外螺纹74° 锥密封	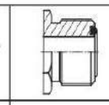 公制外螺纹O形圈密封	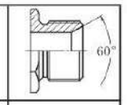 公制外螺纹60° 锥密封
M10X1	35	–	–
M10X1	35	–	–
M12X1.25	–	63	–
M12X1.5	35	–	–
M14X1.5	35	63	34.5
M16X1.5	25	63	–
M18X1.5	25	63	34.5
M22X1.5	20	63	34.5
M24X1.5	20	–	–
M27X1.5	20	40	–
M27X2	–	–	27.5
M30X2	20	–	–
M30X1.5	–	40	–
M33X2	16	–	20.5
M36X2	16	–	–
M36X2	–	40	–
M39X2	12.5	–	–
M39X2	–	25	–
M42X2	12.5	–	17
M42X2	–	25	–
M45X2	10	–	–
M45X2	–	25	–
M52X2	–	25	–
M60X2	–	25	–
M64X2	–	25	–

螺纹	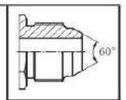 日本公制外螺纹60° 锥密封
M12X1.5	34.5
M14X1.5	34.5
M16X1.5	34.5
M18X1.5	34.5
M20X1.5	34.5
M22X1.5	34.5
M24X1.5	27.5
M27X1.5	27.5
M30X1.5	20.5
M33X1.5	20.5
M36X1.5	17
M42X1.5	17

接头工作压力表

螺纹	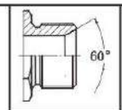	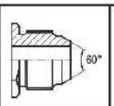		
	英管外螺纹60° 锥面密封	日本英管外螺纹60° 锥面密封	英管外螺纹O形圈密封	英管外螺纹O形圈密封可调柱端
G1/8"X28	34.5	34.5	40	31.5
G1/4"X19	34.5	34.5	40	31.5
G3/8"X19	34.5	34.5	31.5	25
G1/2"X14	34.5	34.5	31.5	25
G3/4"X14	27.5	27.5	20	16
G1"X11	20.5	20.5	20	16
G1.1/4"X11	17	17	20	16
G1.1/2"X11	10.5	10.5	20	16
G2"X11	10.5	10.5	16	10

螺纹	
	英锥管外螺纹
R1/8"X28	34.5
R1/4"X19	34.5
R3/8"X19	34.5
R1/2"X14	34.5
R3/4"X14	27.5
R1"X11	20.5
R1.1/4"X11	17
R1.1/2"X11	10.5
R2"X11	10.5

螺纹	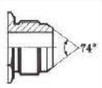				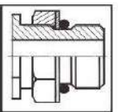
	美制JIC 74° 锥密封	美制外螺纹O形圈密封重系列	美制外螺纹O形圈密封可调柱端重系列	美制外螺纹O形圈密封轻系列	美制外螺纹O形圈密封可调柱端轻系列
5/16"X24	34.5	–	–	31.5	31.5
3/8"X24	34.5	63	40	31.5	31.5
7/16"X20	34.5	63	40	31.5	31.5
1/2"X20	34.5	63	40	31.5	31.5
9/16"X18	34.5	63	40	31.5	25
3/4"X16	31	63	40	31.5	25
7/8"X14	24	63	40	25	20
1.1/16"X12	24	40	40	25	20
1.3/16"X12	21	40	40	20	16
1.5/16"X12	21	40	31.5	20	16
1.5/8"X12	17	25	25	16	12.5
1.7/8"X12	14	25	20	16	12.5
2.1/2"X12	10.5	–	–	12.5	10

螺纹	
	美制布锥管外螺纹
Z1/8"X27	34.5
Z1/4"X18	27.5
Z3/8"X18	21
Z1/2"X14	21
Z3/4"X14	17
Z1"X11.5	14
Z1.1/4"X11.5	8
Z1.1/2"X11.5	7

螺纹	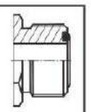
	美制ORFS外螺纹O形圈密封
9/16"X18	63
11/16"X16	63
13/16"X16	63
1"X14	40
1.3/16"X12	40
1.7/16"X12	40
1.11/16"X12	25
2"X12	25

SAE 法兰规格	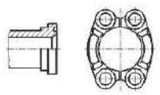			
	使用中等强度螺栓轻系列	使用高强度螺栓轻系列	使用中等强度螺栓重系列	使用高强度螺栓重系列
1/2 "	35	35	35	40
3/4"	35	35	35	40
1 "	25	31.5	35	40
1.1/4 "	20	25	35	40
1.1/2"	20	20	35	40
2"	16	16	35	40

什么是客户定制产品？

下面的示例会为您未来的设计提供一些新的解决方案。

变径尺寸

一个接头可以几个接头组合

- 减少装配时间
- 降低泄漏可能性及成本
- 减少库存

加长接头

避免长管或者接头连接组合

非标准端部

管端及油口端
例如：连接公制及英制管

标准接头再加工

根据客户需求将标准接头再加工。
（短螺纹，内螺纹测压点接头等等）

有限孔径

孔≥0,3mm

焊接接头

大多用于非正常变化场合

集成块

过滤器接头

可以与您的过滤器配合，但需要提供尺寸

紧凑型接头

用于狭窄空间

法兰接头

ISO 6162(SAE3518)
按客户图纸要求